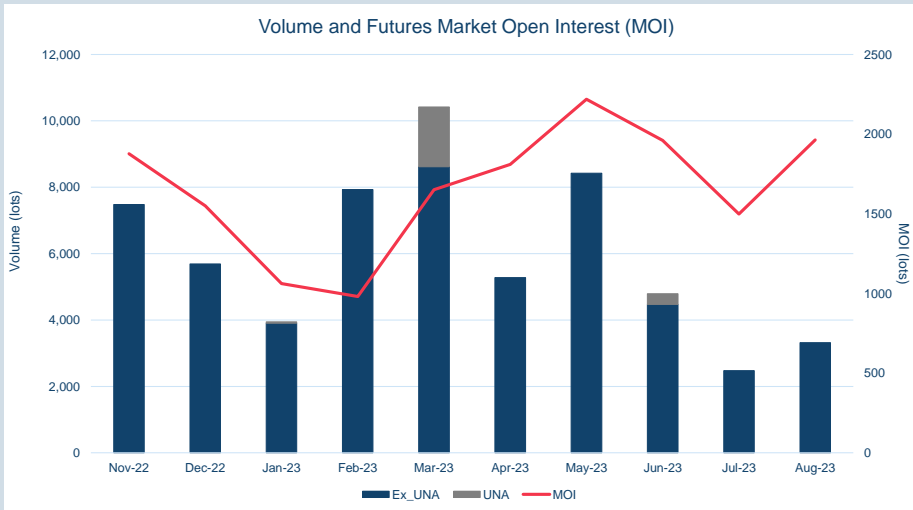


Front Month	
Average	\$557.88
Minimum	\$548.50
Maximum	\$568.50

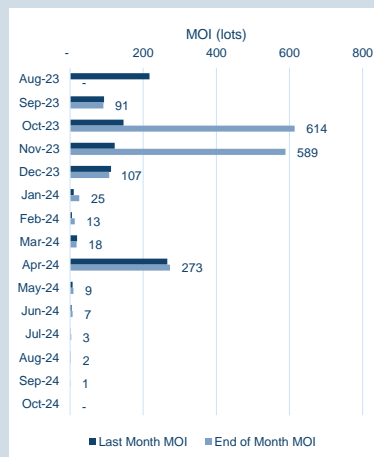
Volume (ex UNA) Aug-2023	
Lots	3,315

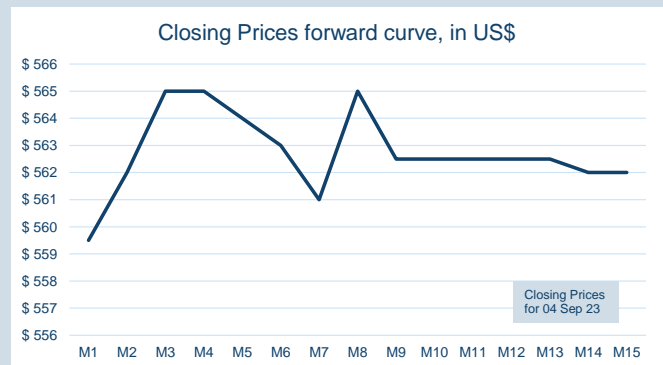
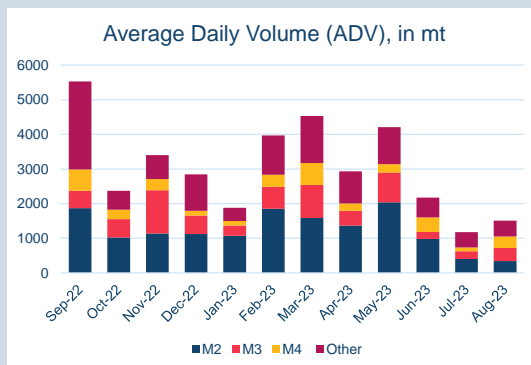
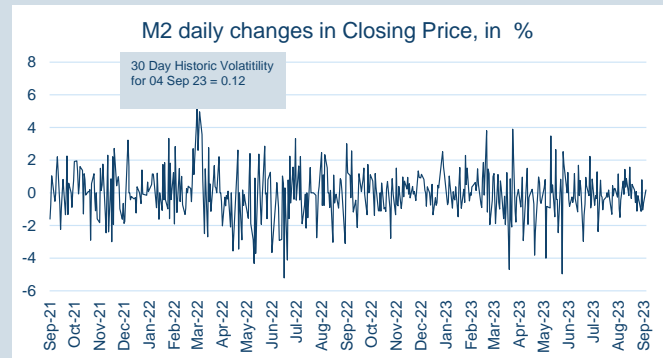
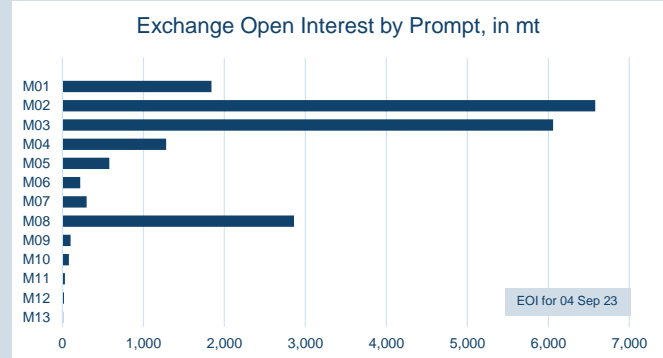
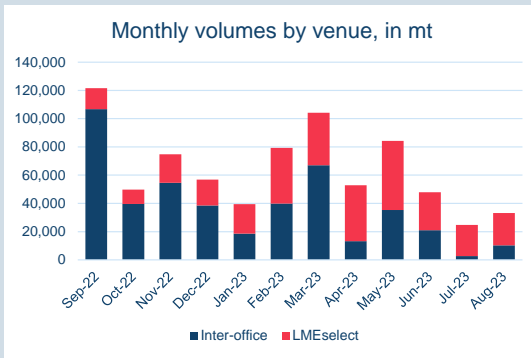
Volume (inc UNA) Aug-2023	
Lots	3,315
Tonnes	33,150

Volume Year To Date	
Lots	46,571
Tonnes	465,710

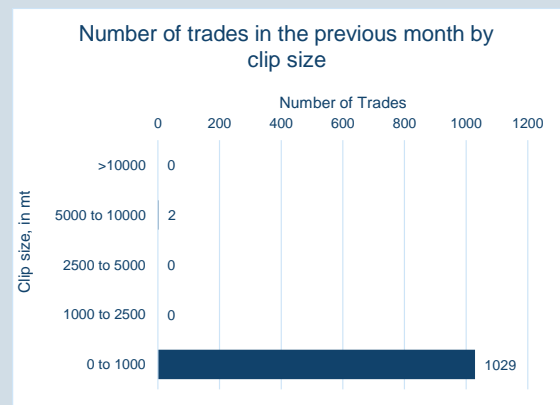


Prompt Month	End of Month - Daily Settlement	Volume (inc UNA)	End of Month - MOI
Aug-23	\$ 560.41	604	-
Sep-23	\$ 564.50	759	91
Oct-23	\$ 562.50	820	614
Nov-23	\$ 563.00	730	589
Dec-23	\$ 563.00	112	107
Jan-24	\$ 565.50	170	25
Feb-24	\$ 566.50	37	13
Mar-24	\$ 564.00	11	18
Apr-24	\$ 567.00	37	273
May-24	\$ 565.50	7	9
Jun-24	\$ 565.50	9	7
Jul-24	\$ 565.50	12	3
Aug-24	\$ 565.50	5	2
Sep-24	\$ 565.50	2	1
Oct-24	\$ 565.50	-	-



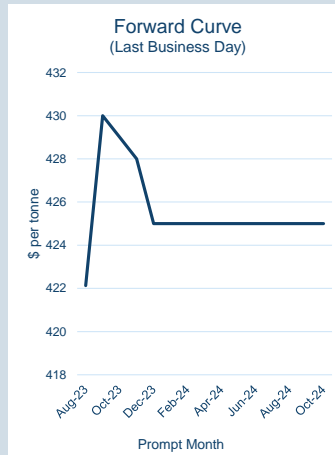


Contract specifications	
Contract Code	SRD
Underlying Index	Platts Steel Rebar FOB Turkey
Initial Margin	\$880 per lot (as of Jun-23)
Bloomberg Ticker	JBPA Comdty
EIKON RIC	0#CSRRF:
TT Product Code	SRFCECS
CQG Product Code	SSR
Lot Size	10 metric tonnes
Price Quotation	US\$ / metric tonne
Contract Type	Cash settled futures
Contract Period	Monthly out to 15 months
Trading Venues	LMEselect and Inter-office telephone
Margining	Realised variation margins applied
Trading and Clearing Fees	US\$0.30 per lot (US\$0.03 per tonne)



© The London Metal Exchange - An HKEX Company. 10 Finsbury Square, London EC2A 1AJ

The information contained within this presentation is for illustrative and educational purposes only and should not be relied upon in making any investment decision. The past performance of any commodity, derivative or other product referred to in the presentation cannot be relied upon as a guide to its future performance. Whilst every effort has been made to ensure the information is up-to-date and correct, the LME cannot guarantee that it is completely accurate and free from human error. The information is published "as is" without any warranty of any kind, express or implied, as to accuracy of the information and the LME shall not be liable for any losses or damage that may result from use of the presentation as a consequence of any inaccuracies in, or any omissions from, the information which it may contain. The information may not be reproduced, distributed or transmitted to any other person or incorporated in any way into another publication or other material.

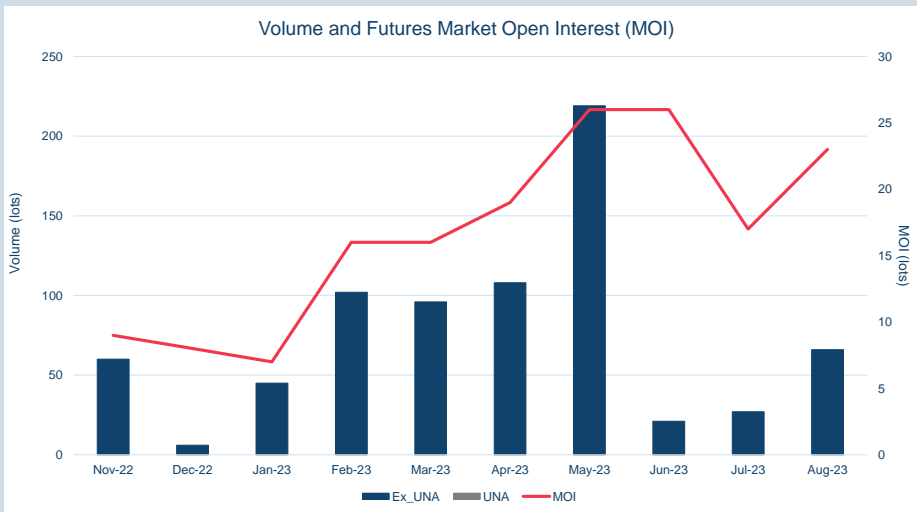


Front Month	
Average	\$416.14
Minimum	\$406.00
Maximum	\$422.13

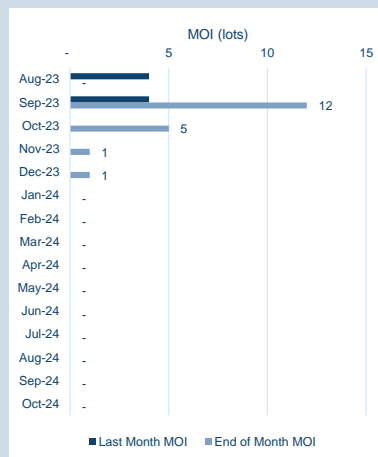
Volume (ex UNA) Aug-2023	
Lots	66

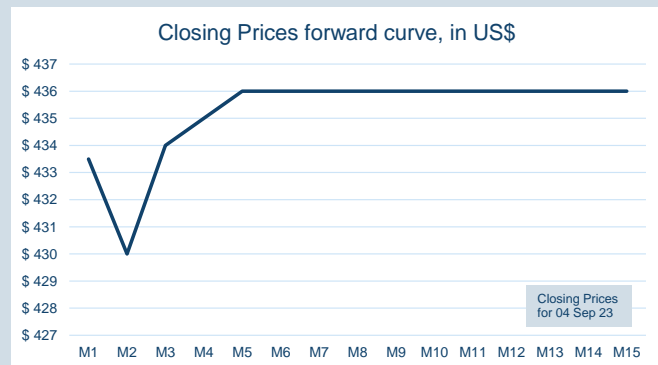
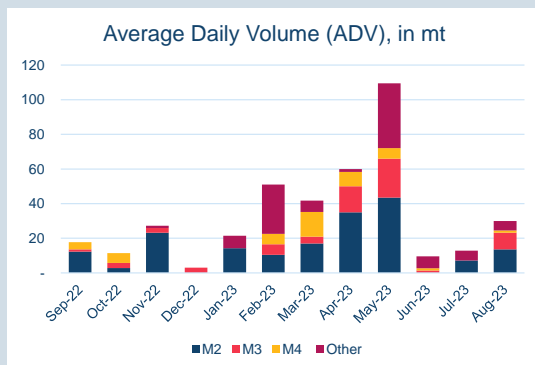
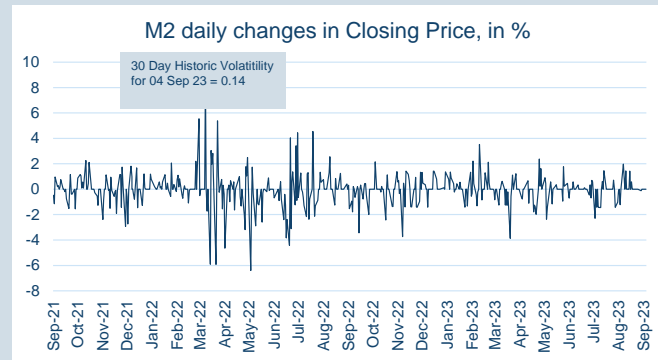
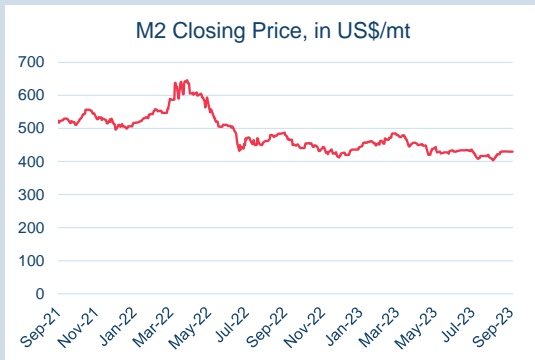
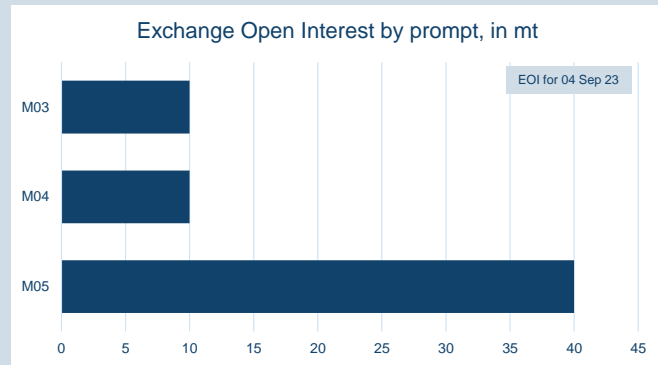
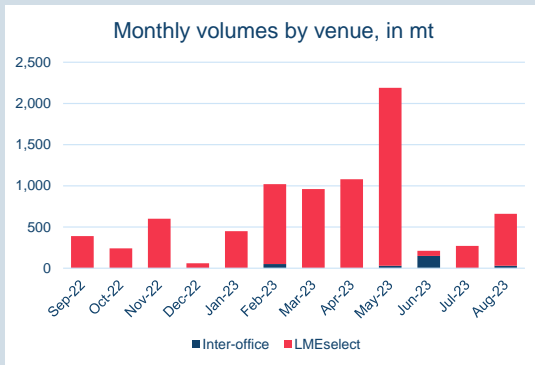
Volume (inc UNA) Aug-2023	
Lots	66
Tonnes	660

Volume Year To Date	
Lots	684
Tonnes	6,840

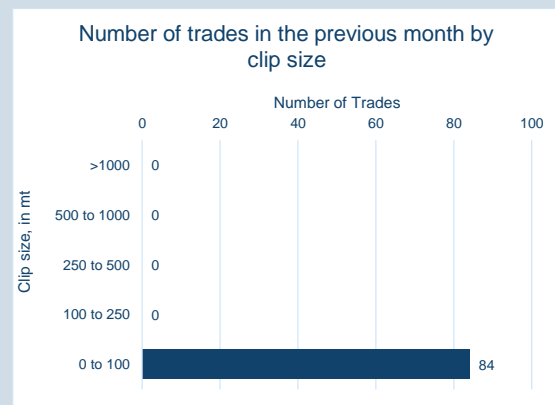


Prompt Month	End of Month - Daily Settlement	Volume (inc UNA)	End of Month - MOI
Aug-23	\$ 422.13	3	-
Sep-23	\$ 430.00	30	12
Oct-23	\$ 429.00	21	5
Nov-23	\$ 428.00	3	1
Dec-23	\$ 425.00	9	1
Jan-24	\$ 425.00	-	-
Feb-24	\$ 425.00	-	-
Mar-24	\$ 425.00	-	-
Apr-24	\$ 425.00	-	-
May-24	\$ 425.00	-	-
Jun-24	\$ 425.00	-	-
Jul-24	\$ 425.00	-	-
Aug-24	\$ 425.00	-	-
Sep-24	\$ 425.00	-	-
Oct-24	\$ 425.00	-	-



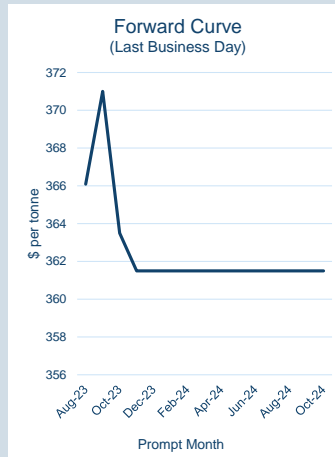


Contract specifications	
Contract Code	SID
Underlying Index	Platts' Shredded Scrap CFR Nhava Sheva
Initial Margin	\$620 per lot (as of Jun-23)
Bloomberg Ticker	LXLA Comdty
EIKON RIC	0#CSSIF:
TT Product Code	SIFCECS
CQG Product Code	LSI
Lot Size	10 metric tonnes
Price Quotation	US\$ / metric tonne
Contract Type	Cash settled futures
Contract Period	Monthly out to 15 months
Trading Venues	LMEselect and Inter-office telephone
Margining	Realised variation margins applied
Trading and Clearing Fees	US\$0.30 per lot (US\$0.03 per tonne)



© The London Metal Exchange - An HKEX Company. 10 Finsbury Square, London EC2A 1AJ

The information contained within this presentation is for illustrative and educational purposes only and should not be relied upon in making any investment decision. The past performance of any commodity, derivative or other product referred to in the presentation cannot be relied upon as a guide to its future performance. Whilst every effort has been made to ensure the information is up-to-date and correct, the LME cannot guarantee that it is completely accurate and free from human error. The information is published "as is" without any warranty of any kind, express or implied, as to accuracy of the information and the LME shall not be liable for any losses or damage that may result from use of the presentation as a consequence of any inaccuracies in, or any omissions from, the information which it may contain. The information may not be reproduced, distributed or transmitted to any other person or incorporated in any way into another publication or other material.

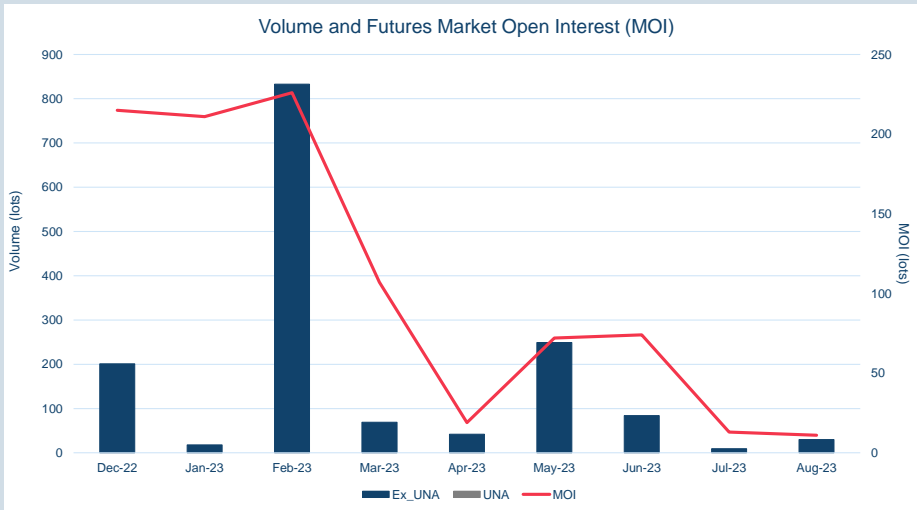


Front Month	
Average	\$360.23
Minimum	\$357.50
Maximum	\$366.09

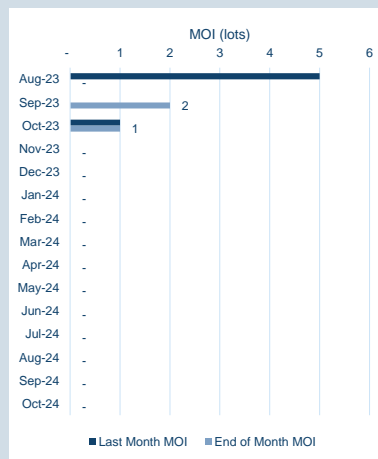
Volume (ex UNA) Aug-2023	
Lots	30

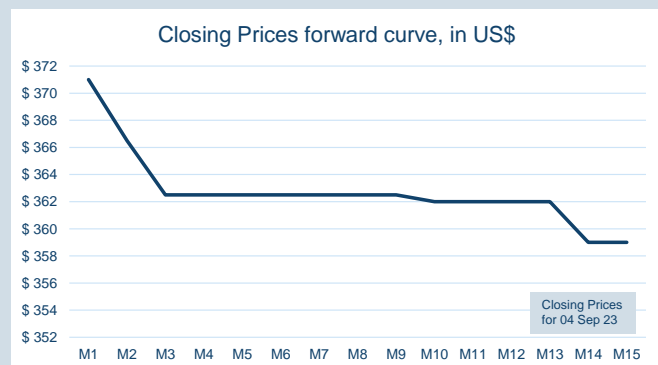
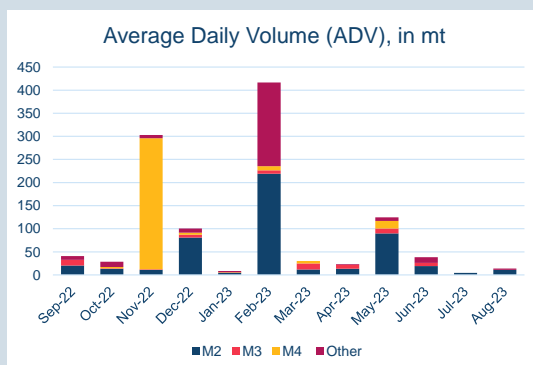
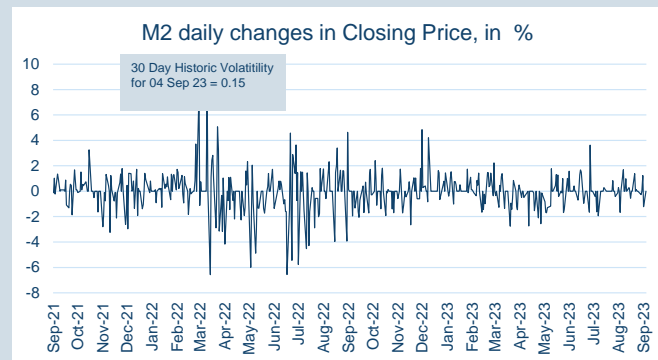
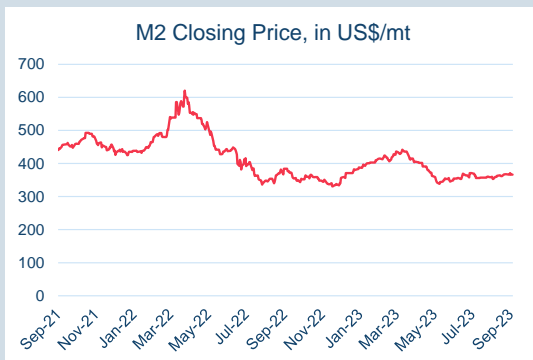
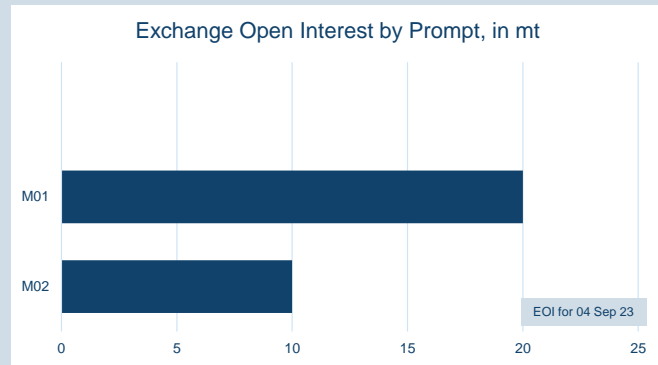
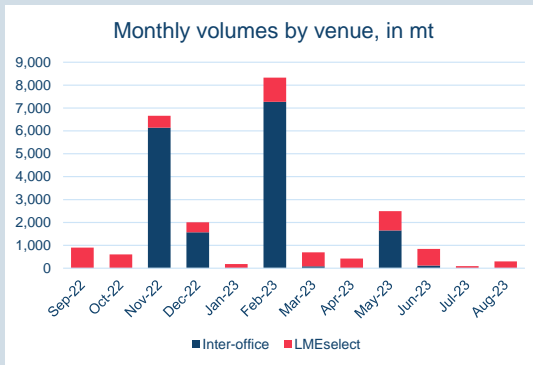
Volume (inc UNA) Aug-2023	
Lots	30
Tonnes	300

Volume Year To Date	
Lots	1,334
Tonnes	13,340

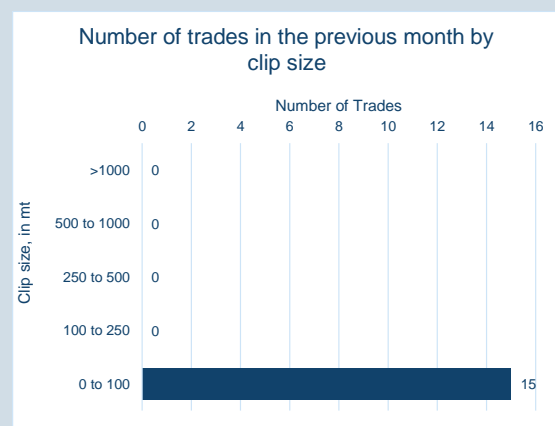


Prompt Month	End of Month - Daily Settlement	Volume (inc UNA)	End of Month - MOI
Aug-23	\$ 366.09	6	-
Sep-23	\$ 371.00	24	2
Oct-23	\$ 363.50	-	1
Nov-23	\$ 361.50	-	-
Dec-23	\$ 361.50	-	-
Jan-24	\$ 361.50	-	-
Feb-24	\$ 361.50	-	-
Mar-24	\$ 361.50	-	-
Apr-24	\$ 361.50	-	-
May-24	\$ 361.50	-	-
Jun-24	\$ 361.50	-	-
Jul-24	\$ 361.50	-	-
Aug-24	\$ 361.50	-	-
Sep-24	\$ 361.50	-	-
Oct-24	\$ 361.50	-	-



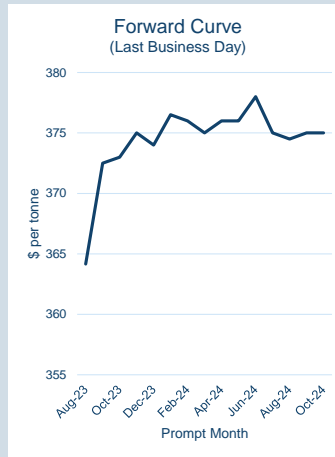


Contract specifications	
Contract Code	STD
Underlying Index	Argus' Ferrous scrap HMS 1/2 (80:20) containerised CFR Taiwan
Initial Margin	\$520 per lot (as of Jun-23)
Bloomberg Ticker	LVAACmdty
EIKON RIC	0#CSSTF:
TT Product Code	STFCECS
CQG Product Code	LST
Lot Size	10 metric tonnes
Price Quotation	US\$ / metric tonne
Contract Type	Cash settled futures
Contract Period	Monthly out to 15 months
Trading Venues	LMEselect and Inter-office telephone
Margining	Realised variation margins applied
Trading and Clearing Fees	US\$0.30 per lot (US\$0.03 per tonne)



© The London Metal Exchange - An HKEX Company. 10 Finsbury Square, London EC2A 1AJ

The information contained within this presentation is for illustrative and educational purposes only and should not be relied upon in making any investment decision. The past performance of any commodity, derivative or other product referred to in the presentation cannot be relied upon as a guide to its future performance. Whilst every effort has been made to ensure the information is up-to-date and correct, the LME cannot guarantee that it is completely accurate and free from human error. The information is published "as is" without any warranty of any kind, express or implied, as to accuracy of the information and the LME shall not be liable for any losses or damage that may result from use of the presentation as a consequence of any inaccuracies in, or any omissions from, the information which it may contain. The information may not be reproduced, distributed or transmitted to any other person or incorporated in any way into another publication or other material.

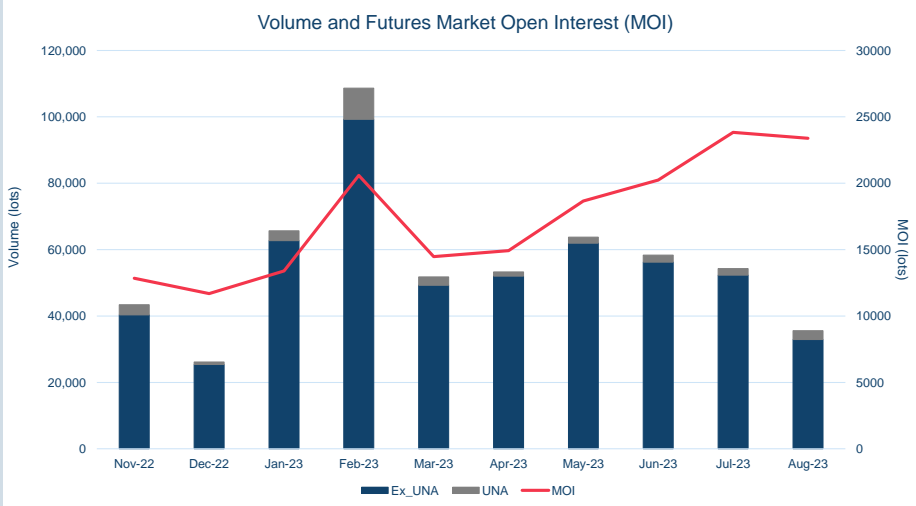


Front Month	
Average	\$361.39
Minimum	\$353.00
Maximum	\$367.50

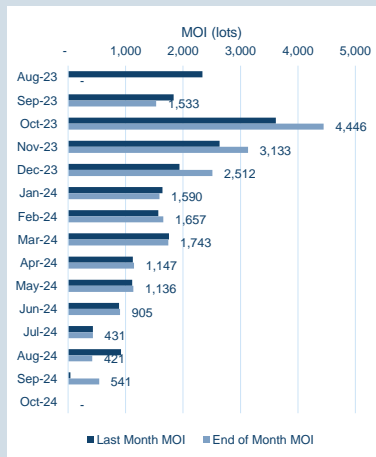
Volume (ex UNA) Aug-2023	
Lots	32,897

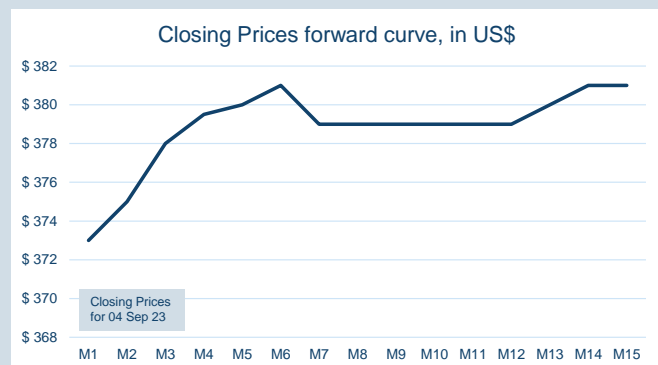
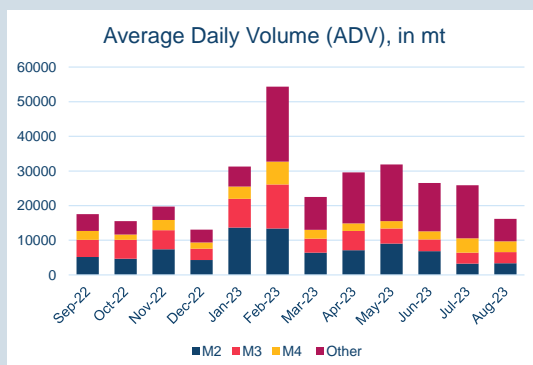
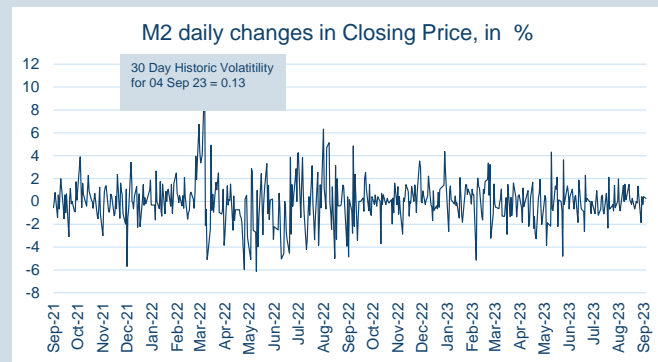
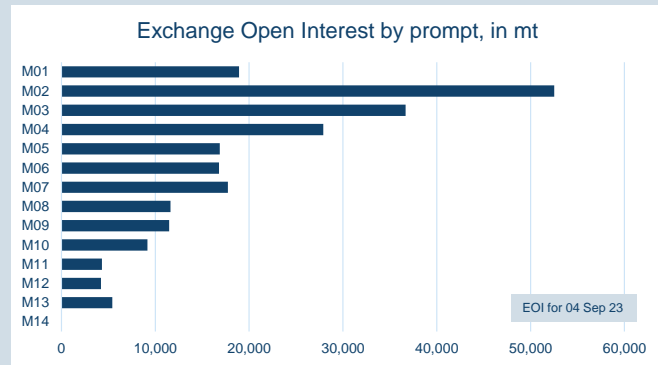
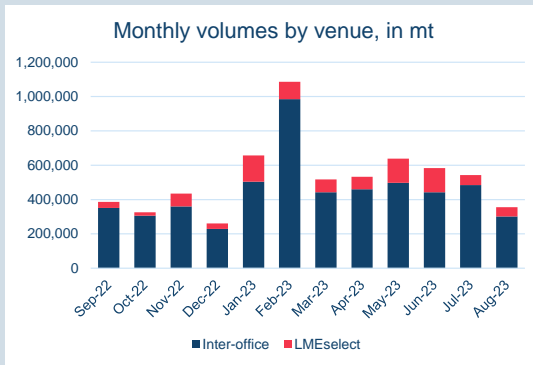
Volume (inc UNA) Aug-2023	
Lots	35,557
Tonnes	355,570

Volume Year To Date	
Lots	491,333
Tonnes	4,913,330

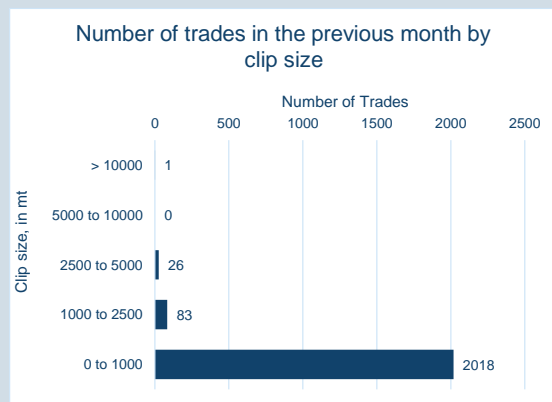


Prompt Month	End of Month - Daily Settlement	Volume (inc UNA)	End of Month - MOI
Aug-23	\$ 364.16	2,005	-
Sep-23	\$ 372.50	7,392	1,533
Oct-23	\$ 373.00	7,110	4,446
Nov-23	\$ 375.00	6,782	3,133
Dec-23	\$ 374.00	5,889	2,512
Jan-24	\$ 376.50	1,334	1,590
Feb-24	\$ 376.00	569	1,657
Mar-24	\$ 375.00	715	1,743
Apr-24	\$ 376.00	494	1,147
May-24	\$ 376.00	89	1,136
Jun-24	\$ 378.00	100	905
Jul-24	\$ 375.00	32	431
Aug-24	\$ 374.50	1,507	421
Sep-24	\$ 375.00	1,539	541
Oct-24	\$ 375.00	-	-





Contract specifications	
Contract Code	SCD
Underlying Index	Platts TSI HMS 1&2 (80:20) CFR Turkey
Initial Margin	\$660 per lot (as of Jun-23)
Bloomberg Ticker	JBOA Comdty
EIKON RIC	0#CSSCF:
TT Product Code	SCFCECS
CQG Product Code	SSC
Lot Size	10 metric tonnes
Price Quotation	US\$ / metric tonne
Contract Type	Cash settled futures
Contract Period	Monthly out to 15 months
Trading Venues	LMEselect and Inter-office telephone
Margining	Realised variation margins applied
Trading and Clearing Fees	US\$0.30 per lot (US\$0.03 per tonne)



© The London Metal Exchange - An HKEX Company. 10 Finsbury Square, London EC2A 1AJ

The information contained within this presentation is for illustrative and educational purposes only and should not be relied upon in making any investment decision. The past performance of any commodity, derivative or other product referred to in the presentation cannot be relied upon as a guide to its future performance. Whilst every effort has been made to ensure the information is up-to-date and correct, the LME cannot guarantee that it is completely accurate and free from human error. The information is published "as is" without any warranty of any kind, express or implied, as to accuracy of the information and the LME shall not be liable for any losses or damage that may result from use of the presentation as a consequence of any inaccuracies in, or any omissions from, the information which it may contain. The information may not be reproduced, distributed or transmitted to any other person or incorporated in any way into another publication or other material.

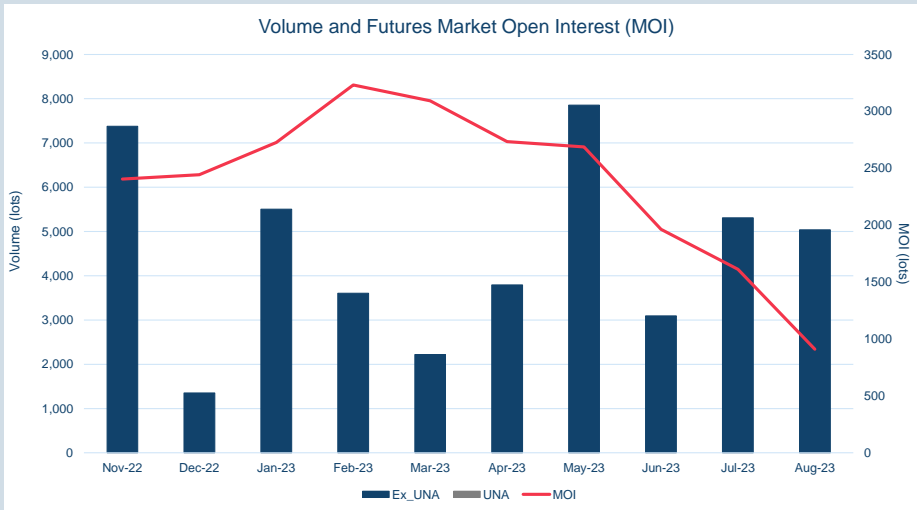


Front Month	
Average	\$556.31
Minimum	\$549.50
Maximum	\$578.00

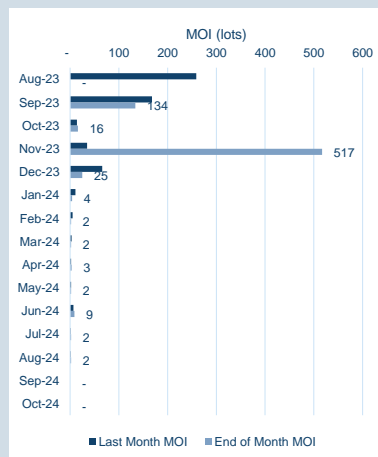
Volume (ex UNA) Aug-2023	
Lots	5,038

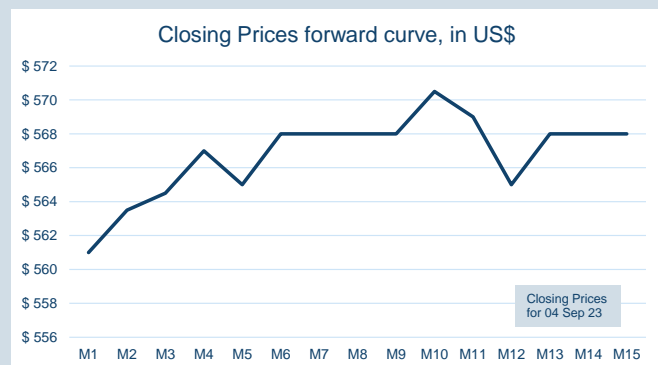
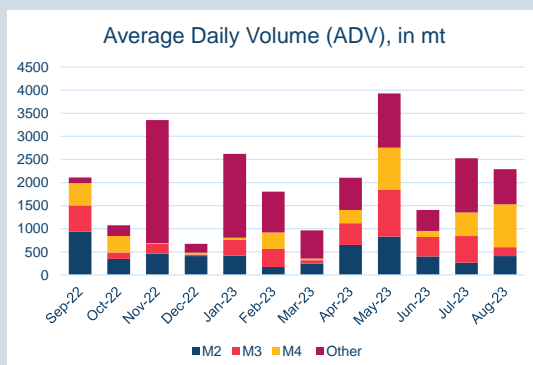
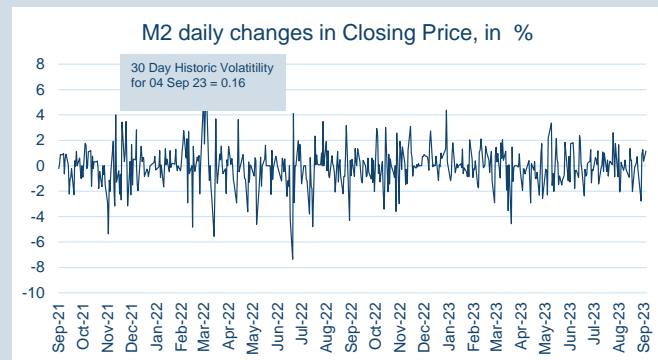
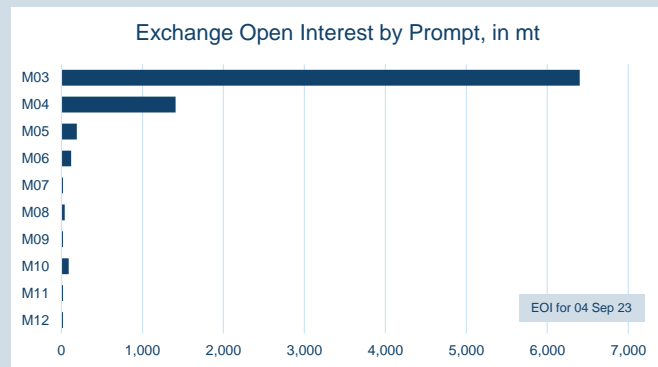
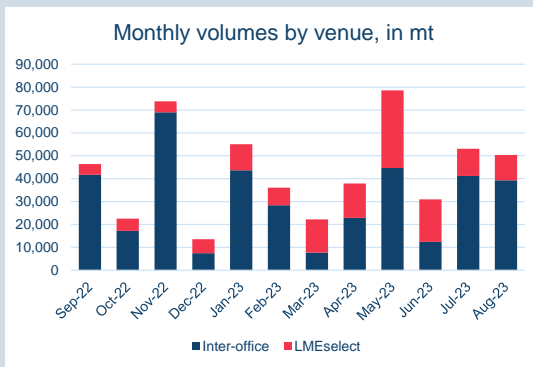
Volume (inc UNA) Aug-2023	
Lots	5,038
Tonnes	50,380

Volume Year To Date	
Lots	36,416
Tonnes	364,160

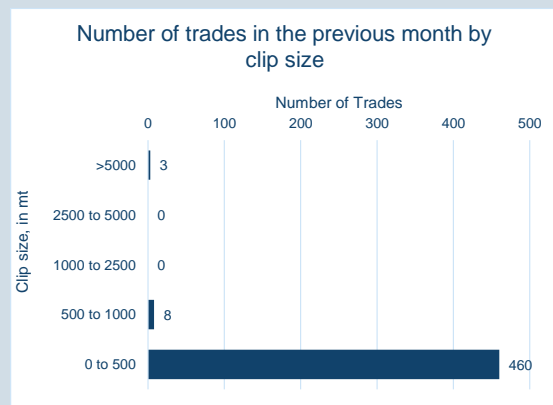


Prompt Month	End of Month - Daily Settlement	Volume (inc UNA)	End of Month - MOI
Aug-23	\$ 552.32	963	-
Sep-23	\$ 555.00	898	134
Oct-23	\$ 556.00	424	16
Nov-23	\$ 556.00	2,038	517
Dec-23	\$ 556.00	642	25
Jan-24	\$ 556.00	19	4
Feb-24	\$ 565.50	17	2
Mar-24	\$ 565.50	8	2
Apr-24	\$ 565.50	3	3
May-24	\$ 565.50	3	2
Jun-24	\$ 570.00	8	9
Jul-24	\$ 569.00	6	2
Aug-24	\$ 560.50	9	2
Sep-24	\$ 563.00	-	-
Oct-24	\$ 563.00	-	-



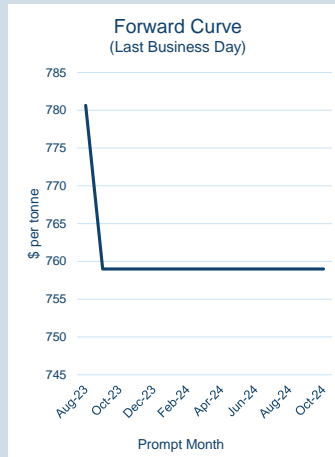


Contract specifications	
Contract Code	HCD
Underlying Index	Argus HRC FOB Tianjin China
Initial Margin	\$870 per lot (as of Jun-23)
Bloomberg Ticker	LCYA Comdty
EIKON RIC	0#CMHCF:
TT Product Code	HCFCECS
CQG Product Code	LHC
Lot Size	10 metric tonnes
Price Quotation	US\$ / metric tonne
Contract Type	Cash settled futures
Contract Period	Monthly out to 15 months
Trading Venues	LMEselect and Inter-office telephone
Margining	Realised variation margins applied
Trading and Clearing Fees	US\$0.30 per lot (US\$0.03 per tonne)



© The London Metal Exchange - An HKEX Company. 10 Finsbury Square, London EC2A 1AJ

The information contained within this presentation is for illustrative and educational purposes only and should not be relied upon in making any investment decision. The past performance of any commodity, derivative or other product referred to in the presentation cannot be relied upon as a guide to its future performance. Whilst every effort has been made to ensure the information is up-to-date and correct, the LME cannot guarantee that it is completely accurate and free from human error. The information is published "as is" without any warranty of any kind, express or implied, as to accuracy of the information and the LME shall not be liable for any losses or damage that may result from use of the presentation as a consequence of any inaccuracies in, or any omissions from, the information which it may contain. The information may not be reproduced, distributed or transmitted to any other person or incorporated in any way into another publication or other material.

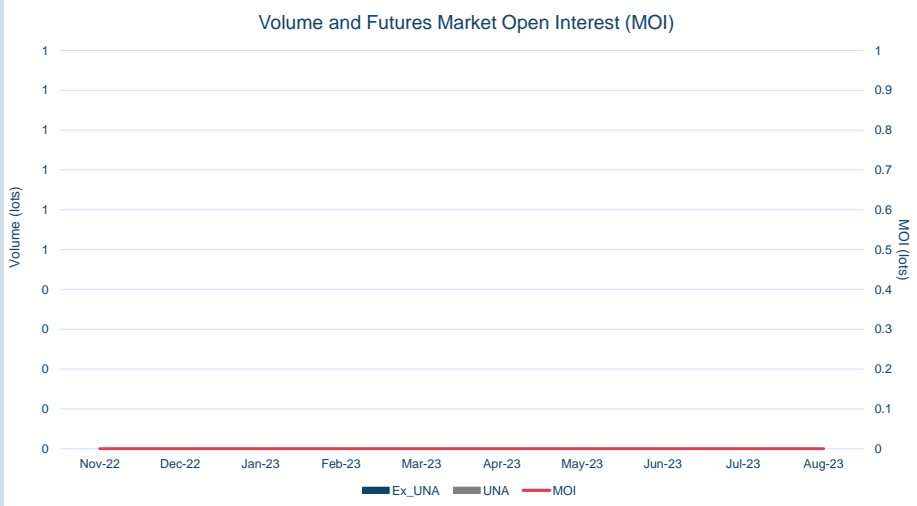


Front Month	
Average	\$793.50
Minimum	\$779.57
Maximum	\$835.00

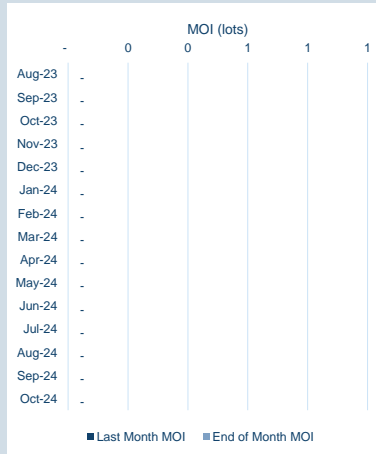
Volume (ex UNA) Aug-2023	
Lots	-

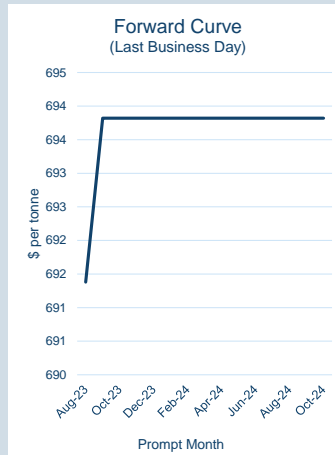
Volume (inc UNA) Aug-2023	
Lots	-
Tonnes	-

Volume Year To Date	
Lots	-
Tonnes	-



Prompt Month	End of Month - Daily Settlement	Volume (inc UNA)	End of Month - MOI
Aug-23	\$ 780.65	-	-
Sep-23	\$ 759.00	-	-
Oct-23	\$ 759.00	-	-
Nov-23	\$ 759.00	-	-
Dec-23	\$ 759.00	-	-
Jan-24	\$ 759.00	-	-
Feb-24	\$ 759.00	-	-
Mar-24	\$ 759.00	-	-
Apr-24	\$ 759.00	-	-
May-24	\$ 759.00	-	-
Jun-24	\$ 759.00	-	-
Jul-24	\$ 759.00	-	-
Aug-24	\$ 759.00	-	-
Sep-24	\$ 759.00	-	-
Oct-24	\$ 759.00	-	-



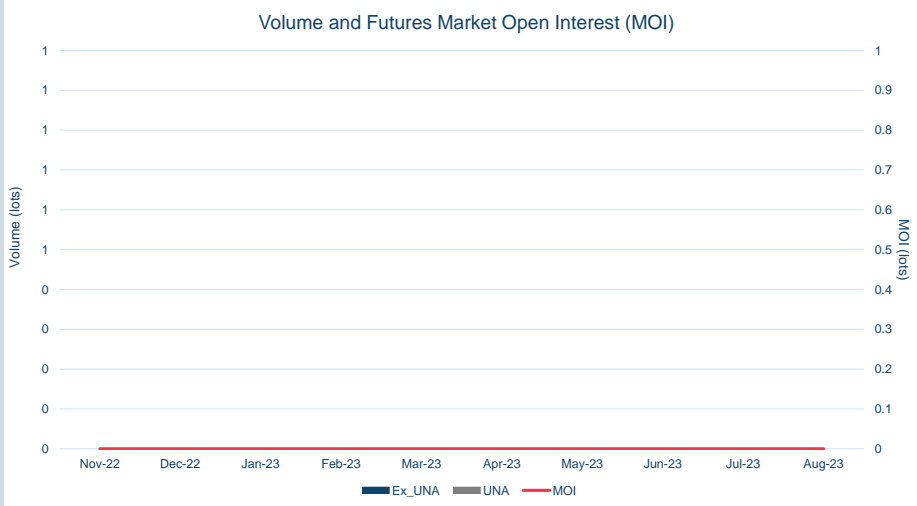


Front Month	
Average	\$694.48
Minimum	\$686.03
Maximum	\$716.39

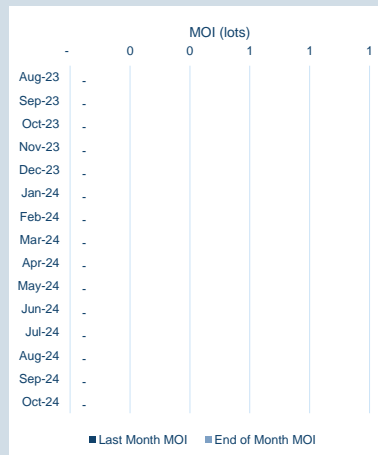
Volume (ex UNA) Aug-2023	
Lots	-

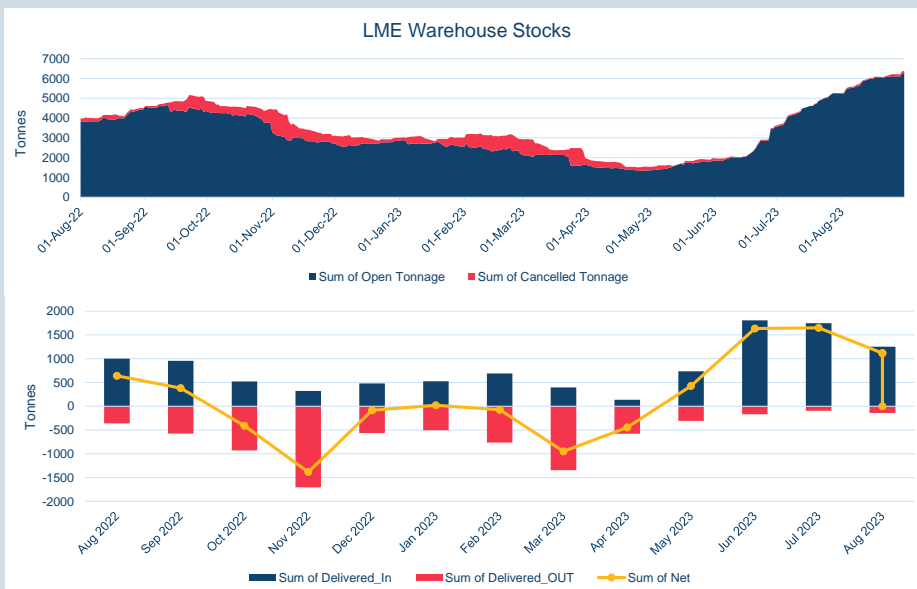
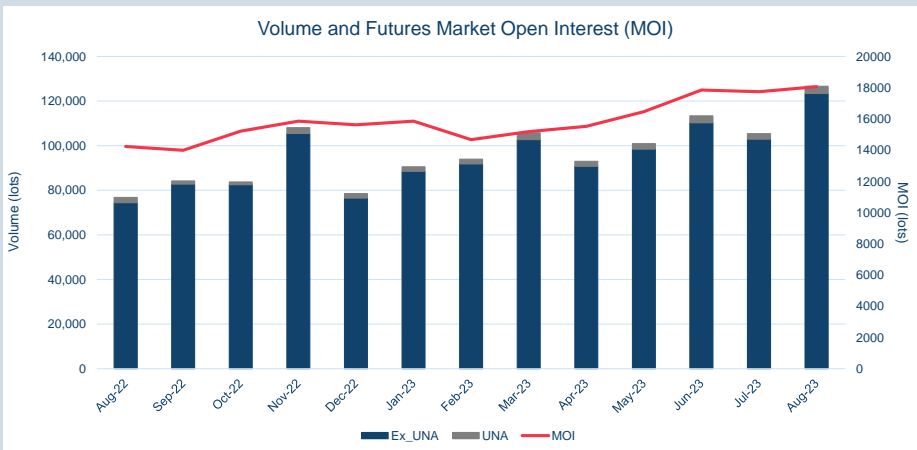
Volume (inc UNA) Aug-2023	
Lots	-
Tonnes	-

Volume Year To Date	
Lots	-
Tonnes	-



Prompt Month	End of Month - Daily Settlement	Volume (inc UNA)	End of Month - MOI
Aug-23	\$ 691.38	-	-
Sep-23	\$ 693.82	-	-
Oct-23	\$ 693.82	-	-
Nov-23	\$ 693.82	-	-
Dec-23	\$ 693.82	-	-
Jan-24	\$ 693.82	-	-
Feb-24	\$ 693.82	-	-
Mar-24	\$ 693.82	-	-
Apr-24	\$ 693.82	-	-
May-24	\$ 693.82	-	-
Jun-24	\$ 693.82	-	-
Jul-24	\$ 693.82	-	-
Aug-24	\$ 693.82	-	-
Sep-24	\$ 693.82	-	-
Oct-24	\$ 693.82	-	-





Cash	
Average	\$25,995.23
Minimum	\$24,600.00
Maximum	\$27,925.00

3M	
Average	\$26,210.68
Minimum	\$24,860.00
Maximum	\$27,950.00

Volume (ex UNA)	Aug-2023
Lots	123,400

Volume (inc UNA)	Aug-2023
Lots	126,670
Tonnes	633,350

Volume	Year To Date
Lots	829,621
Tonnes	4,148,105

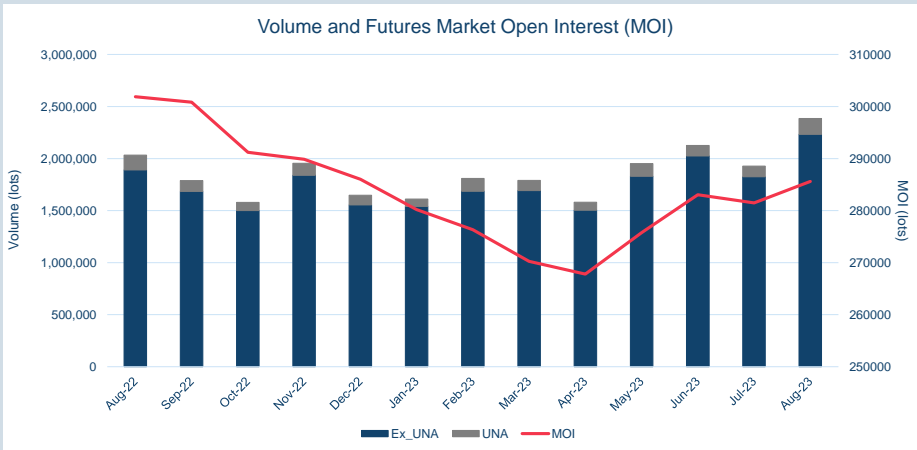
Warehouse Stock - Aug-23	
Delivered In	1,250
Delivered Out	-135
Net	1,115

Warehouse Stock - Year to Date	
Delivered In	7,280
Delivered Out	-3,905
Net	3,375



Cash	
Average	\$2,401.02
Minimum	\$2,261.00
Maximum	\$2,554.00

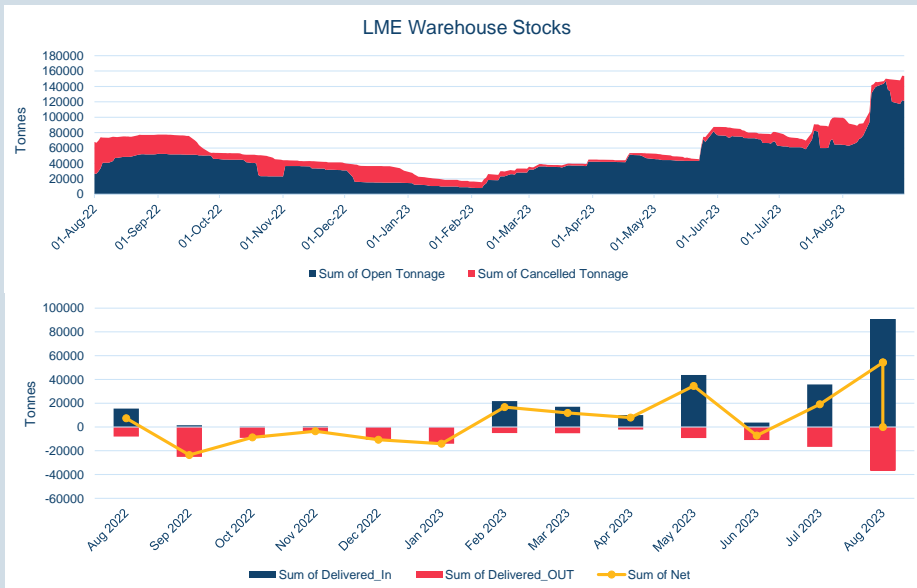
3M	
Average	\$2,404.55
Minimum	\$2,282.00
Maximum	\$2,554.00



Volume (ex UNA)	Aug-2023
Lots	2,232,777

Volume (inc UNA)	Aug-2023
Lots	2,384,420
Tonnes	59,610,500

Volume	Year To Date
Lots	15,178,806
Tonnes	379,470,150



Warehouse Stock - Aug-23	
Delivered In	90,825
Delivered Out	-36,600
Net	54,225

Warehouse Stock - Year To Date	
Delivered In	223,075
Delivered Out	-99,975
Net	123,100