

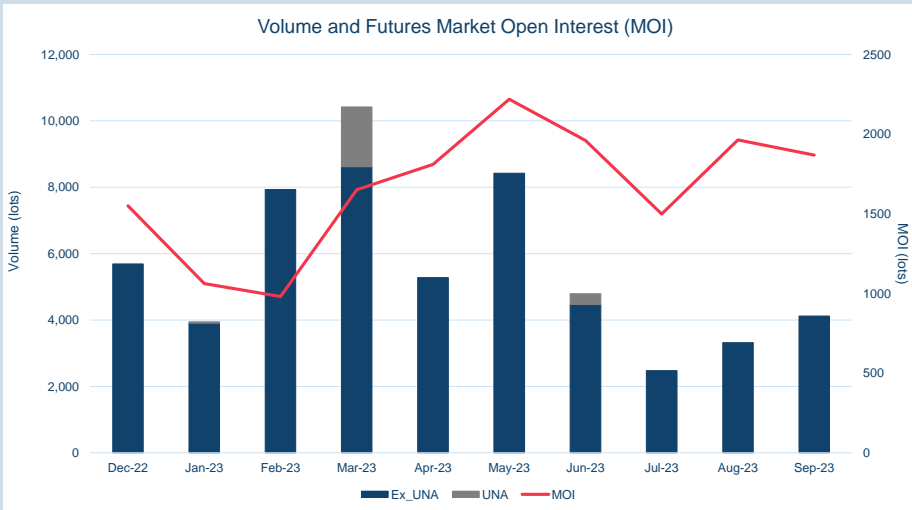


Front Month	
Average	\$565.03
Minimum	\$559.00
Maximum	\$572.50

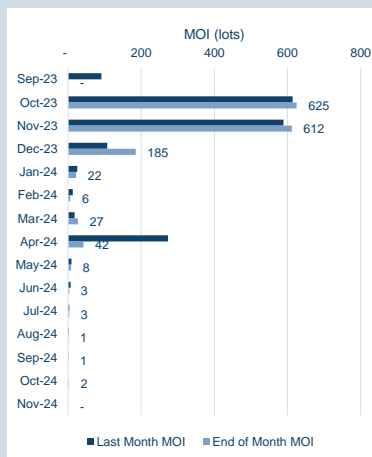
Volume (ex UNA) Sep-2023	
Lots	4,117

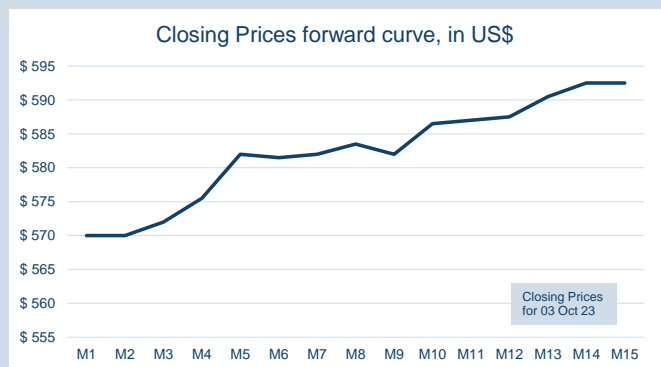
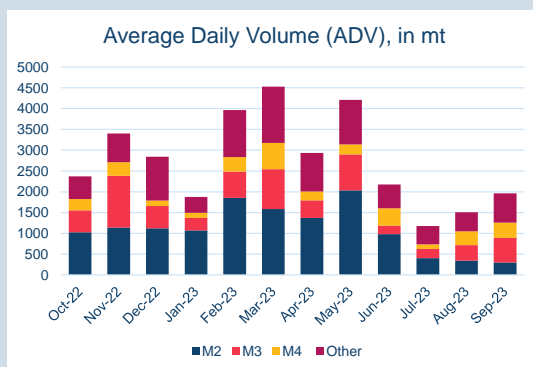
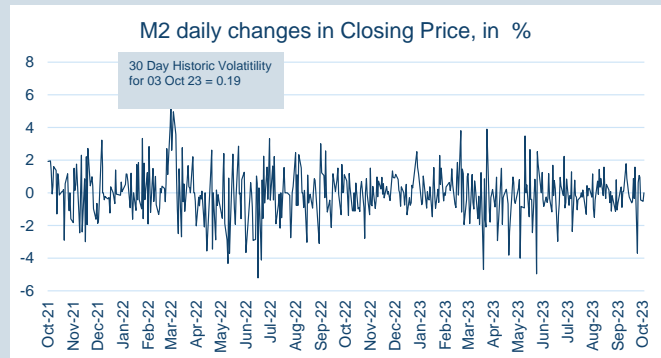
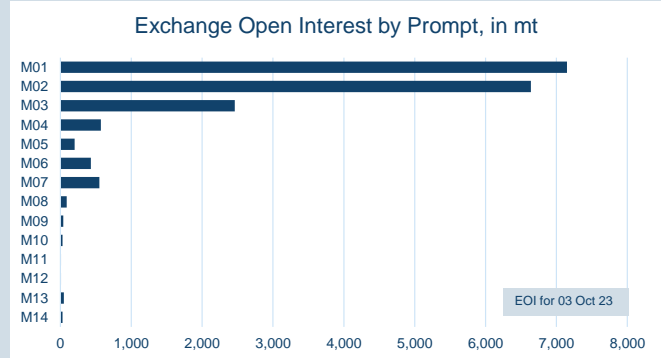
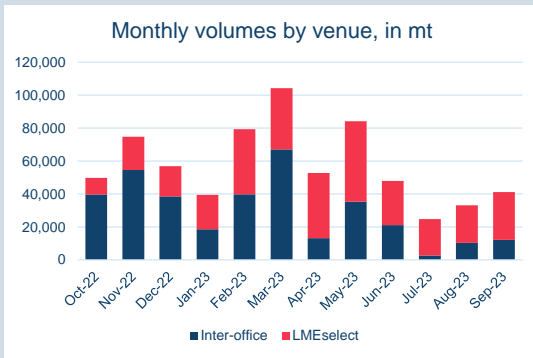
Volume (inc UNA) Sep-2023	
Lots	4,117
Tonnes	41,170

Volume Year To Date	
Lots	50,688
Tonnes	506,880

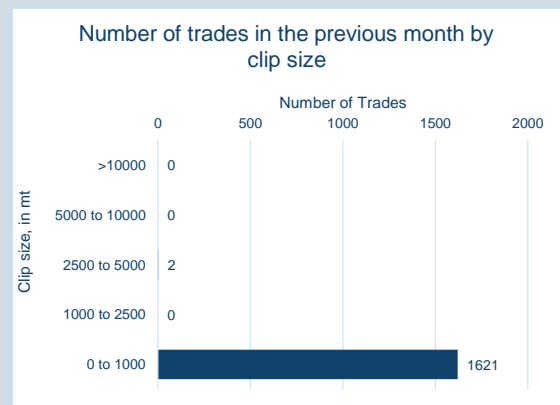


Prompt Month	End of Month - Daily Settlement	Volume (inc UNA)	End of Month - MOI
Sep-23	\$ 566.19	220	-
Oct-23	\$ 573.00	629	625
Nov-23	\$ 575.00	1,241	612
Dec-23	\$ 575.00	773	185
Jan-24	\$ 578.50	191	22
Feb-24	\$ 577.50	95	6
Mar-24	\$ 581.50	83	27
Apr-24	\$ 575.00	827	42
May-24	\$ 582.50	5	8
Jun-24	\$ 585.50	21	3
Jul-24	\$ 583.50	15	3
Aug-24	\$ 584.00	5	1
Sep-24	\$ 584.00	7	1
Oct-24	\$ 584.00	5	2
Nov-24	\$ 584.00	-	-



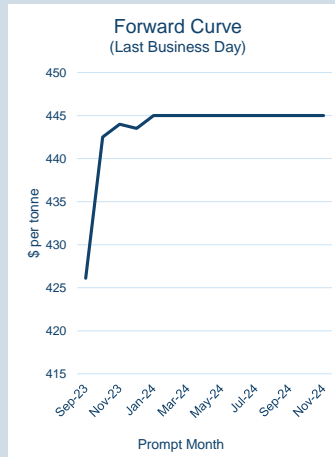


Contract specifications	
Contract Code	SRD
Underlying Index	Platts Steel Rebar FOB Turkey
Initial Margin	\$880 per lot (as of Jun-23)
Bloomberg Ticker	JBPA Comdty
EIKON RIC	0#CSRRF:
TT Product Code	SRFCECS
CQG Product Code	SSR
Lot Size	10 metric tonnes
Price Quotation	US\$ / metric tonne
Contract Type	Cash settled futures
Contract Period	Monthly out to 15 months
Trading Venues	LMEselect and Inter-office telephone
Margining	Realised variation margins applied
Trading and Clearing Fees	US\$0.30 per lot (US\$0.03 per tonne)



© The London Metal Exchange - An HKEX Company. 10 Finsbury Square, London EC2A 1AJ

The information contained within this presentation is for illustrative and educational purposes only and should not be relied upon in making any investment decision. The past performance of any commodity, derivative or other product referred to in the presentation cannot be relied upon as a guide to its future performance. Whilst every effort has been made to ensure the information is up-to-date and correct, the LME cannot guarantee that it is completely accurate and free from human error. The information is published "as is" without any warranty of any kind, express or implied, as to accuracy of the information and the LME shall not be liable for any losses or damage that may result from use of the presentation as a consequence of any inaccuracies in, or any omissions from, the information which it may contain. The information may not be reproduced, distributed or transmitted to any other person or incorporated in any way into another publication or other material.

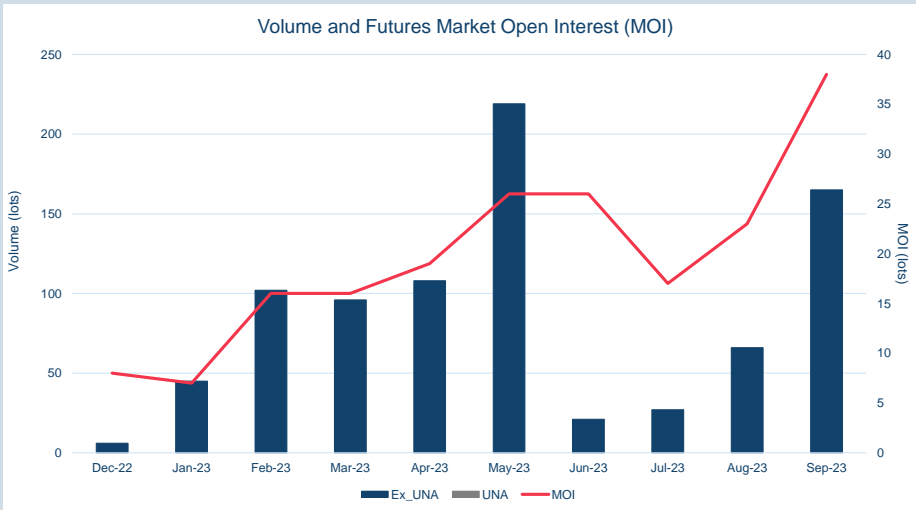


Front Month	
Average	\$433.84
Minimum	\$426.10
Maximum	\$444.00

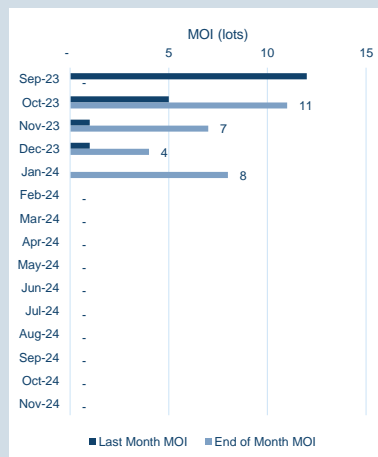
Volume (ex UNA) Sep-2023	
Lots	165

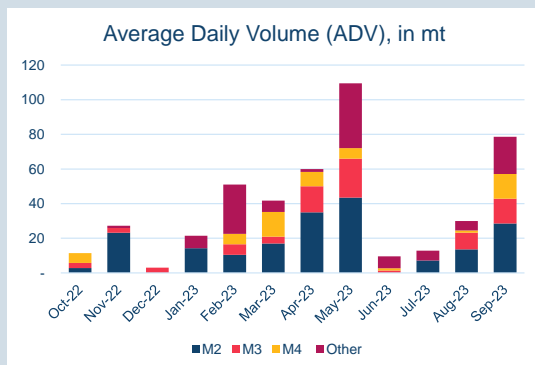
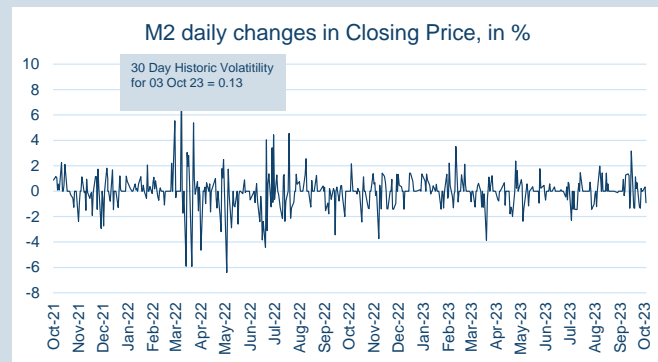
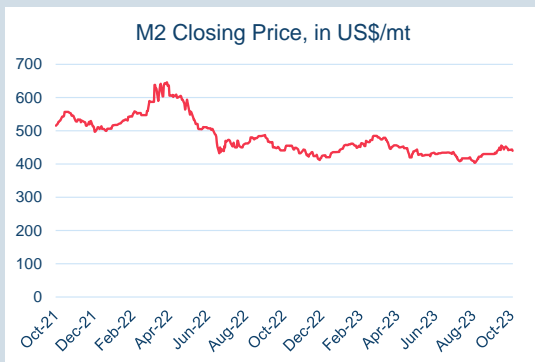
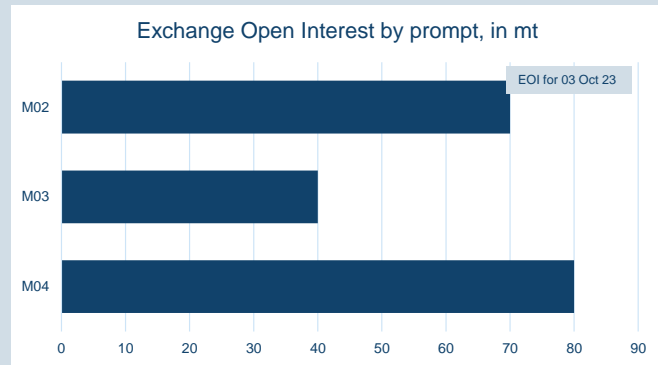
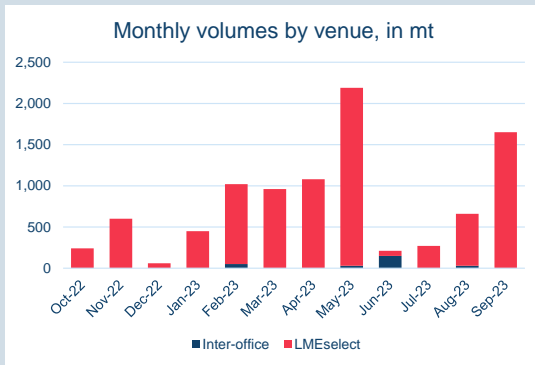
Volume (inc UNA) Sep-2023	
Lots	165
Tonnes	1,650

Volume Year To Date	
Lots	849
Tonnes	8,490

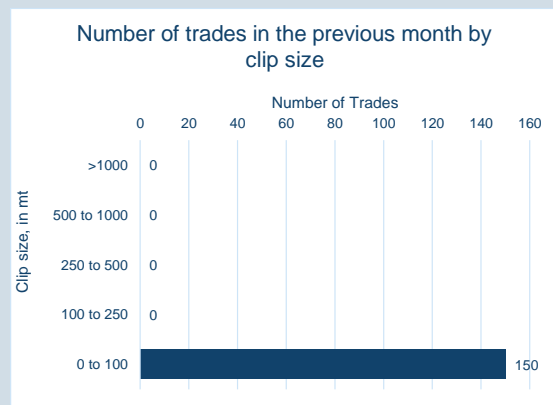


Prompt Month	End of Month - Daily Settlement	Volume (inc UNA)	End of Month - MOI
Sep-23	\$ 426.10	12	-
Oct-23	\$ 442.50	60	11
Nov-23	\$ 444.00	30	7
Dec-23	\$ 443.50	30	4
Jan-24	\$ 445.00	33	8
Feb-24	\$ 445.00	-	-
Mar-24	\$ 445.00	-	-
Apr-24	\$ 445.00	-	-
May-24	\$ 445.00	-	-
Jun-24	\$ 445.00	-	-
Jul-24	\$ 445.00	-	-
Aug-24	\$ 445.00	-	-
Sep-24	\$ 445.00	-	-
Oct-24	\$ 445.00	-	-
Nov-24	\$ 445.00	-	-



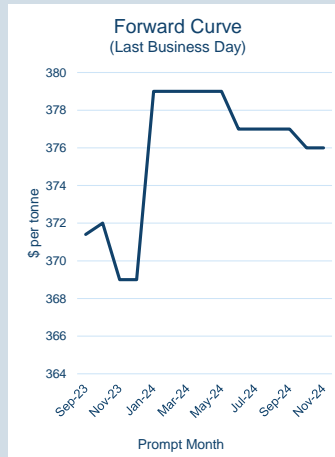


Contract specifications	
Contract Code	SID
Underlying Index	Platts' Shredded Scrap CFR Nhava Sheva
Initial Margin	\$620 per lot (as of Jun-23)
Bloomberg Ticker	LXLA Comdty
EIKON RIC	0#CSSIF:
TT Product Code	SIFCECS
CQG Product Code	LSI
Lot Size	10 metric tonnes
Price Quotation	US\$ / metric tonne
Contract Type	Cash settled futures
Contract Period	Monthly out to 15 months
Trading Venues	LMEselect and Inter-office telephone
Margining	Realised variation margins applied
Trading and Clearing Fees	US\$0.30 per lot (US\$0.03 per tonne)



© The London Metal Exchange - An HKEX Company. 10 Finsbury Square, London EC2A 1AJ

The information contained within this presentation is for illustrative and educational purposes only and should not be relied upon in making any investment decision. The past performance of any commodity, derivative or other product referred to in the presentation cannot be relied upon as a guide to its future performance. Whilst every effort has been made to ensure the information is up-to-date and correct, the LME cannot guarantee that it is completely accurate and free from human error. The information is published "as is" without any warranty of any kind, express or implied, as to accuracy of the information and the LME shall not be liable for any losses or damage that may result from use of the presentation as a consequence of any inaccuracies in, or any omissions from, the information which it may contain. The information may not be reproduced, distributed or transmitted to any other person or incorporated in any way into another publication or other material.

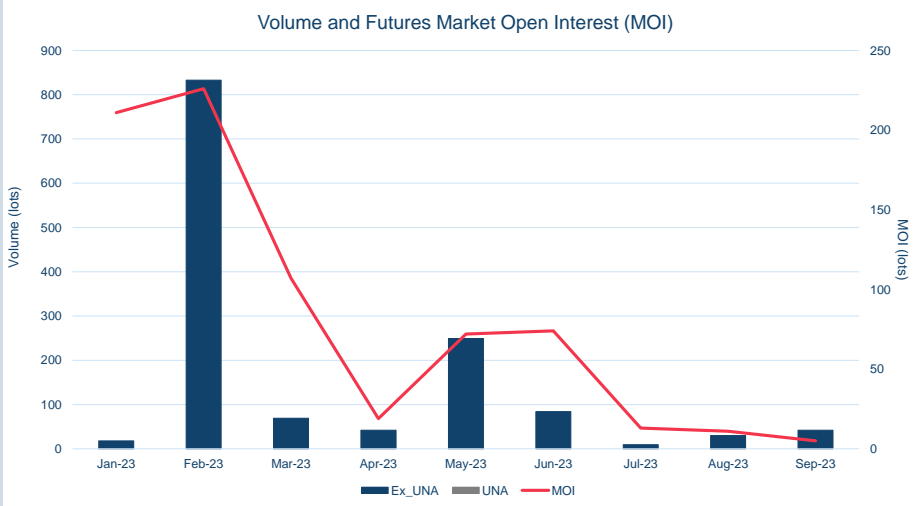


Front Month	
Average	\$374.04
Minimum	\$369.50
Maximum	\$378.00

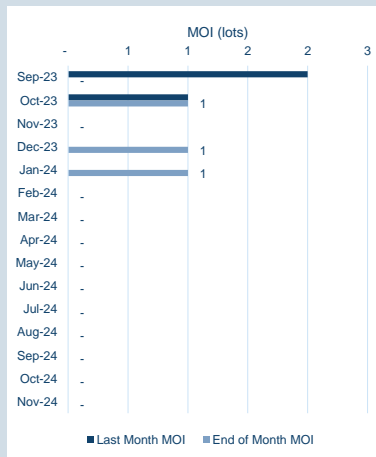
Volume (ex UNA) Sep-2023	
Lots	42

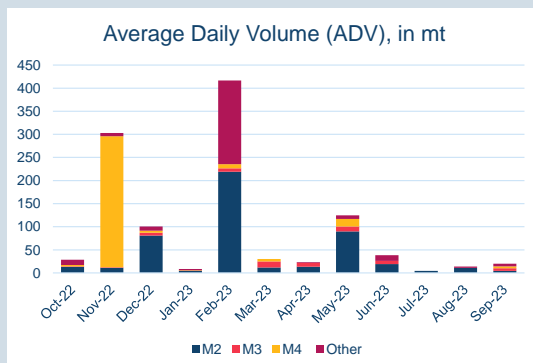
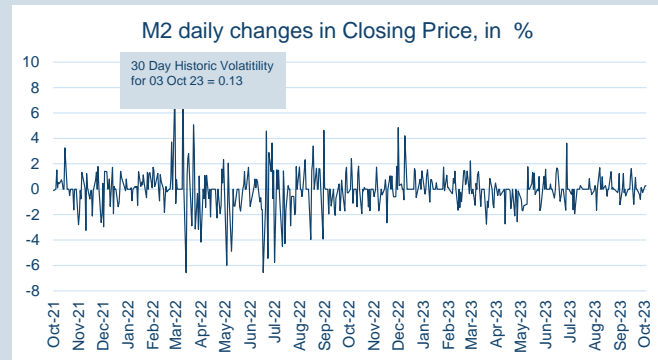
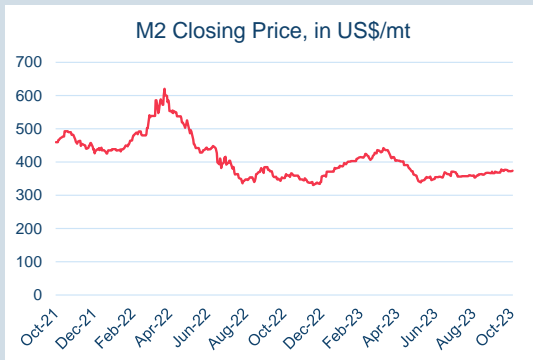
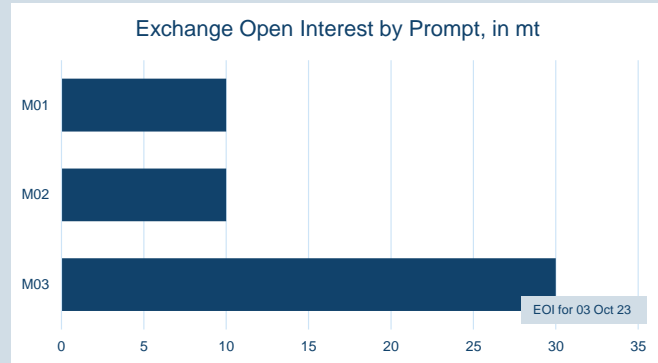
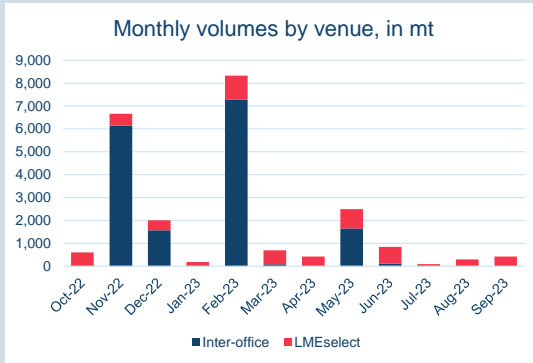
Volume (inc UNA) Sep-2023	
Lots	42
Tonnes	420

Volume Year To Date	
Lots	1,376
Tonnes	13,760

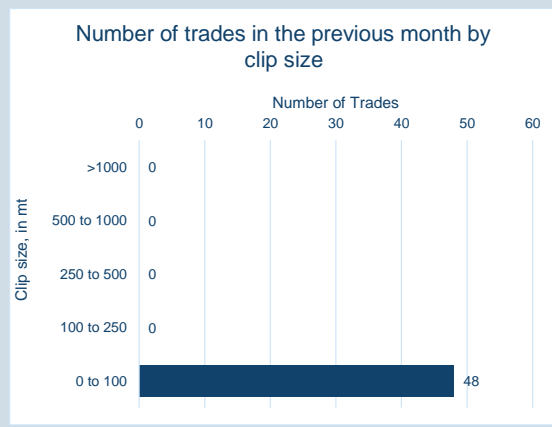


Prompt Month	End of Month - Daily Settlement	Volume (inc UNA)	End of Month - MOI
Sep-23	\$ 371.40	9	-
Oct-23	\$ 372.00	9	1
Nov-23	\$ 369.00	12	-
Dec-23	\$ 369.00	9	1
Jan-24	\$ 379.00	3	1
Feb-24	\$ 379.00	-	-
Mar-24	\$ 379.00	-	-
Apr-24	\$ 379.00	-	-
May-24	\$ 379.00	-	-
Jun-24	\$ 377.00	-	-
Jul-24	\$ 377.00	-	-
Aug-24	\$ 377.00	-	-
Sep-24	\$ 377.00	-	-
Oct-24	\$ 376.00	-	-
Nov-24	\$ 376.00	-	-



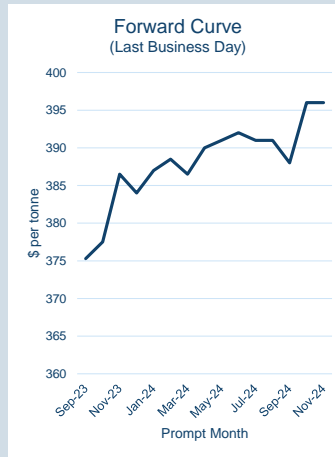


Contract specifications	
Contract Code	STD
Underlying Index	Argus' Ferrous scrap HMS 1/2 (80:20) containerised CFR Taiwan
Initial Margin	\$520 per lot (as of Jun-23)
Bloomberg Ticker	LVAAComdy
EIKON RIC	0#CSSTF:
TT Product Code	STFCECS
CQG Product Code	LST
Lot Size	10 metric tonnes
Price Quotation	US\$ / metric tonne
Contract Type	Cash settled futures
Contract Period	Monthly out to 15 months
Trading Venues	LMEselect and Inter-office telephone
Margining	Realised variation margins applied
Trading and Clearing Fees	US\$0.30 per lot (US\$0.03 per tonne)



© The London Metal Exchange - An HKEX Company. 10 Finsbury Square, London EC2A 1AJ

The information contained within this presentation is for illustrative and educational purposes only and should not be relied upon in making any investment decision. The past performance of any commodity, derivative or other product referred to in the presentation cannot be relied upon as a guide to its future performance. Whilst every effort has been made to ensure the information is up-to-date and correct, the LME cannot guarantee that it is completely accurate and free from human error. The information is published "as is" without any warranty of any kind, express or implied, as to accuracy of the information and the LME shall not be liable for any losses or damage that may result from use of the presentation as a consequence of any inaccuracies in, or any omissions from, the information which it may contain. The information may not be reproduced, distributed or transmitted to any other person or incorporated in any way into another publication or other material.

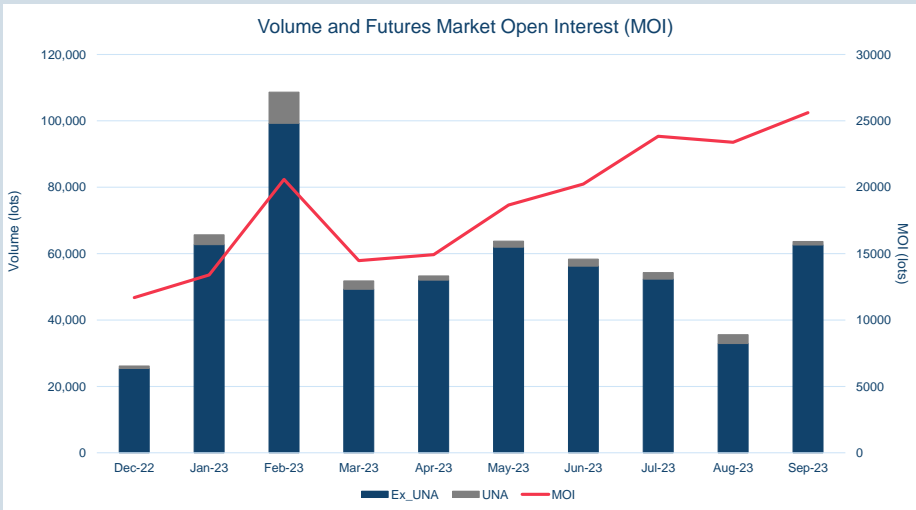


Front Month	
Average	\$375.20
Minimum	\$370.00
Maximum	\$378.00

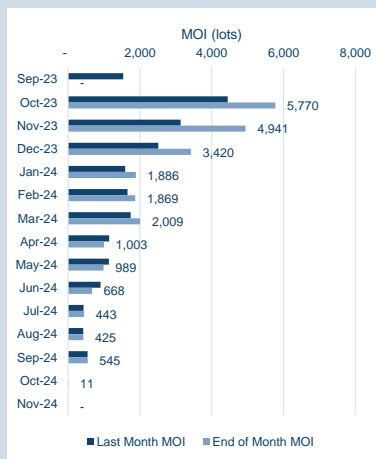
Volume (ex UNA) Sep-2023	
Lots	62,588

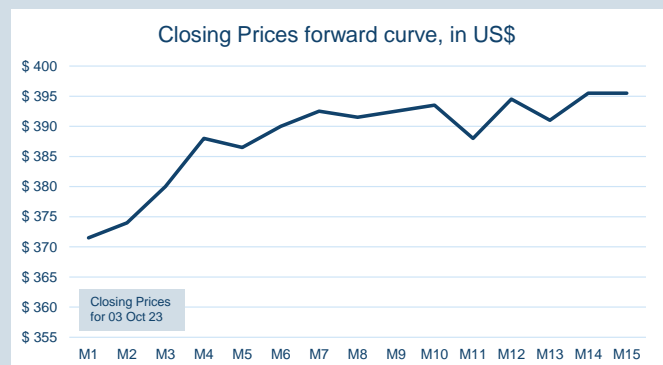
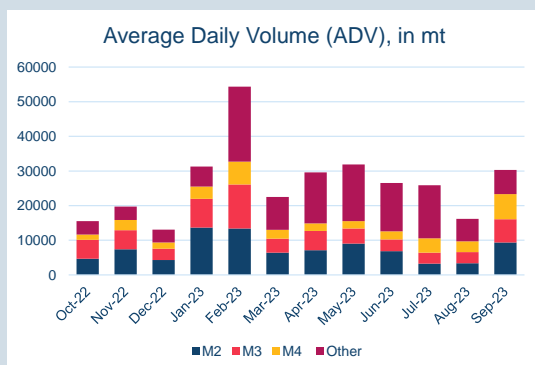
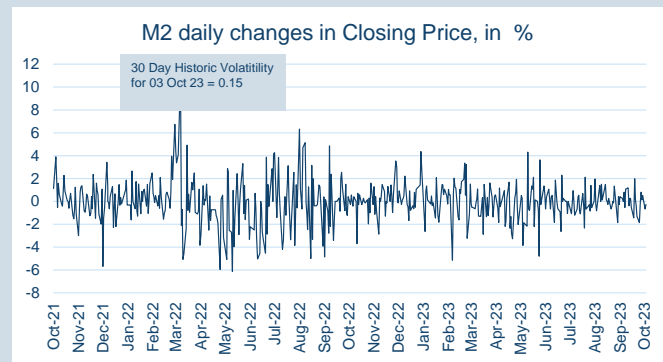
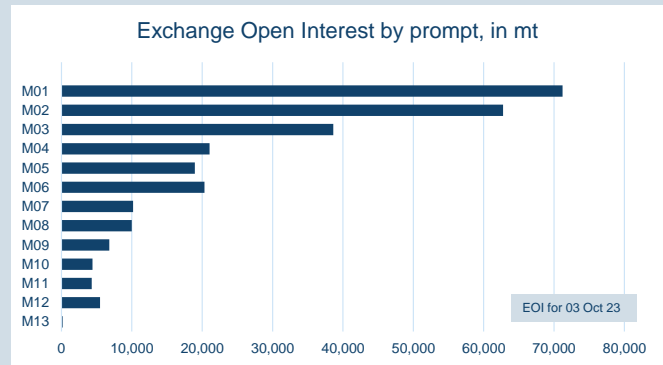
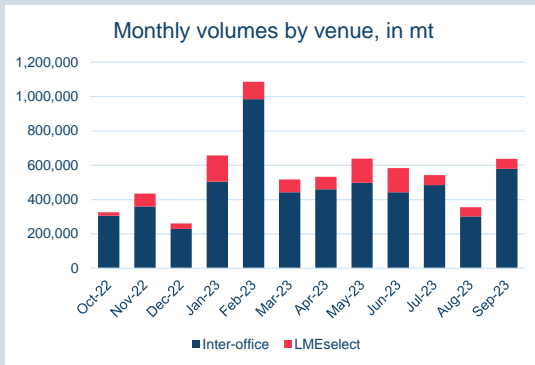
Volume (inc UNA) Sep-2023	
Lots	63,678
Tonnes	636,780

Volume Year To Date	
Lots	555,011
Tonnes	5,550,110

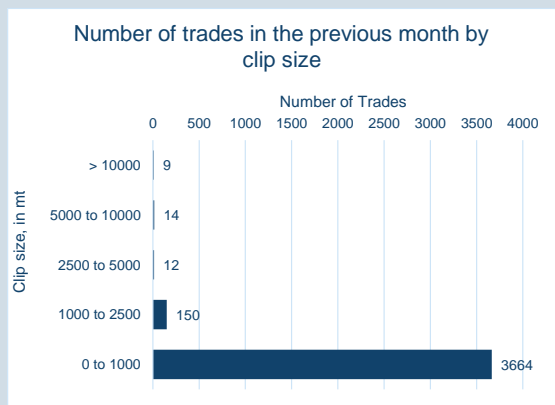


Prompt Month	End of Month - Daily Settlement	Volume (inc UNA)	End of Month - MOI
Sep-23	\$ 375.29	1,285	-
Oct-23	\$ 377.50	19,728	5,770
Nov-23	\$ 386.50	14,023	4,941
Dec-23	\$ 384.00	15,248	3,420
Jan-24	\$ 387.00	2,719	1,886
Feb-24	\$ 388.50	1,480	1,869
Mar-24	\$ 386.50	1,560	2,009
Apr-24	\$ 390.00	2,294	1,003
May-24	\$ 391.00	2,244	989
Jun-24	\$ 392.00	2,054	668
Jul-24	\$ 391.00	346	443
Aug-24	\$ 391.00	328	425
Sep-24	\$ 388.00	338	545
Oct-24	\$ 396.00	31	11
Nov-24	\$ 396.00	-	-



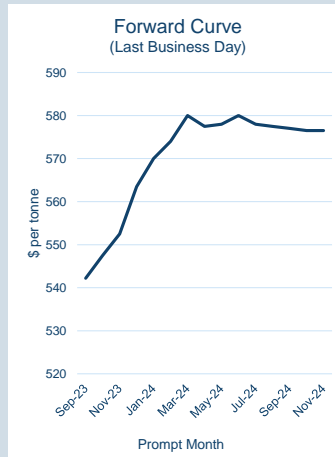


Contract specifications	
Contract Code	SCD
Underlying Index	Platts TSI HMS 1&2 (80:20) CFR Turkey
Initial Margin	\$660 per lot (as of Jun-23)
Bloomberg Ticker	JBOA Comdty
EIKON RIC	0#CSSCF:
TT Product Code	SCFCECS
CQG Product Code	SSC
Lot Size	10 metric tonnes
Price Quotation	US\$ / metric tonne
Contract Type	Cash settled futures
Contract Period	Monthly out to 15 months
Trading Venues	LMEselect and Inter-office telephone
Margining	Realised variation margins applied
Trading and Clearing Fees	US\$0.30 per lot (US\$0.03 per tonne)



© The London Metal Exchange - An HKEX Company. 10 Finsbury Square, London EC2A 1AJ

The information contained within this presentation is for illustrative and educational purposes only and should not be relied upon in making any investment decision. The past performance of any commodity, derivative or other product referred to in the presentation cannot be relied upon as a guide to its future performance. Whilst every effort has been made to ensure the information is up-to-date and correct, the LME cannot guarantee that it is completely accurate and free from human error. The information is published "as is" without any warranty of any kind, express or implied, as to accuracy of the information and the LME shall not be liable for any losses or damage that may result from use of the presentation as a consequence of any inaccuracies in, or any omissions from, the information which it may contain. The information may not be reproduced, distributed or transmitted to any other person or incorporated in any way into another publication or other material.

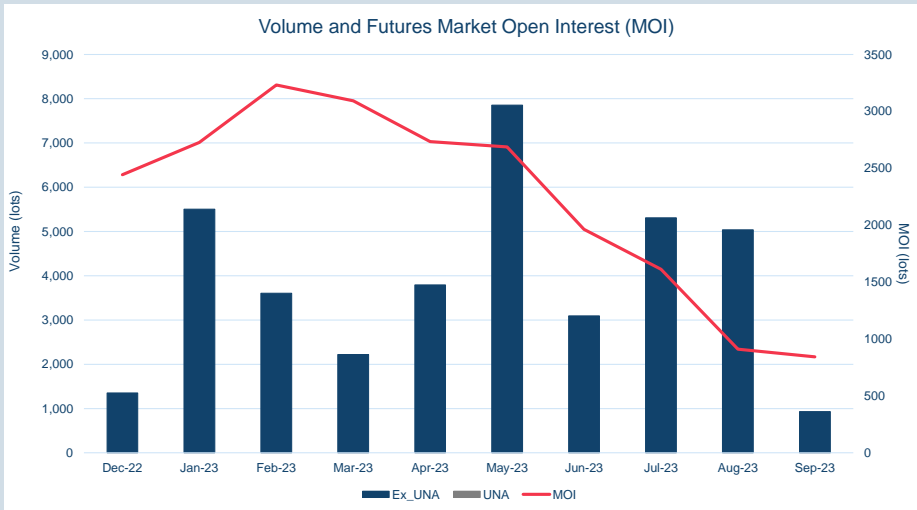


Front Month	
Average	\$545.70
Minimum	\$538.00
Maximum	\$562.00

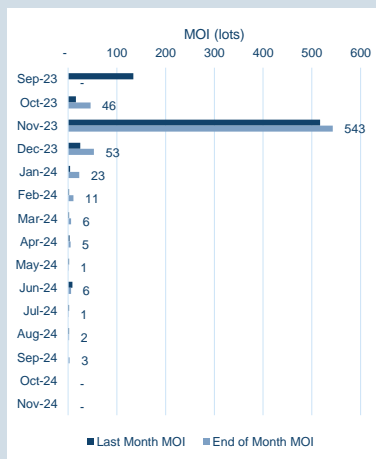
Volume (ex UNA) Sep-2023	
Lots	931

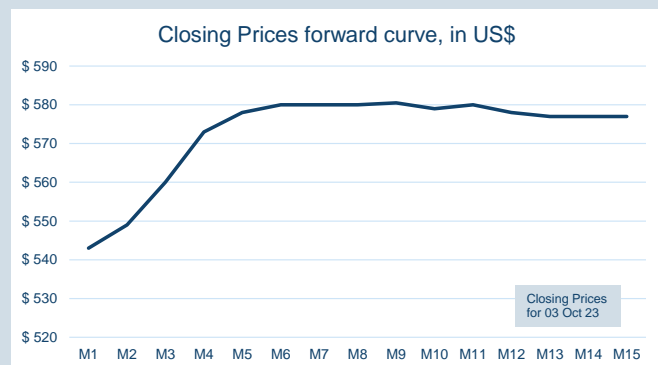
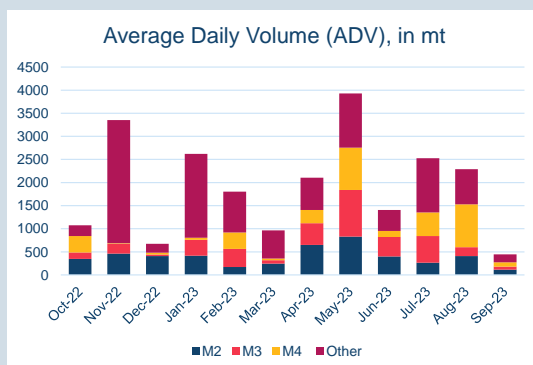
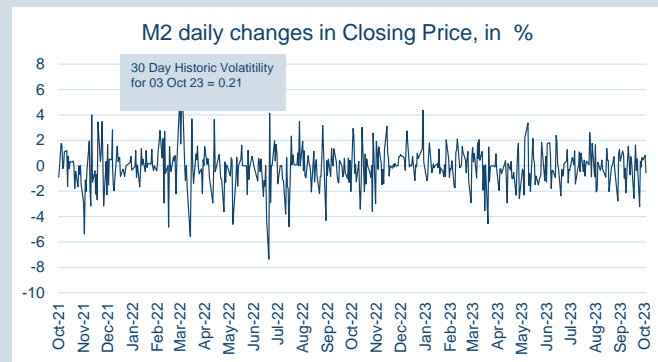
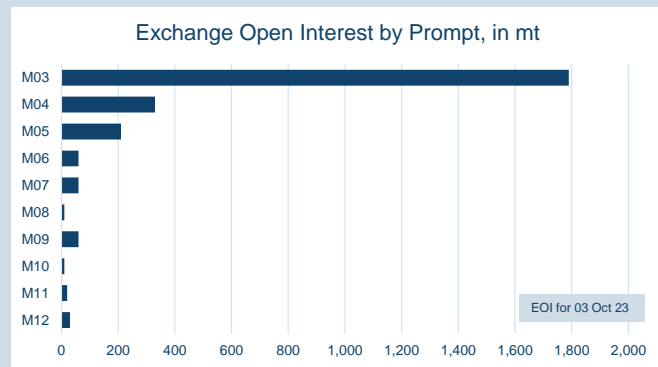
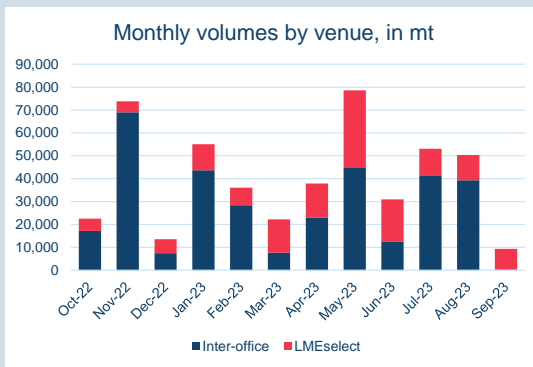
Volume (inc UNA) Sep-2023	
Lots	931
Tonnes	9,310

Volume Year To Date	
Lots	37,347
Tonnes	373,470

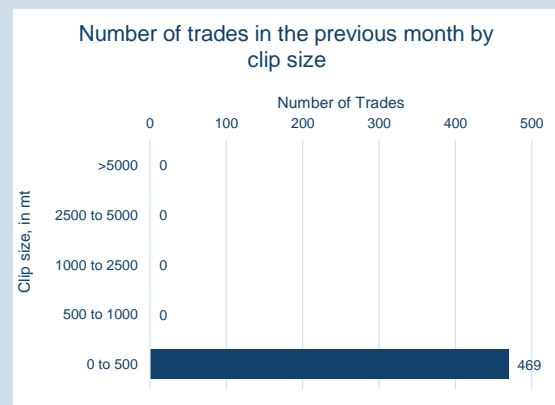


Prompt Month	End of Month - Daily Settlement	Volume (inc UNA)	End of Month - MOI
Sep-23	\$ 542.20	224	-
Oct-23	\$ 547.50	243	46
Nov-23	\$ 552.50	134	543
Dec-23	\$ 563.50	200	53
Jan-24	\$ 570.00	49	23
Feb-24	\$ 574.00	35	11
Mar-24	\$ 580.00	8	6
Apr-24	\$ 577.50	8	5
May-24	\$ 578.00	2	1
Jun-24	\$ 580.00	6	6
Jul-24	\$ 578.00	13	1
Aug-24	\$ 577.50	3	2
Sep-24	\$ 577.00	6	3
Oct-24	\$ 576.50	-	-
Nov-24	\$ 576.50	-	-



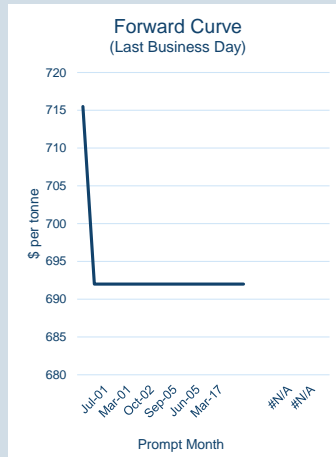


Contract specifications	
Contract Code	HCD
Underlying Index	Argus HRC FOB Tianjin China
Initial Margin	\$870 per lot (as of Jun-23)
Bloomberg Ticker	LCYA Comdty
EIKON RIC	0#CMHCF:
TT Product Code	HCFCECS
CQG Product Code	LHC
Lot Size	10 metric tonnes
Price Quotation	US\$ / metric tonne
Contract Type	Cash settled futures
Contract Period	Monthly out to 15 months
Trading Venues	LMEselect and Inter-office telephone
Margining	Realised variation margins applied
Trading and Clearing Fees	US\$0.30 per lot (US\$0.03 per tonne)



© The London Metal Exchange - An HKEX Company. 10 Finsbury Square, London EC2A 1AJ

The information contained within this presentation is for illustrative and educational purposes only and should not be relied upon in making any investment decision. The past performance of any commodity, derivative or other product referred to in the presentation cannot be relied upon as a guide to its future performance. Whilst every effort has been made to ensure the information is up-to-date and correct, the LME cannot guarantee that it is completely accurate and free from human error. The information is published "as is" without any warranty of any kind, express or implied, as to accuracy of the information and the LME shall not be liable for any losses or damage that may result from use of the presentation as a consequence of any inaccuracies in, or any omissions from, the information which it may contain. The information may not be reproduced, distributed or transmitted to any other person or incorporated in any way into another publication or other material.

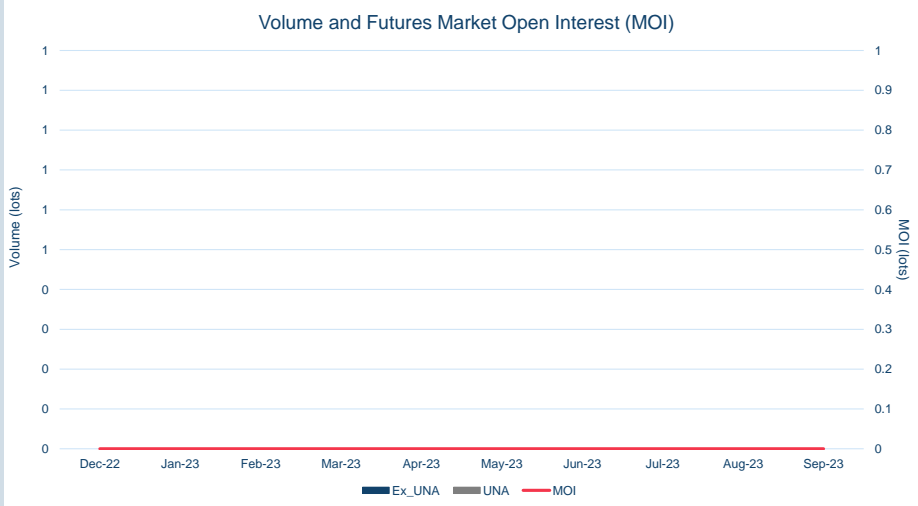


Front Month	
Average	\$730.07
Minimum	\$714.50
Maximum	\$759.00

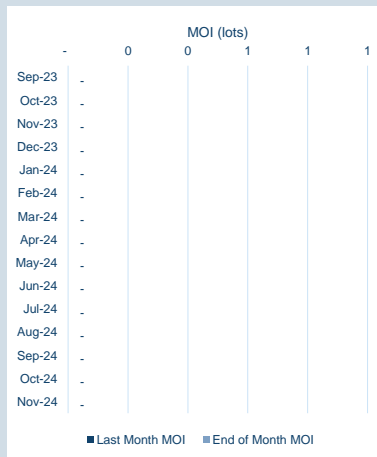
Volume (ex UNA) Sep-2023	
Lots	-

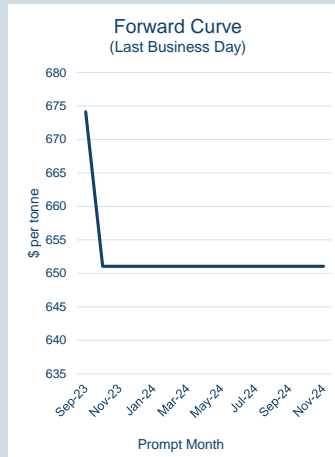
Volume (inc UNA) Sep-2023	
Lots	-
Tonnes	-

Volume Year To Date	
Lots	-
Tonnes	-



Prompt Month	End of Month - Daily Settlement	Volume (inc UNA)	End of Month - MOI
Jan-00	\$ 715.50	-	-
Jan-00	\$ 692.00	-	-
Jul-01	\$ 692.00	-	-
Mar-01	\$ 692.00	-	-
Mar-01	\$ 692.00	-	-
Nov-01	\$ 692.00	-	-
Oct-02	\$ 692.00	-	-
Dec-02	\$ 692.00	-	-
Sep-05	\$ 692.00	-	-
May-05	\$ 692.00	-	-
Jun-05	\$ 692.00	-	-
Jul-10	\$ 692.00	-	-
Mar-17	\$ 692.00	-	-
May-18	\$ 692.00	-	-
Jan-00	\$ 692.00	-	-



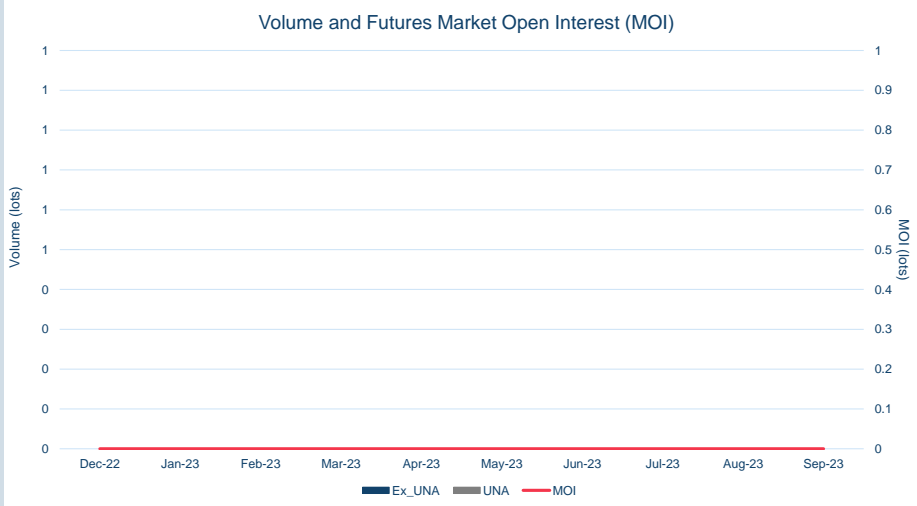


Front Month	
Average	\$680.34
Minimum	\$632.39
Maximum	\$693.38

Volume (ex UNA) Sep-2023	
Lots	-

Volume (inc UNA) Sep-2023	
Lots	-
Tonnes	-

Volume Year To Date	
Lots	-
Tonnes	-



Prompt Month	End of Month - Daily Settlement	Volume (inc UNA)	End of Month - MOI
Sep-23	\$ 674.14	-	-
Oct-23	\$ 651.06	-	-
Nov-23	\$ 651.06	-	-
Dec-23	\$ 651.06	-	-
Jan-24	\$ 651.06	-	-
Feb-24	\$ 651.06	-	-
Mar-24	\$ 651.06	-	-
Apr-24	\$ 651.06	-	-
May-24	\$ 651.06	-	-
Jun-24	\$ 651.06	-	-
Jul-24	\$ 651.06	-	-
Aug-24	\$ 651.06	-	-
Sep-24	\$ 651.06	-	-
Oct-24	\$ 651.06	-	-
Nov-24	\$ 651.06	-	-

