

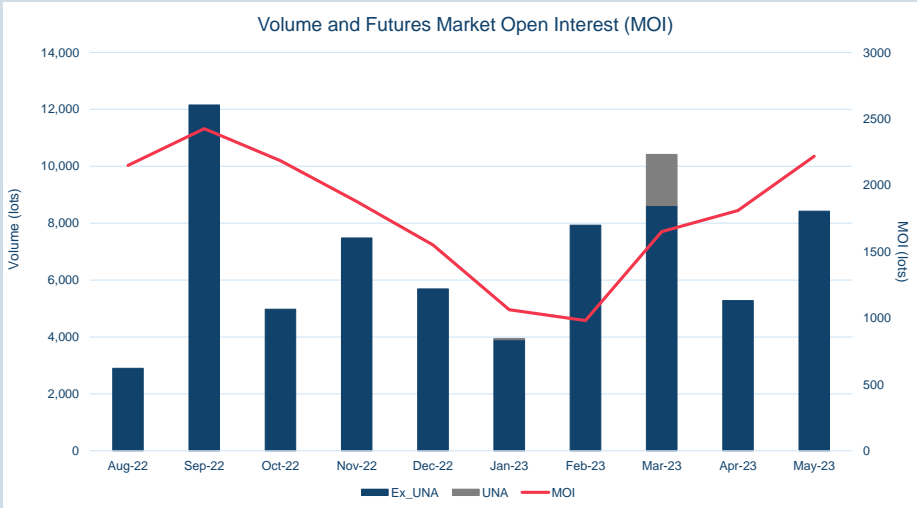


Front Month	
Average	\$619.73
Minimum	\$610.00
Maximum	\$632.50

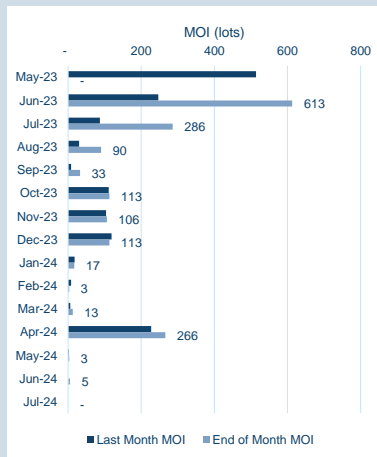
Volume (ex UNA) May-2023	
Lots	8,421

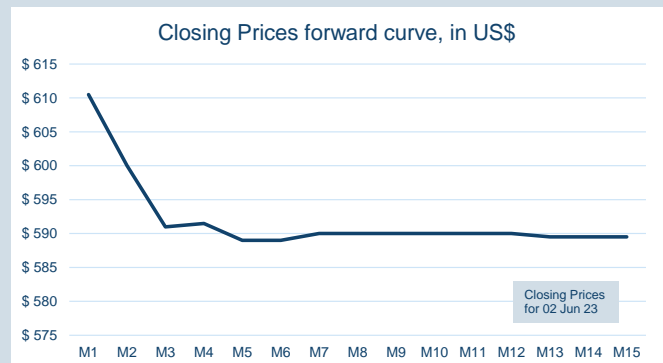
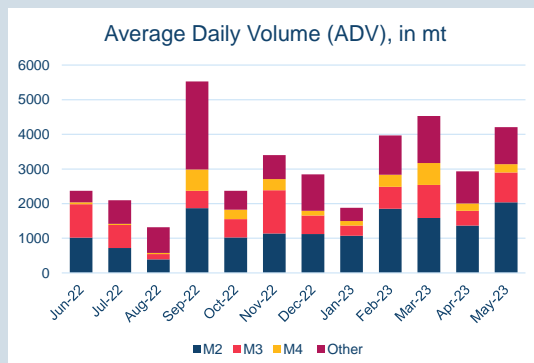
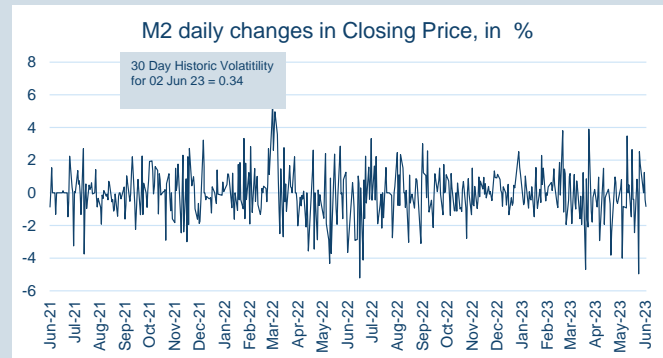
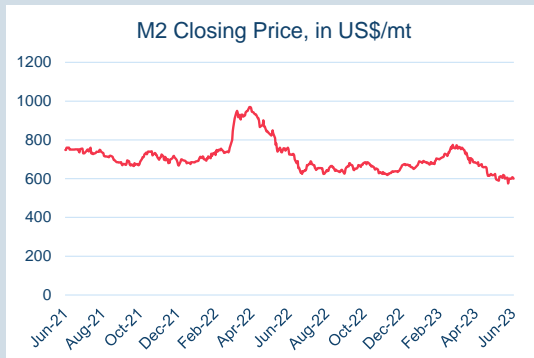
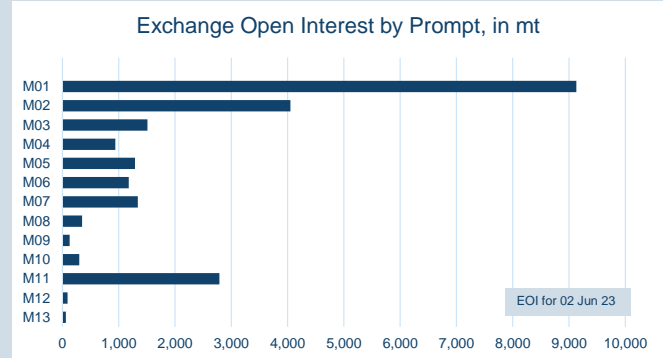
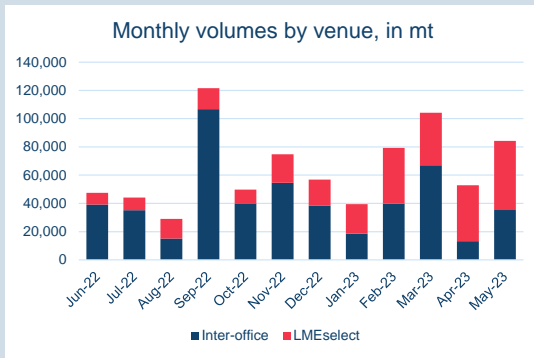
Volume (inc UNA) May-2023	
Lots	8,421
Tonnes	84,210

Volume Year To Date	
Lots	35,994
Tonnes	359,940

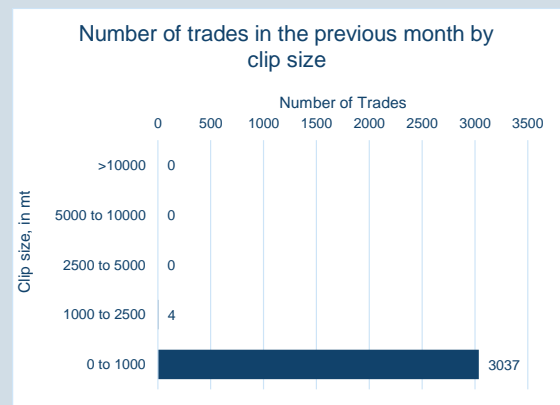


Prompt Month	End of Month - Daily Settlement	Volume (inc UNA)	End of Month - MOI
May-23	\$ 623.18	940	-
Jun-23	\$ 607.50	4,072	613
Jul-23	\$ 600.00	1,724	286
Aug-23	\$ 599.00	484	90
Sep-23	\$ 592.50	331	33
Oct-23	\$ 603.00	257	113
Nov-23	\$ 602.00	70	106
Dec-23	\$ 601.50	65	113
Jan-24	\$ 599.00	152	17
Feb-24	\$ 598.50	42	3
Mar-24	\$ 597.00	48	13
Apr-24	\$ 597.00	179	266
May-24	\$ 596.50	33	3
Jun-24	\$ 596.50	24	5
Jul-24	\$ 596.50	-	-



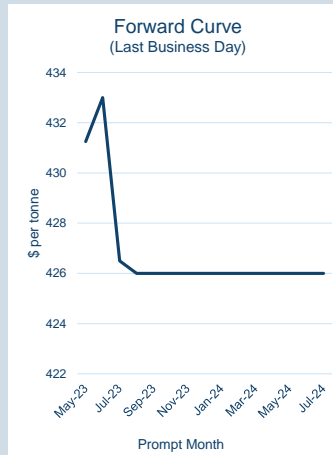


Contract specifications	
Contract Code	SRD
Underlying Index	Platts Steel Rebar FOB Turkey
Initial Margin	\$880 per lot (as of Apr-23)
Bloomberg Ticker	JBPA Comdty
EIKON RIC	0#CSRRF:
TT Product Code	SRFCECS
CQG Product Code	SSR
Lot Size	10 metric tonnes
Price Quotation	US\$ / metric tonne
Contract Type	Cash settled futures
Contract Period	Monthly out to 15 months
Trading Venues	LMEselect and Inter-office telephone
Margining	Realised variation margins applied
Trading and Clearing Fees	US\$0.30 per lot (US\$0.03 per tonne)



© The London Metal Exchange - An HKEX Company. 10 Finsbury Square, London EC2A 1AJ

The information contained within this presentation is for illustrative and educational purposes only and should not be relied upon in making any investment decision. The past performance of any commodity, derivative or other product referred to in the presentation cannot be relied upon as a guide to its future performance. Whilst every effort has been made to ensure the information is up-to-date and correct, the LME cannot guarantee that it is completely accurate and free from human error. The information is published "as is" without any warranty of any kind, express or implied, as to accuracy of the information and the LME shall not be liable for any losses or damage that may result from use of the presentation as a consequence of any inaccuracies in, or any omissions from, the information which it may contain. The information may not be reproduced, distributed or transmitted to any other person or incorporated in any way into another publication or other material.

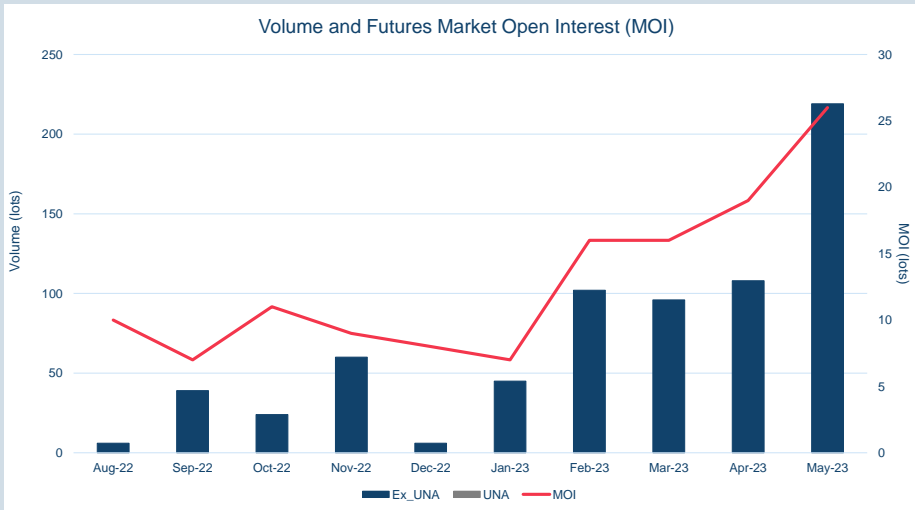


Front Month	
Average	\$427.95
Minimum	\$424.00
Maximum	\$438.00

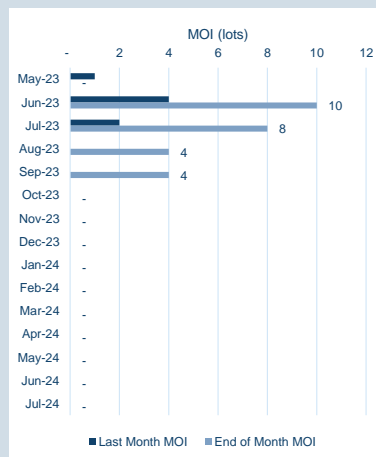
Volume (ex UNA) May-2023	
Lots	219

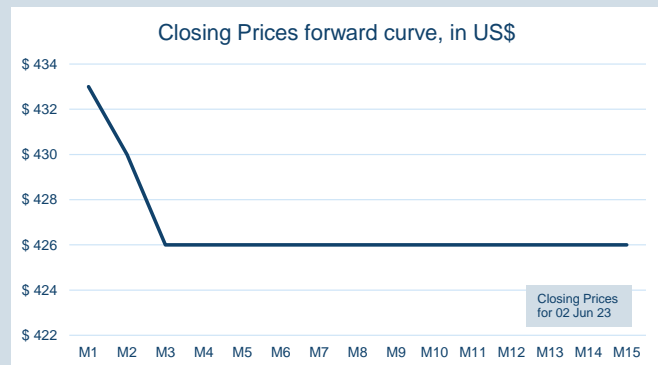
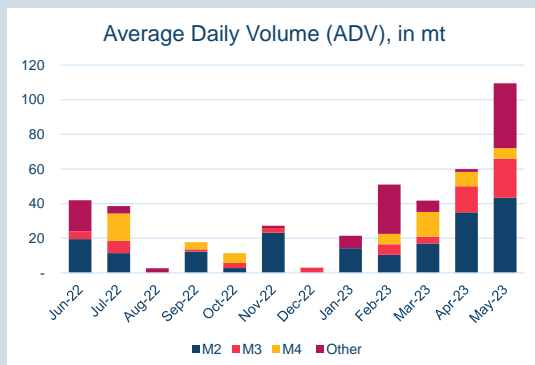
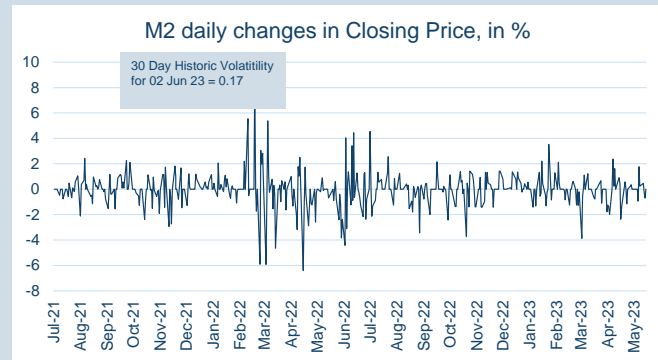
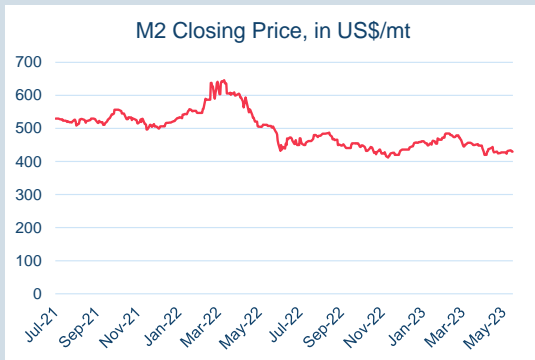
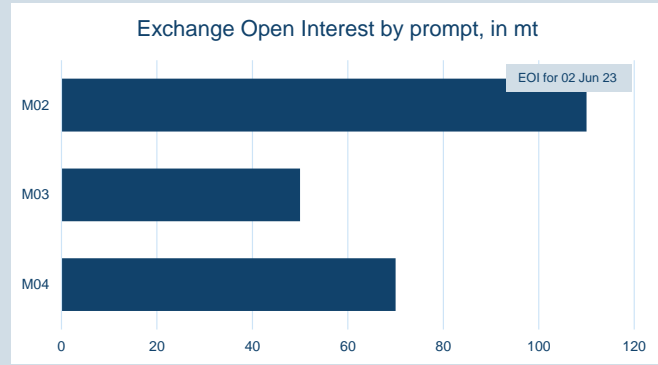
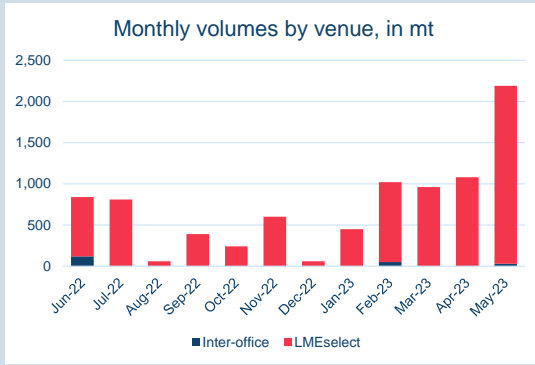
Volume (inc UNA) May-2023	
Lots	219
Tonnes	2,190

Volume Year To Date	
Lots	570
Tonnes	5,700

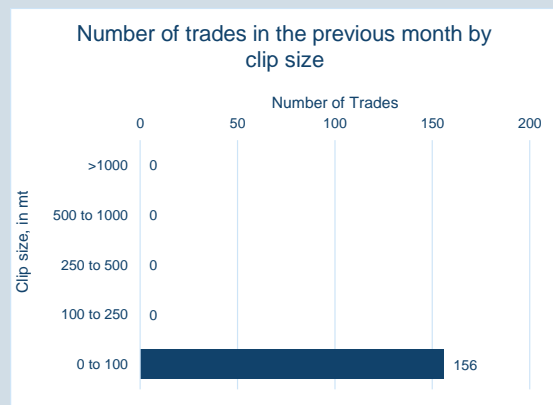


Prompt Month	End of Month - Daily Settlement	Volume (inc UNA)	End of Month - MOI
May-23	\$ 431.25	-	-
Jun-23	\$ 433.00	87	10
Jul-23	\$ 426.50	45	8
Aug-23	\$ 426.00	12	4
Sep-23	\$ 426.00	75	4
Oct-23	\$ 426.00	-	-
Nov-23	\$ 426.00	-	-
Dec-23	\$ 426.00	-	-
Jan-24	\$ 426.00	-	-
Feb-24	\$ 426.00	-	-
Mar-24	\$ 426.00	-	-
Apr-24	\$ 426.00	-	-
May-24	\$ 426.00	-	-
Jun-24	\$ 426.00	-	-
Jul-24	\$ 426.00	-	-



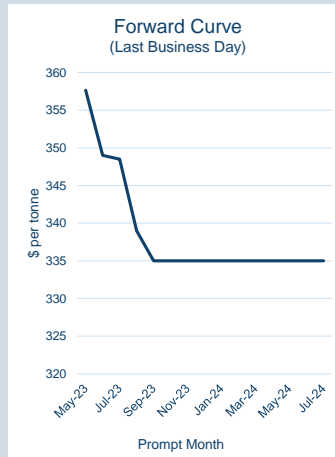


Contract specifications	
Contract Code	SID
Underlying Index	Platts' Shredded Scrap CFR Nhava Sheva
Initial Margin	\$440 per lot (as of Apr-23)
Bloomberg Ticker	LXLA Comdty
EIKON RIC	0#CSSIF:
TT Product Code	SIFCECS
CQG Product Code	LSI
Lot Size	10 metric tonnes
Price Quotation	US\$ / metric tonne
Contract Type	Cash settled futures
Contract Period	Monthly out to 15 months
Trading Venues	LMEselect and Inter-office telephone
Margining	Realised variation margins applied
Trading and Clearing Fees	US\$0.30 per lot (US\$0.03 per tonne)



© The London Metal Exchange - An HKEX Company. 10 Finsbury Square, London EC2A 1AJ

The information contained within this presentation is for illustrative and educational purposes only and should not be relied upon in making any investment decision. The past performance of any commodity, derivative or other product referred to in the presentation cannot be relied upon as a guide to its future performance. Whilst every effort has been made to ensure the information is up-to-date and correct, the LME cannot guarantee that it is completely accurate and free from human error. The information is published "as is" without any warranty of any kind, express or implied, as to accuracy of the information and the LME shall not be liable for any losses or damage that may result from use of the presentation as a consequence of any inaccuracies in, or any omissions from, the information which it may contain. The information may not be reproduced, distributed or transmitted to any other person or incorporated in any way into another publication or other material.

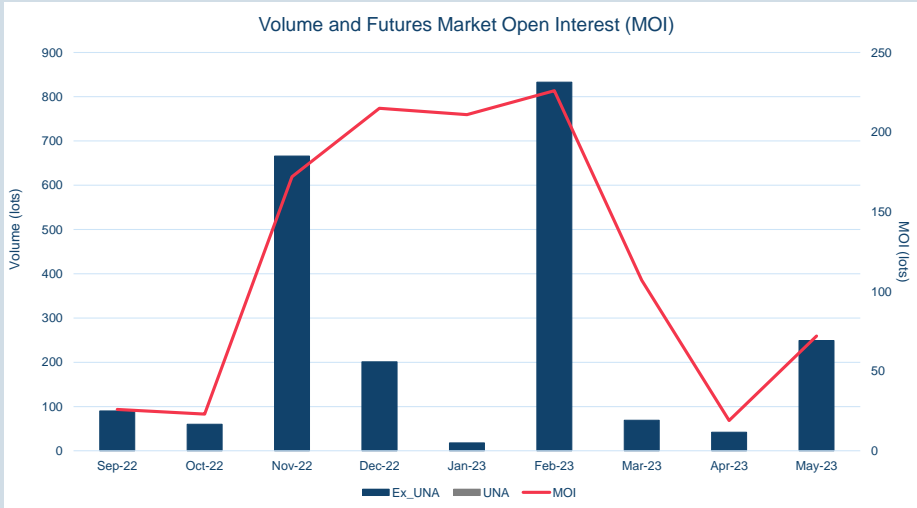


Front Month	
Average	\$353.28
Minimum	\$347.00
Maximum	\$362.00

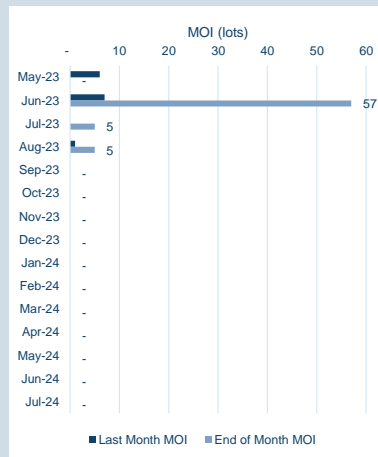
Volume (ex UNA) May-2023	
Lots	249

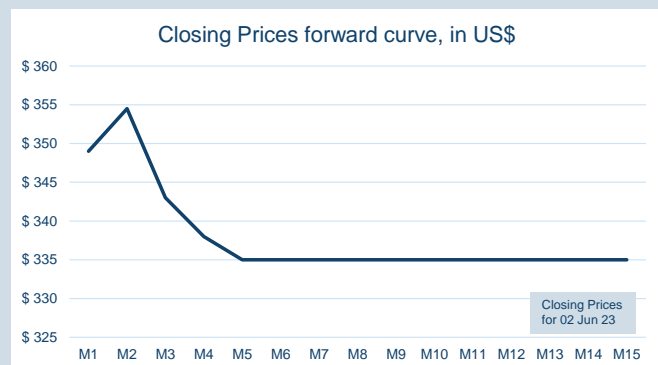
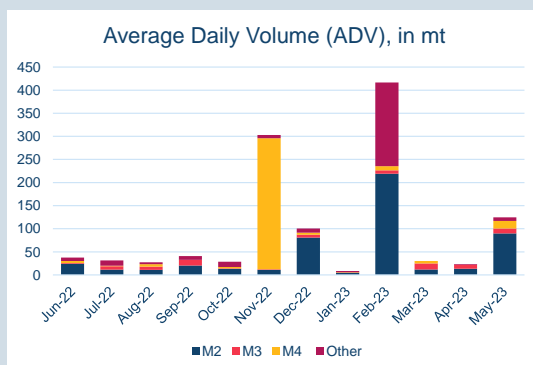
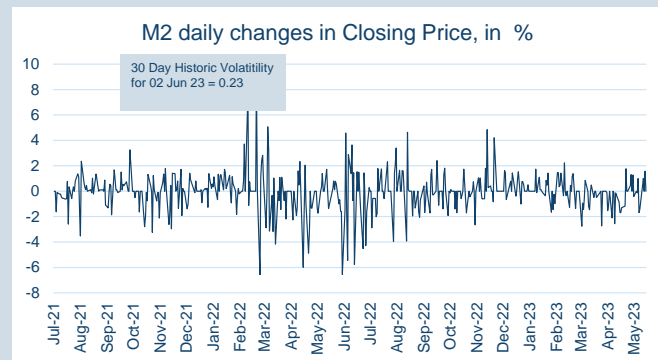
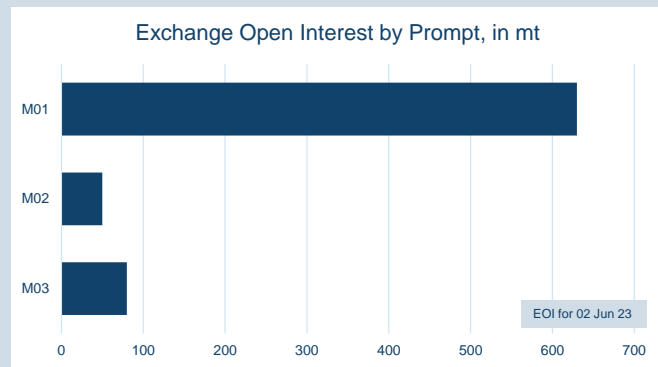
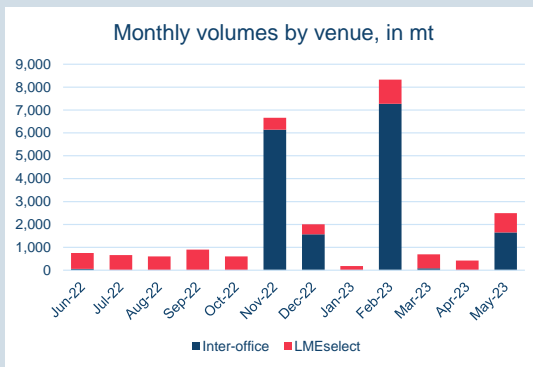
Volume (inc UNA) May-2023	
Lots	249
Tonnes	2,490

Volume Year To Date	
Lots	1,211
Tonnes	12,110

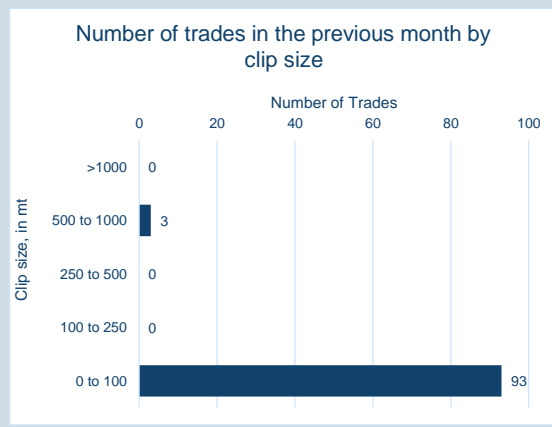


Prompt Month	End of Month - Daily Settlement	Volume (inc UNA)	End of Month - MOI
May-23	\$ 357.64	9	-
Jun-23	\$ 349.00	180	57
Jul-23	\$ 348.50	21	5
Aug-23	\$ 339.00	33	5
Sep-23	\$ 335.00	6	-
Oct-23	\$ 335.00	-	-
Nov-23	\$ 335.00	-	-
Dec-23	\$ 335.00	-	-
Jan-24	\$ 335.00	-	-
Feb-24	\$ 335.00	-	-
Mar-24	\$ 335.00	-	-
Apr-24	\$ 335.00	-	-
May-24	\$ 335.00	-	-
Jun-24	\$ 335.00	-	-
Jul-24	\$ 335.00	-	-



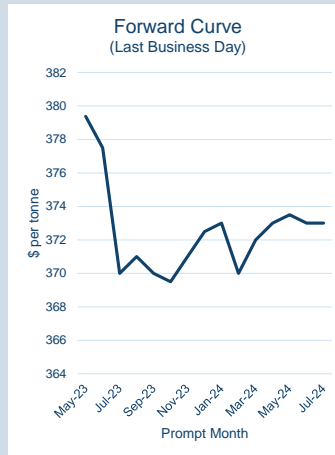


Contract specifications	
Contract Code	STD
Underlying Index	Argus' Ferrous scrap HMS 1/2 (80:20) containerised CFR Taiwan
Initial Margin	\$520 per lot (as of Apr-23)
Bloomberg Ticker	LVAACmdty
EIKON RIC	0#CSSTF:
TT Product Code	STFCECS
CQG Product Code	LST
Lot Size	10 metric tonnes
Price Quotation	US\$ / metric tonne
Contract Type	Cash settled futures
Contract Period	Monthly out to 15 months
Trading Venues	LMEselect and Inter-office telephone
Margining	Realised variation margins applied
Trading and Clearing Fees	US\$0.30 per lot (US\$0.03 per tonne)



© The London Metal Exchange - An HKEX Company. 10 Finsbury Square, London EC2A 1AJ

The information contained within this presentation is for illustrative and educational purposes only and should not be relied upon in making any investment decision. The past performance of any commodity, derivative or other product referred to in the presentation cannot be relied upon as a guide to its future performance. Whilst every effort has been made to ensure the information is up-to-date and correct, the LME cannot guarantee that it is completely accurate and free from human error. The information is published "as is" without any warranty of any kind, express or implied, as to accuracy of the information and the LME shall not be liable for any losses or damage that may result from use of the presentation as a consequence of any inaccuracies in, or any omissions from, the information which it may contain. The information may not be reproduced, distributed or transmitted to any other person or incorporated in any way into another publication or other material.

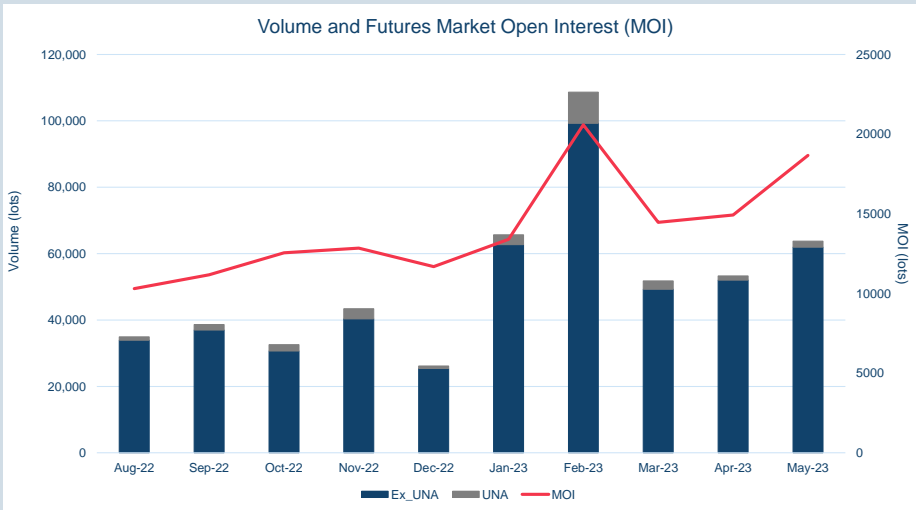


Front Month	
Average	\$379.22
Minimum	\$370.00
Maximum	\$392.00

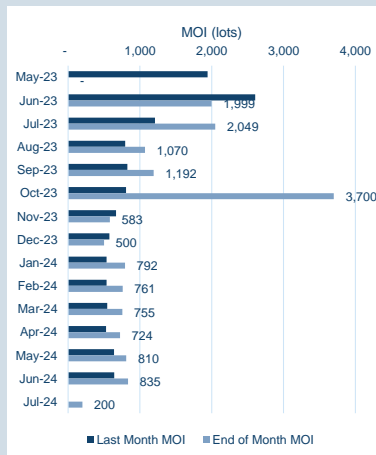
Volume (ex UNA) May-2023	
Lots	61,977

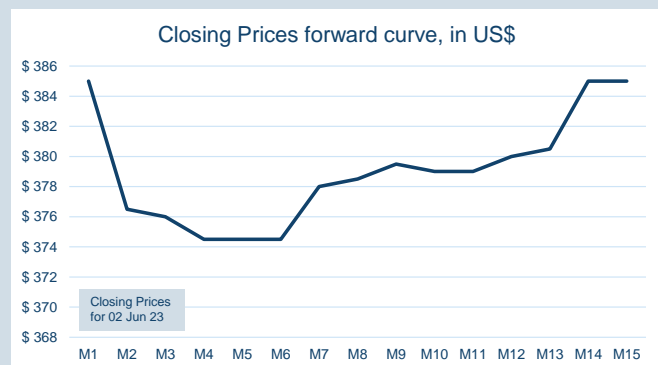
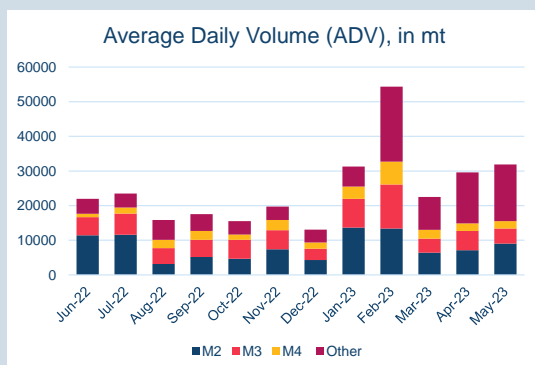
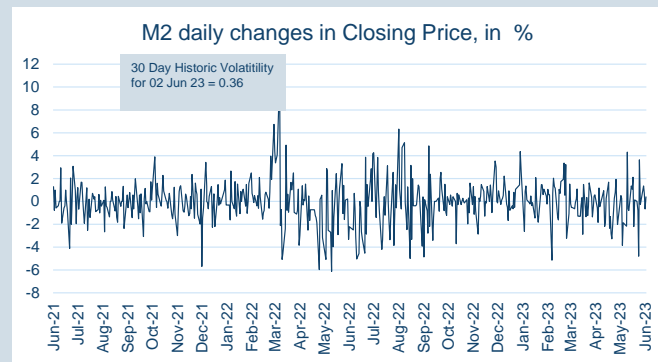
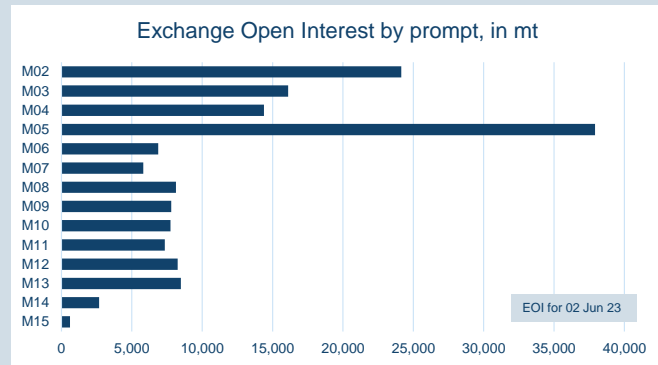
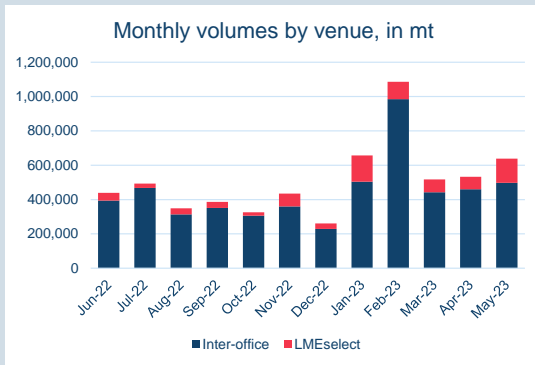
Volume (inc UNA) May-2023	
Lots	63,777
Tonnes	637,770

Volume Year To Date	
Lots	343,141
Tonnes	3,431,410

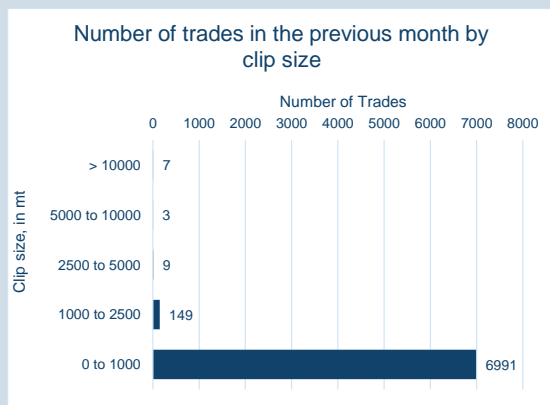


Prompt Month	End of Month - Daily Settlement	Volume (inc UNA)	End of Month - MOI
May-23	\$ 379.38	4,727	-
Jun-23	\$ 377.50	18,065	1,999
Jul-23	\$ 370.00	8,702	2,049
Aug-23	\$ 371.00	4,235	1,070
Sep-23	\$ 370.00	3,685	1,192
Oct-23	\$ 369.50	16,465	3,700
Nov-23	\$ 371.00	1,660	583
Dec-23	\$ 372.50	1,668	500
Jan-24	\$ 373.00	777	792
Feb-24	\$ 370.00	677	761
Mar-24	\$ 372.00	645	755
Apr-24	\$ 373.00	585	724
May-24	\$ 373.50	506	810
Jun-24	\$ 373.00	580	835
Jul-24	\$ 373.00	800	200





Contract specifications	
Contract Code	SCD
Underlying Index	Platts TSI HMS 1&2 (80:20) CFR Turkey
Initial Margin	\$630 per lot (as of Apr-23)
Bloomberg Ticker	JBOA Comdty
EIKON RIC	0#CSSCF:
TT Product Code	SCFCECS
CQG Product Code	SSC
Lot Size	10 metric tonnes
Price Quotation	US\$ / metric tonne
Contract Type	Cash settled futures
Contract Period	Monthly out to 15 months
Trading Venues	LMEselect and Inter-office telephone
Margining	Realised variation margins applied
Trading and Clearing Fees	US\$0.30 per lot (US\$0.03 per tonne)



© The London Metal Exchange - An HKEX Company. 10 Finsbury Square, London EC2A 1AJ

The information contained within this presentation is for illustrative and educational purposes only and should not be relied upon in making any investment decision. The past performance of any commodity, derivative or other product referred to in the presentation cannot be relied upon as a guide to its future performance. Whilst every effort has been made to ensure the information is up-to-date and correct, the LME cannot guarantee that it is completely accurate and free from human error. The information is published "as is" without any warranty of any kind, express or implied, as to accuracy of the information and the LME shall not be liable for any losses or damage that may result from use of the presentation as a consequence of any inaccuracies in, or any omissions from, the information which it may contain. The information may not be reproduced, distributed or transmitted to any other person or incorporated in any way into another publication or other material.



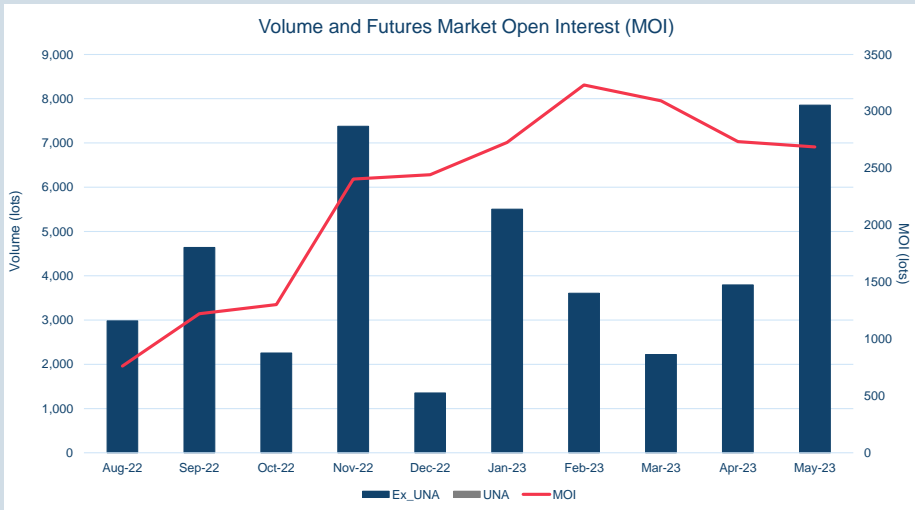


Front Month	
Average	\$571.91
Minimum	\$565.00
Maximum	\$577.00

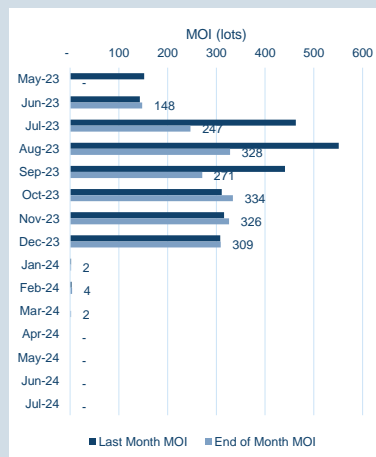
Volume (ex UNA) May-2023	
Lots	7,854

Volume (inc UNA) May-2023	
Lots	7,854
Tonnes	78,540

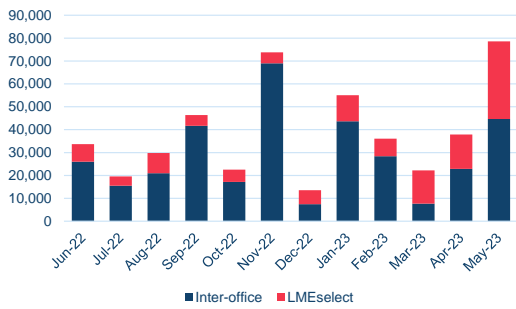
Volume Year To Date	
Lots	22,976
Tonnes	229,760



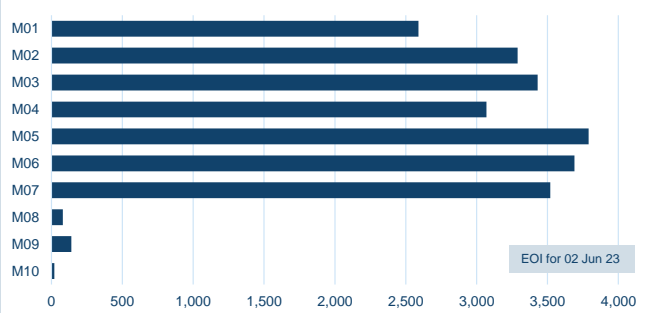
Prompt Month	End of Month - Daily Settlement	Volume (inc UNA)	End of Month - MOI
May-23	\$ 565.77	585	-
Jun-23	\$ 547.50	1,655	148
Jul-23	\$ 549.00	2,025	247
Aug-23	\$ 548.00	1,829	328
Sep-23	\$ 548.00	955	271
Oct-23	\$ 547.00	320	334
Nov-23	\$ 533.00	207	326
Dec-23	\$ 543.50	219	309
Jan-24	\$ 537.50	28	2
Feb-24	\$ 542.50	27	4
Mar-24	\$ 535.50	4	2
Apr-24	\$ 533.50	-	-
May-24	\$ 533.00	-	-
Jun-24	\$ 532.00	-	-
Jul-24	\$ 532.00	-	-



Monthly volumes by venue, in mt



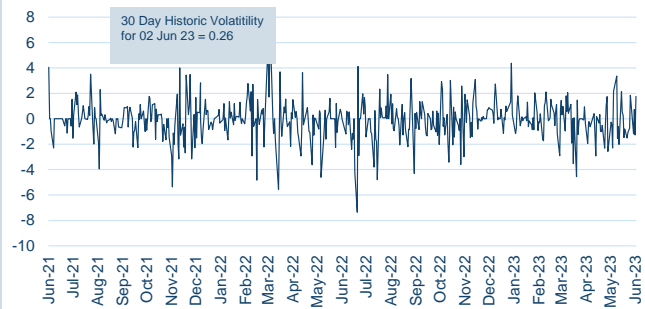
Exchange Open Interest by Prompt, in mt



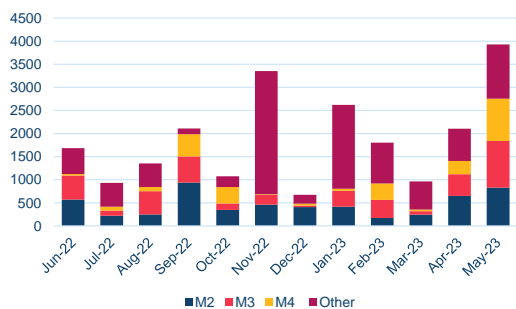
M2 Closing Price, in US\$/mt



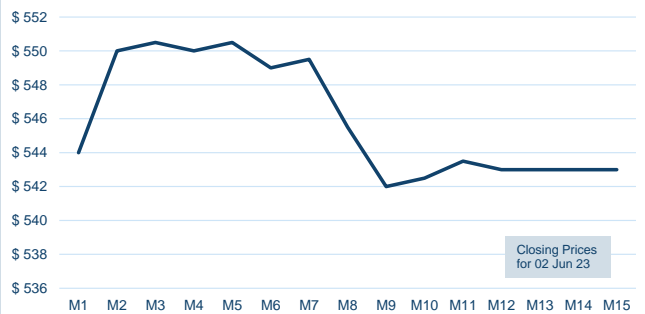
M2 daily changes in Closing Price, in %



Average Daily Volume (ADV), in mt



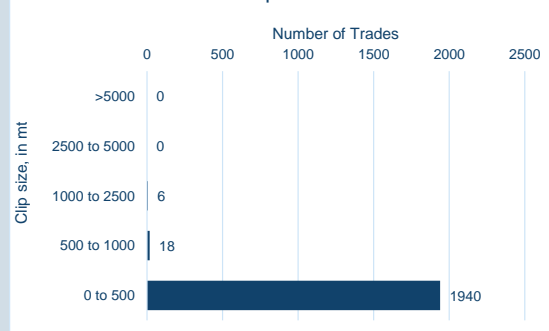
Closing Prices forward curve, in US\$



**Contract specifications**

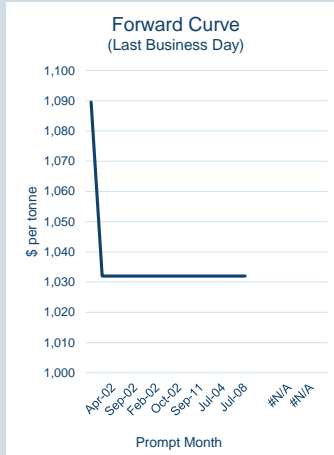
Contract Code	HCD
Underlying Index	Argus HRC FOB Tianjin China
Initial Margin	\$1010 per lot (as of Apr-23)
Bloomberg Ticker	LCYA Comdty
EIKON RIC	0#CMHCF:
TT Product Code	HCFCECS
CQG Product Code	LHC
Lot Size	10 metric tonnes
Price Quotation	US\$ / metric tonne
Contract Type	Cash settled futures
Contract Period	Monthly out to 15 months
Trading Venues	LMEselect and Inter-office telephone
Margining	Realised variation margins applied
Trading and Clearing Fees	US\$0.30 per lot (US\$0.03 per tonne)

Number of trades in the previous month by clip size



© The London Metal Exchange - An HKEX Company. 10 Finsbury Square, London EC2A 1AJ

The information contained within this presentation is for illustrative and educational purposes only and should not be relied upon in making any investment decision. The past performance of any commodity, derivative or other product referred to in the presentation cannot be relied upon as a guide to its future performance. Whilst every effort has been made to ensure the information is up-to-date and correct, the LME cannot guarantee that it is completely accurate and free from human error. The information is published "as is" without any warranty of any kind, express or implied, as to accuracy of the information and the LME shall not be liable for any losses or damage that may result from use of the presentation as a consequence of any inaccuracies in, or any omissions from, the information which it may contain. The information may not be reproduced, distributed or transmitted to any other person or incorporated in any way into another publication or other material.

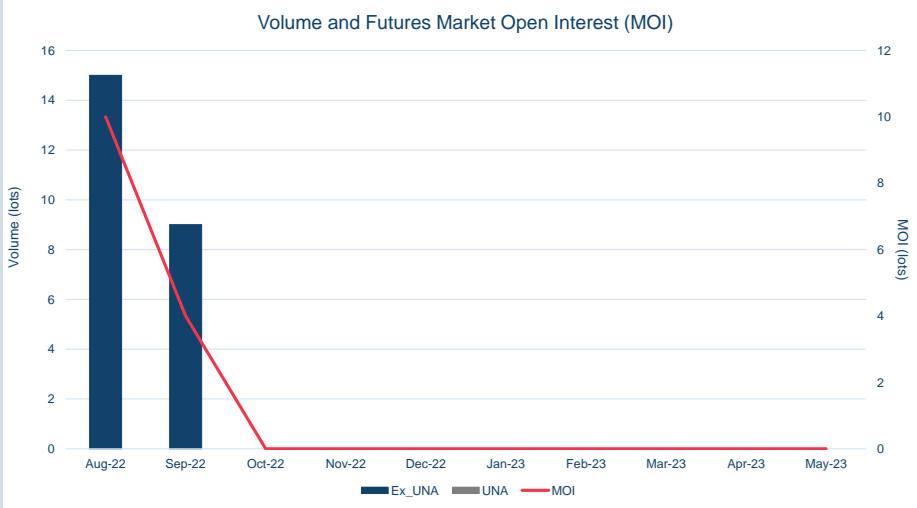


Front Month	
Average	\$1,116.30
Minimum	\$1,089.55
Maximum	\$1,160.00

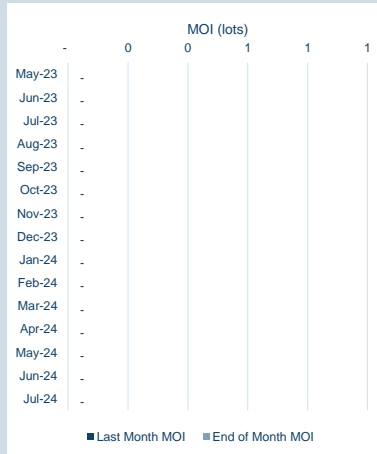
Volume (ex UNA) May-2023	
Lots	-

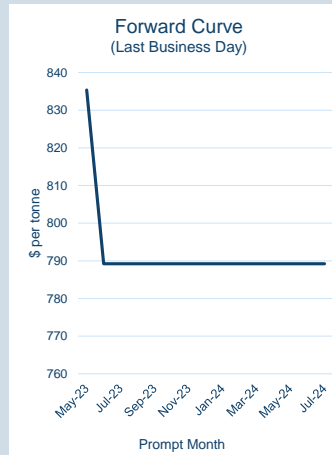
Volume (inc UNA) May-2023	
Lots	-
Tonnes	-

Volume Year To Date	
Lots	-
Tonnes	-



Prompt Month	End of Month - Daily Settlement	Volume (inc UNA)	End of Month - MOI
Jan-00	\$ 1,089.55	-	-
Jul-00	\$ 1,032.00	-	-
Apr-02	\$ 1,032.00	-	-
Mar-02	\$ 1,032.00	-	-
Sep-02	\$ 1,032.00	-	-
Feb-02	\$ 1,032.00	-	-
Feb-02	\$ 1,032.00	-	-
Apr-02	\$ 1,032.00	-	-
Oct-02	\$ 1,032.00	-	-
Jan-03	\$ 1,032.00	-	-
Sep-11	\$ 1,032.00	-	-
Apr-04	\$ 1,032.00	-	-
Jul-04	\$ 1,032.00	-	-
Sep-07	\$ 1,032.00	-	-
Jul-08	\$ 1,032.00	-	-



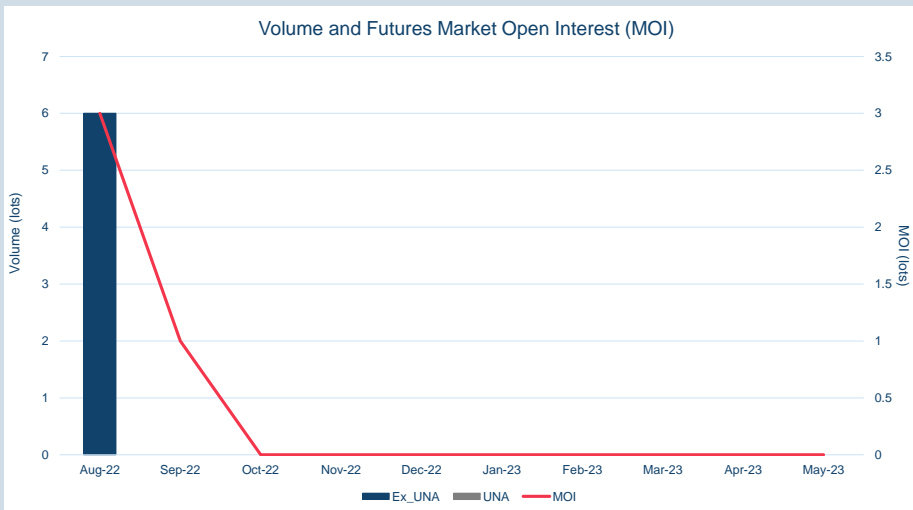


Front Month	
Average	\$857.59
Minimum	\$834.15
Maximum	\$915.25

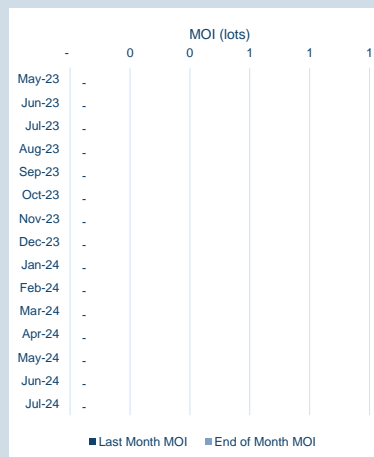
Volume (ex UNA) May-2023	
Lots	-

Volume (inc UNA) May-2023	
Lots	-
Tonnes	-

Volume Year To Date	
Lots	-
Tonnes	-



Prompt Month	End of Month - Daily Settlement	Volume (inc UNA)	End of Month - MOI
May-23	\$ 835.35	-	-
Jun-23	\$ 789.22	-	-
Jul-23	\$ 789.22	-	-
Aug-23	\$ 789.22	-	-
Sep-23	\$ 789.22	-	-
Oct-23	\$ 789.22	-	-
Nov-23	\$ 789.22	-	-
Dec-23	\$ 789.22	-	-
Jan-24	\$ 789.22	-	-
Feb-24	\$ 789.22	-	-
Mar-24	\$ 789.22	-	-
Apr-24	\$ 789.22	-	-
May-24	\$ 789.22	-	-
Jun-24	\$ 789.22	-	-
Jul-24	\$ 789.22	-	-



© The London Metal Exchange - An HKEX Company. 10 Finsbury Square, London EC2A 1AJ

The information contained within this presentation is for illustrative and educational purposes only and should not be relied upon in making any investment decision. The past performance of any commodity, derivative or other product referred to in the presentation cannot be relied upon as a guide to its future performance. Whilst every effort has been made to ensure the information is up-to-date and correct, the LME cannot guarantee that it is completely accurate and free from human error. The information is published "as is" without any warranty of any kind, express or implied, as to accuracy of the information and the LME shall not be liable for any losses or damage that may result from use of the presentation as a consequence of any inaccuracies in, or any omissions from, the information which it may contain. The information may not be reproduced, distributed or transmitted to any other person or incorporated in any way into another publication or other material.