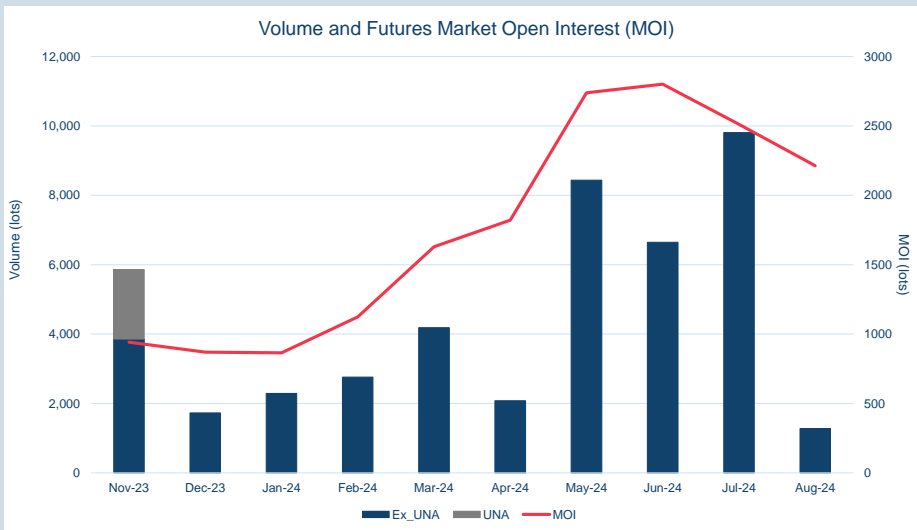


Front Month	
Average	\$569.98
Minimum	\$562.50
Maximum	\$574.50

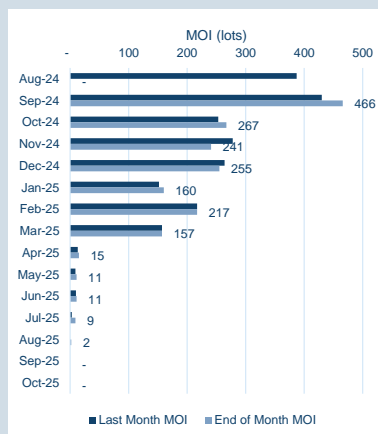
Volume (ex UNA) Aug-2024	
Lots	1,278

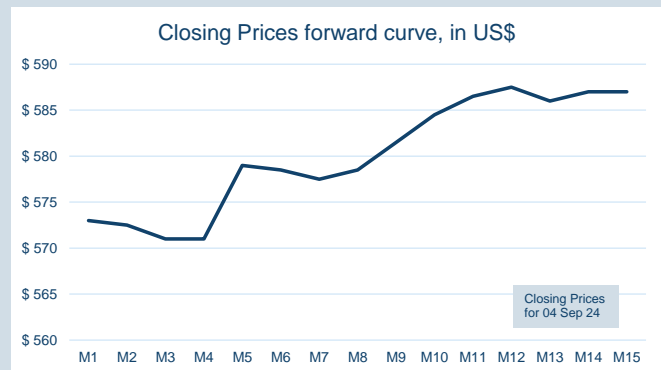
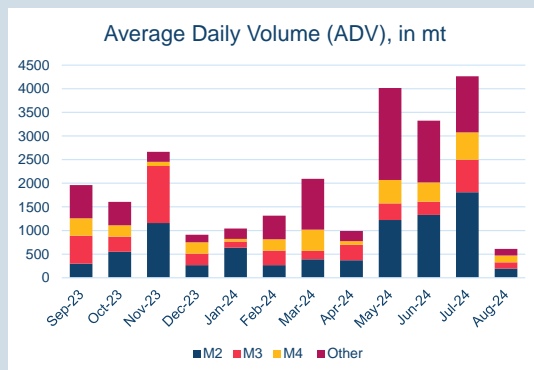
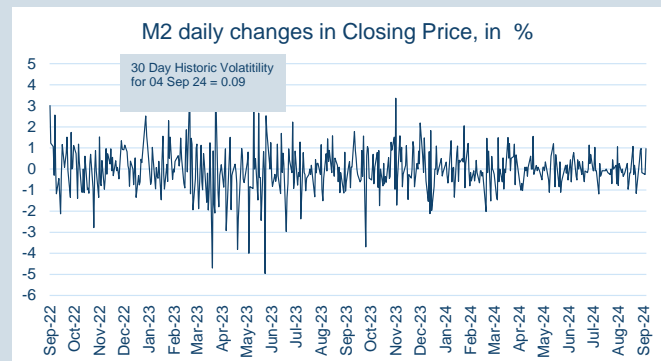
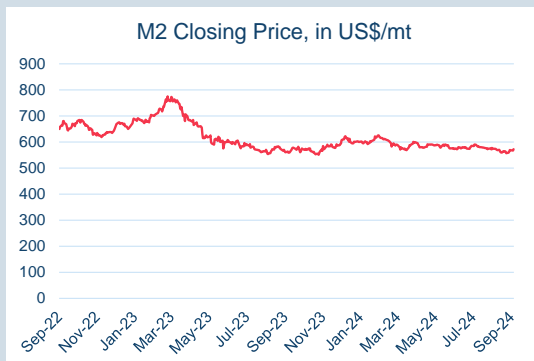
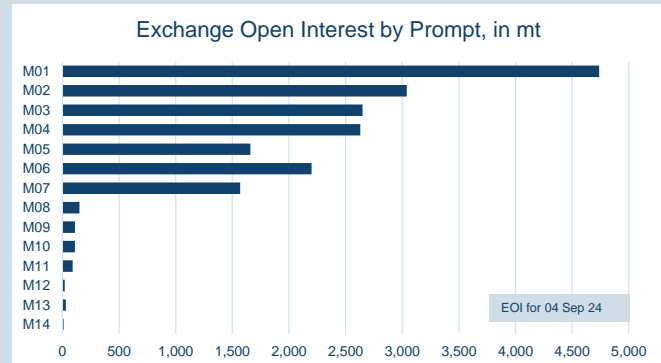
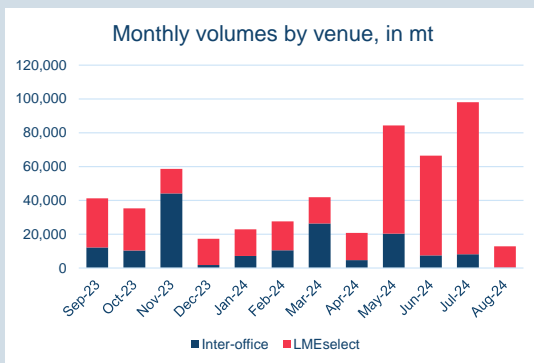
Volume (inc UNA) Aug-2024	
Lots	1,278
Tonnes	12,780

Volume Year To Date	
Lots	37,479
Tonnes	374,790

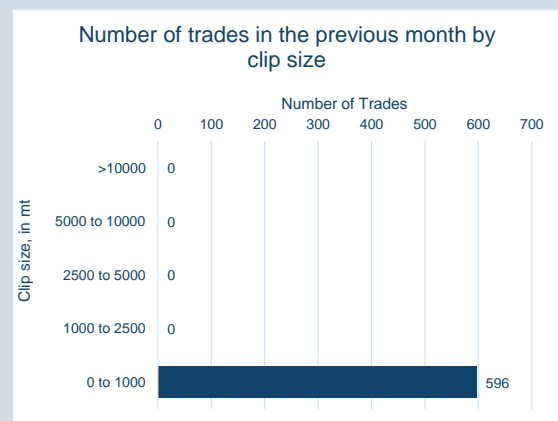


Prompt Month	End of Month - Daily Settlement	Volume (inc UNA)	End of Month - MOI
Aug-24	\$ 572.12	125	-
Sep-24	\$ 568.50	408	466
Oct-24	\$ 571.00	270	267
Nov-24	\$ 574.00	304	241
Dec-24	\$ 577.00	72	255
Jan-25	\$ 580.00	33	160
Feb-25	\$ 582.50	13	217
Mar-25	\$ 584.50	2	157
Apr-25	\$ 586.00	4	15
May-25	\$ 588.00	4	11
Jun-25	\$ 590.50	4	11
Jul-25	\$ 595.50	33	9
Aug-25	\$ 596.50	6	2
Sep-25	\$ 603.00	-	-
Oct-25	\$ 603.00	-	-



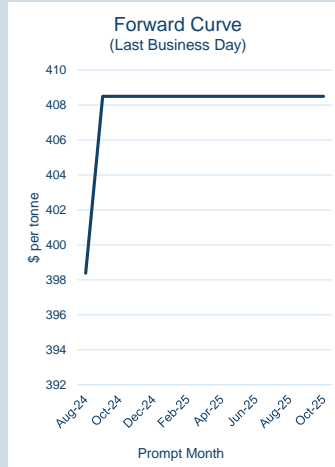


Contract specifications	
Contract Code	SRD
Underlying Index	Platts Steel Rebar FOB Turkey
Initial Margin	\$440 per lot (as of Jun-24)
Bloomberg Ticker	JBPA Comdty
EIKON RIC	0#CSRRF:
TT Product Code	SRFCECS
CQG Product Code	SSR
Lot Size	10 metric tonnes
Price Quotation	US\$ / metric tonne
Contract Type	Cash settled futures
Contract Period	Monthly out to 15 months
Trading Venues	LMEselect and Inter-office telephone
Margining	Realised variation margins applied
Trading and Clearing Fees	US\$0.30 per lot (US\$0.03 per tonne)



© The London Metal Exchange - An HKEX Company, 10 Finsbury Square, London EC2A 1AJ

The information contained within this presentation is for illustrative and educational purposes only and should not be relied upon in making any investment decision. The past performance of any commodity, derivative or other product referred to in the presentation cannot be relied upon as a guide to its future performance. Whilst every effort has been made to ensure the information is up-to-date and correct, the LME cannot guarantee that it is completely accurate and free from human error. The information is published "as is" without any warranty of any kind, express or implied, as to accuracy of the information and the LME shall not be liable for any losses or damage that may result from use of the presentation as a consequence of any inaccuracies in, or any omissions from, the information which it may contain. The information may not be reproduced, distributed or transmitted to any other person or incorporated in any way into another publication or other material.

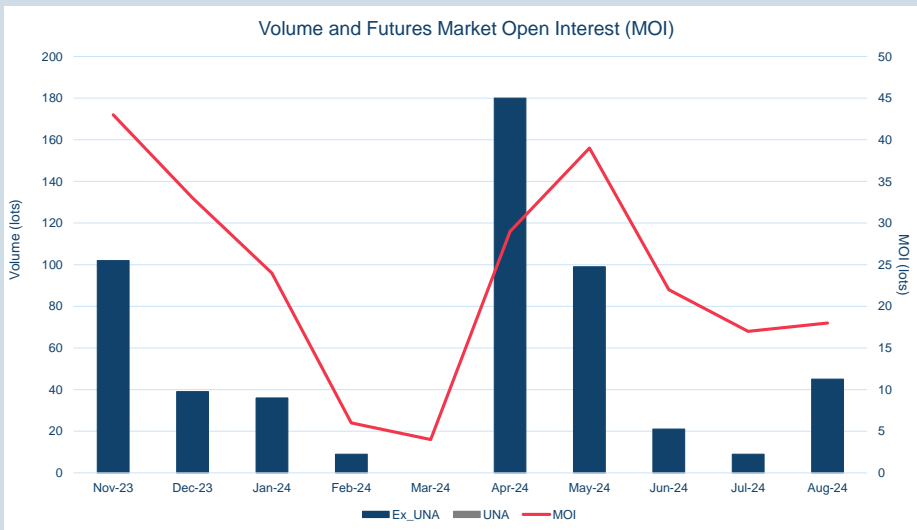


Front Month	
Average	\$409.61
Minimum	\$398.38
Maximum	\$414.00

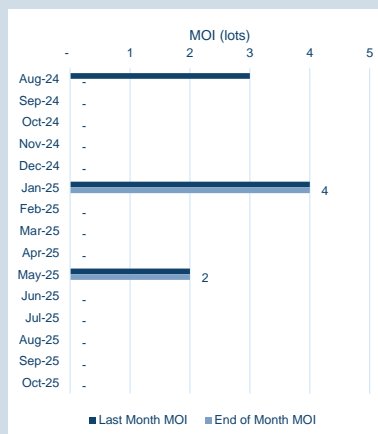
Volume (ex UNA) Aug-2024	
Lots	45

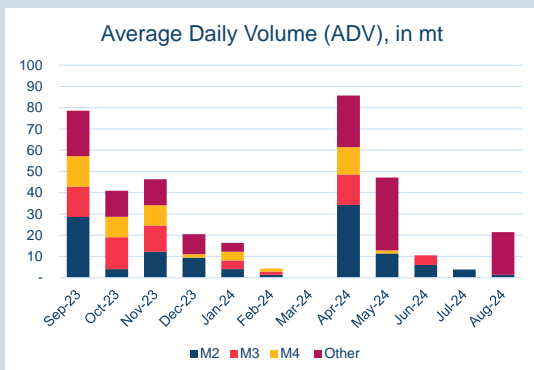
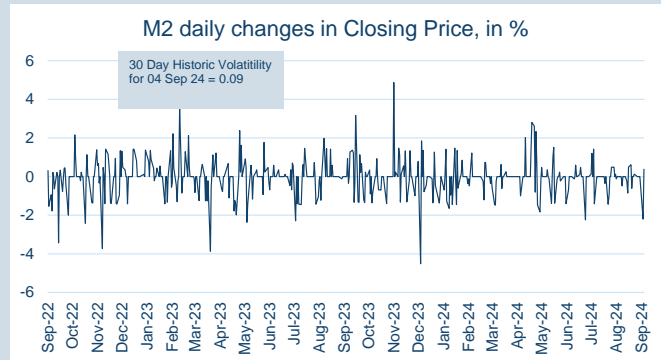
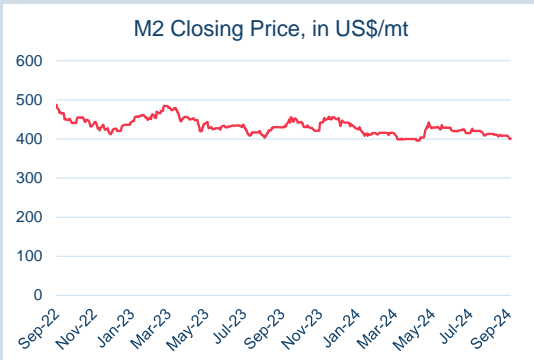
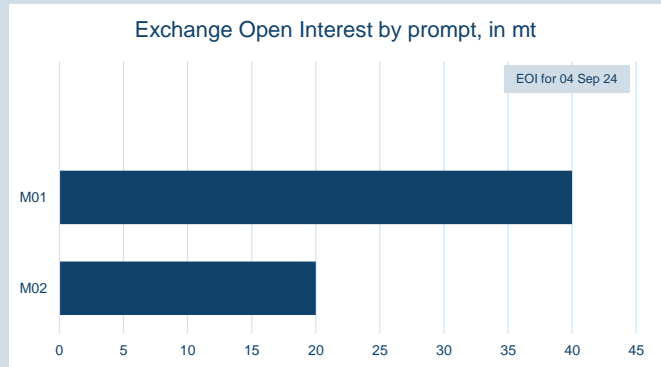
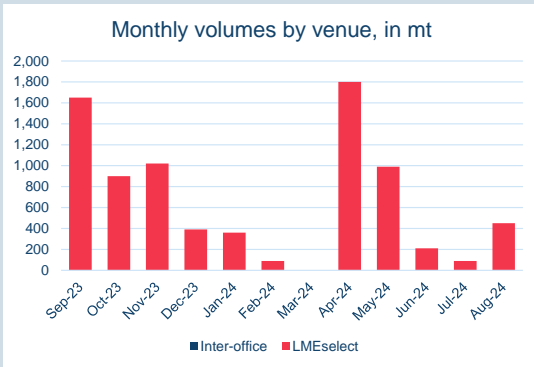
Volume (inc UNA) Aug-2024	
Lots	45
Tonnes	450

Volume Year To Date	
Lots	399
Tonnes	3,990

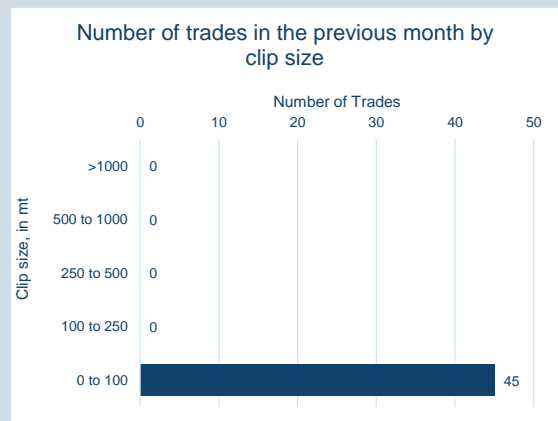


Prompt Month	End of Month - Daily Settlement	Volume (inc UNA)	End of Month - MOI
Aug-24	\$ 398.38	42	-
Sep-24	\$ 408.50	3	-
Oct-24	\$ 408.50	-	-
Nov-24	\$ 408.50	-	-
Dec-24	\$ 408.50	-	-
Jan-25	\$ 408.50	-	4
Feb-25	\$ 408.50	-	-
Mar-25	\$ 408.50	-	-
Apr-25	\$ 408.50	-	-
May-25	\$ 408.50	-	2
Jun-25	\$ 408.50	-	-
Jul-25	\$ 408.50	-	-
Aug-25	\$ 408.50	-	-
Sep-25	\$ 408.50	-	-
Oct-25	\$ 408.50	-	-



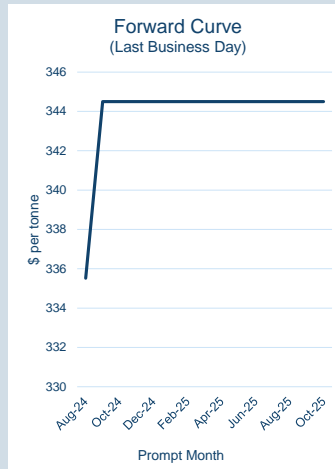


Contract specifications	
Contract Code	SID
Underlying Index	Platts' Shredded Scrap CFR Nhava Sheva
Initial Margin	\$380 per lot (as of Jun-24)
Bloomberg Ticker	LXLA Comdty
EIKON RIC	0#CSSIF:
TT Product Code	SIFCECS
CQG Product Code	LSI
Lot Size	10 metric tonnes
Price Quotation	US\$ / metric tonne
Contract Type	Cash settled futures
Contract Period	Monthly out to 15 months
Trading Venues	LMEselect and Inter-office telephone
Margining	Realised variation margins applied
Trading and Clearing Fees	US\$0.30 per lot (US\$0.03 per tonne)



© The London Metal Exchange - An HKEX Company, 10 Finsbury Square, London EC2A 1AJ

The information contained within this presentation is for illustrative and educational purposes only and should not be relied upon in making any investment decision. The past performance of any commodity, derivative or other product referred to in the presentation cannot be relied upon as a guide to its future performance. Whilst every effort has been made to ensure the information is up-to-date and correct, the LME cannot guarantee that it is completely accurate and free from human error. The information is published "as is" without any warranty of any kind, express or implied, as to accuracy of the information and the LME shall not be liable for any losses or damage that may result from use of the presentation as a consequence of any inaccuracies in, or any omissions from, the information which it may contain. The information may not be reproduced, distributed or transmitted to any other person or incorporated in any way into another publication or other material.

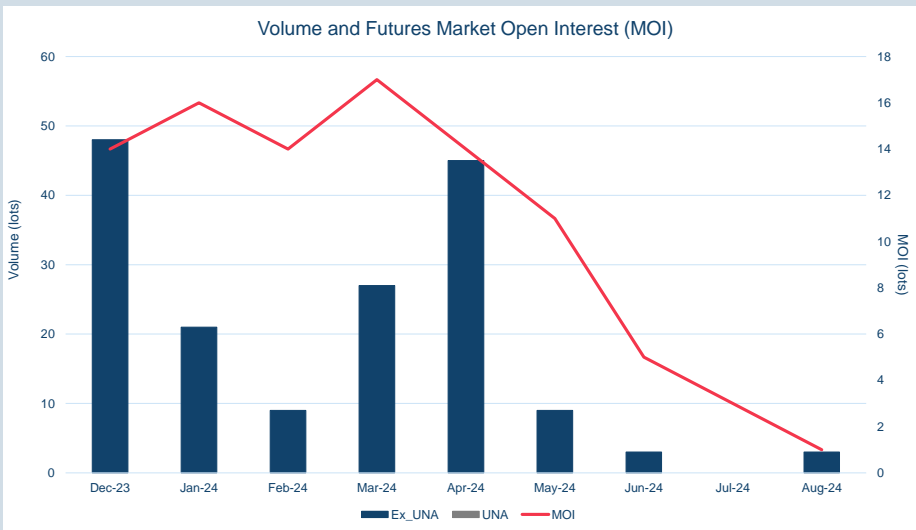


Front Month	
Average	\$344.31
Minimum	\$335.52
Maximum	\$348.00


Volume (ex UNA) Aug-2024	
Lots	3

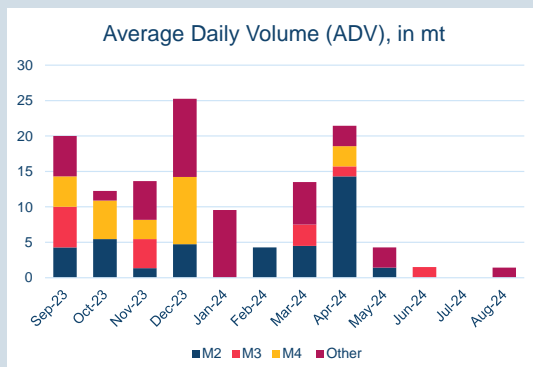
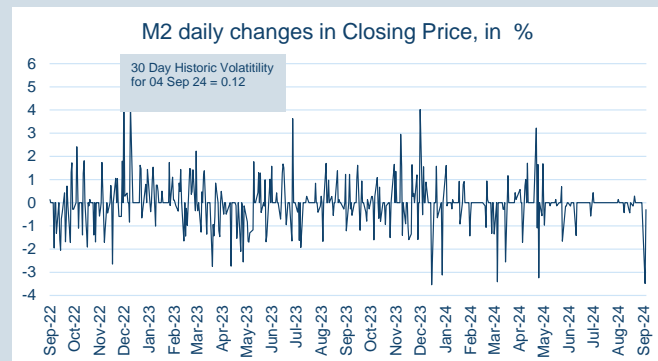
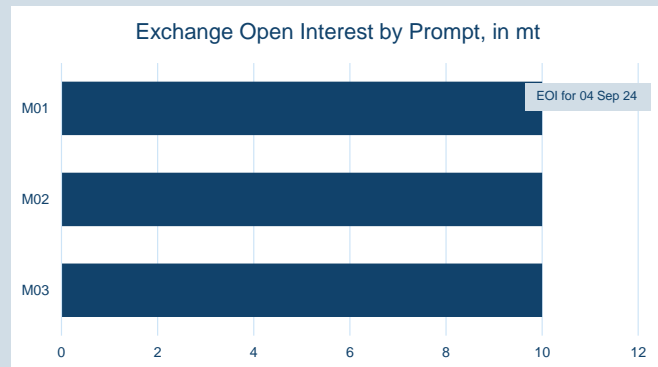
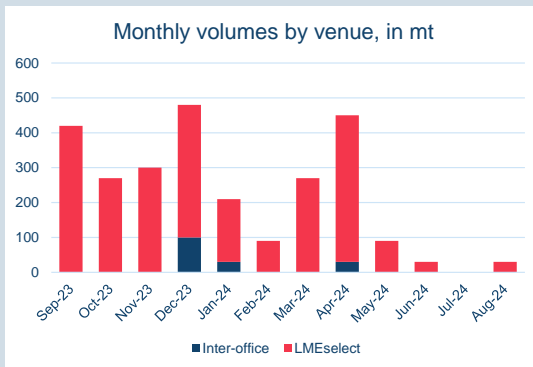
Volume (inc UNA) Aug-2024	
Lots	3
Tonnes	30

Volume Year To Date	
Lots	117
Tonnes	1,170

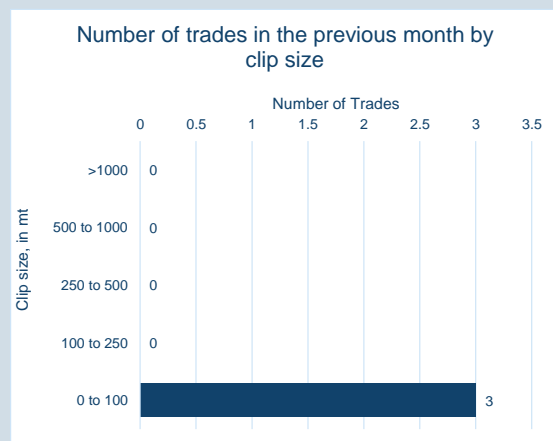


Prompt Month	End of Month - Daily Settlement	Volume (inc UNA)	End of Month - MOI
Aug-24	\$ 335.52	3	-
Sep-24	\$ 344.50	-	-
Oct-24	\$ 344.50	-	-
Nov-24	\$ 344.50	-	-
Dec-24	\$ 344.50	-	-
Jan-25	\$ 344.50	-	-
Feb-25	\$ 344.50	-	-
Mar-25	\$ 344.50	-	-
Apr-25	\$ 344.50	-	-
May-25	\$ 344.50	-	-
Jun-25	\$ 344.50	-	-
Jul-25	\$ 344.50	-	-
Aug-25	\$ 344.50	-	-
Sep-25	\$ 344.50	-	-
Oct-25	\$ 344.50	-	-



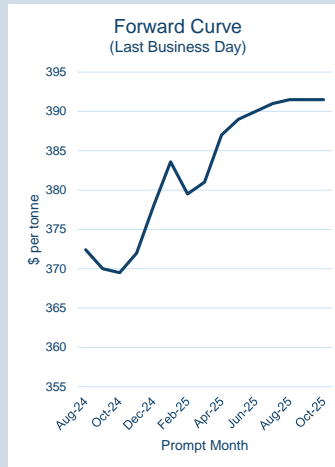


Contract specifications	
Contract Code	STD
Underlying Index	Argus' Ferrous scrap HMS 1/2 (80:20) containerised CFR Taiwan
Initial Margin	\$360 per lot (as of Jun-24)
Bloomberg Ticker	LVAA Comdty
EIKON RIC	0#CSSTF:
TT Product Code	STFCECS
CQG Product Code	LST
Lot Size	10 metric tonnes
Price Quotation	US\$ / metric tonne
Contract Type	Cash settled futures
Contract Period	Monthly out to 15 months
Trading Venues	LMeselect and Inter-office telephone
Margining	Realised variation margins applied
Trading and Clearing Fees	US\$0.30 per lot (US\$0.03 per tonne)



© The London Metal Exchange - An HKEX Company. 10 Finsbury Square, London EC2A 1AJ

The information contained within this presentation is for illustrative and educational purposes only and should not be relied upon in making any investment decision. The past performance of any commodity, derivative or other product referred to in the presentation cannot be relied upon as a guide to its future performance. Whilst every effort has been made to ensure the information is up-to-date and correct, the LME cannot guarantee that it is completely accurate and free from human error. The information is published "as is" without any warranty of any kind, express or implied, as to accuracy of the information and the LME shall not be liable for any losses or damage that may result from use of the presentation as a consequence of any inaccuracies in, or any omissions from, the information which it may contain. The information may not be reproduced, distributed or transmitted to any other person or incorporated in any way into another publication or other material.

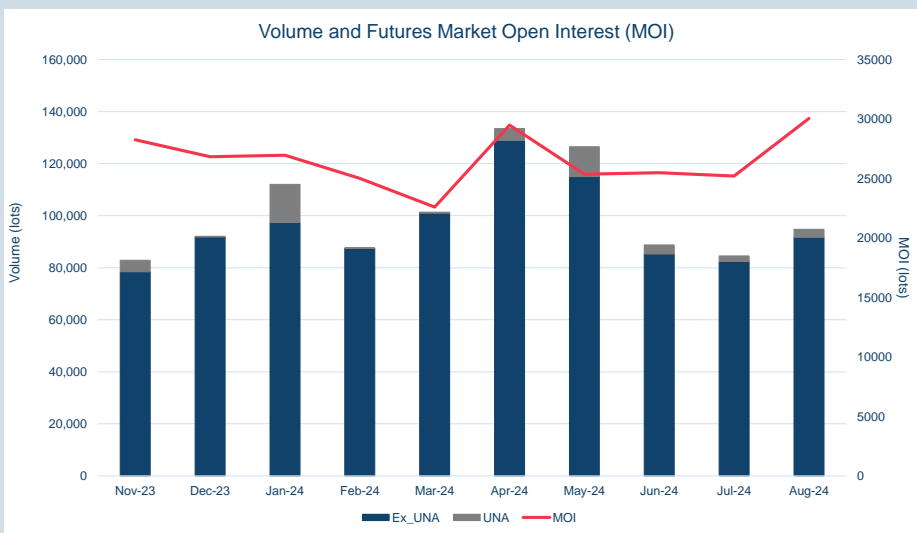


Front Month	
Average	\$374.81
Minimum	\$370.00
Maximum	\$382.50

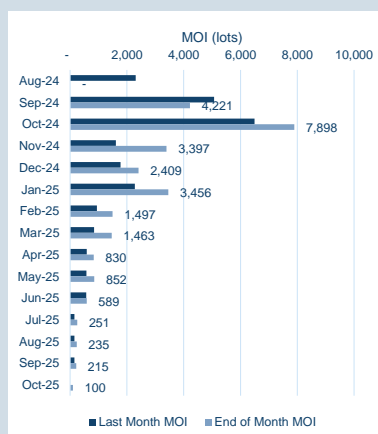
Volume (ex UNA) Aug-2024	
Lots	91,674

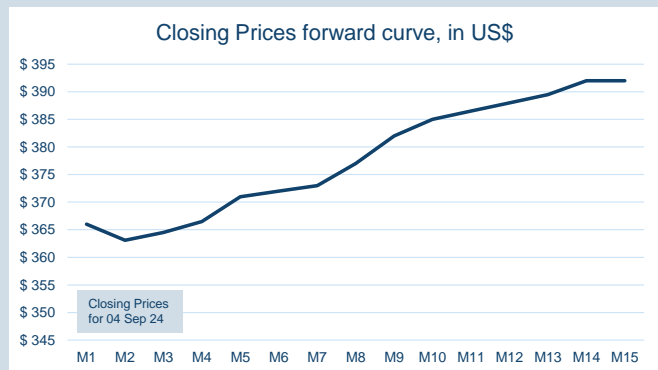
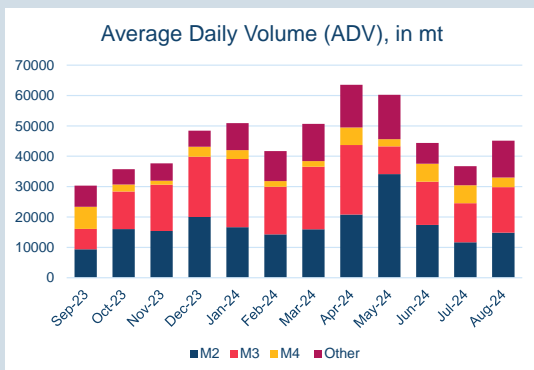
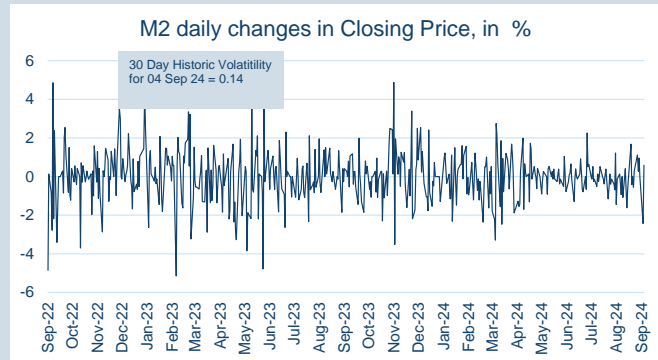
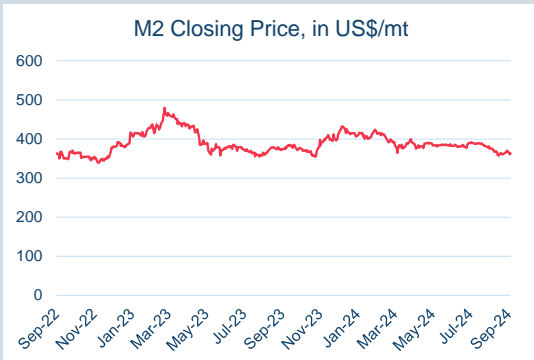
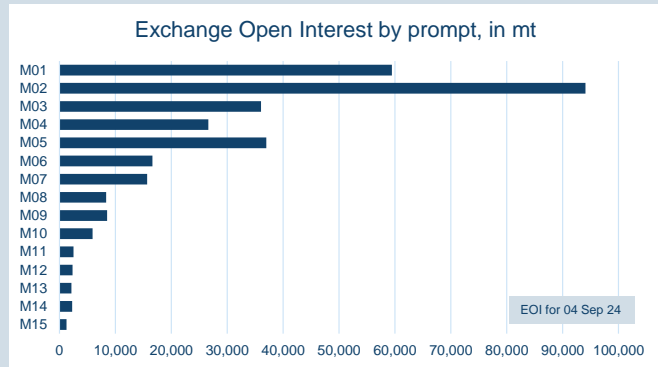
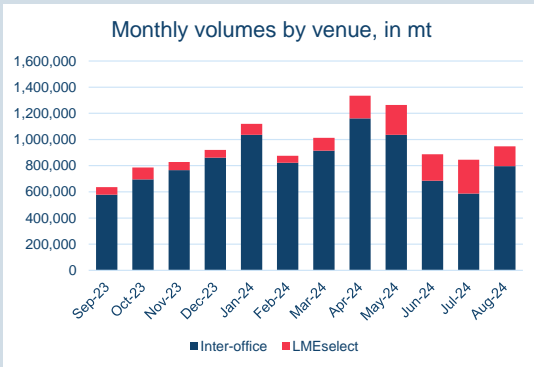
Volume (inc UNA) Aug-2024	
Lots	94,764
Tonnes	947,640

Volume Year To Date	
Lots	828,807
Tonnes	8,288,070

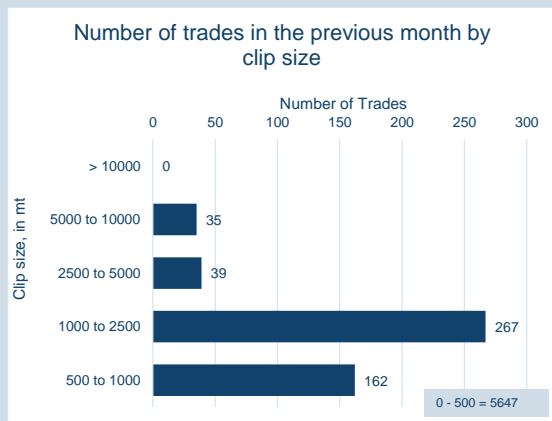


Prompt Month	End of Month - Daily Settlement	Volume (inc UNA)	End of Month - MOI
Aug-24	\$ 372.42	9,470	-
Sep-24	\$ 370.00	31,849	4,221
Oct-24	\$ 369.50	30,886	7,898
Nov-24	\$ 372.00	6,493	3,397
Dec-24	\$ 378.00	2,435	2,409
Jan-25	\$ 383.59	7,014	3,456
Feb-25	\$ 379.50	2,198	1,497
Mar-25	\$ 381.00	2,229	1,463
Apr-25	\$ 387.00	624	830
May-25	\$ 389.00	647	852
Jun-25	\$ 390.00	77	589
Jul-25	\$ 391.00	243	251
Aug-25	\$ 391.50	167	235
Sep-25	\$ 391.50	132	215
Oct-25	\$ 391.50	300	100



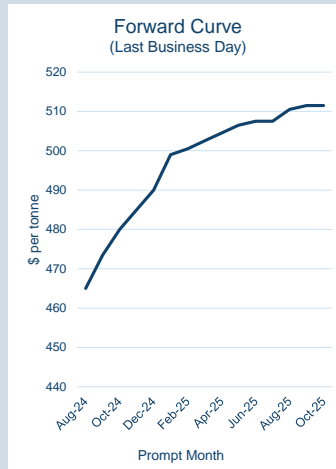


Contract specifications	
Contract Code	SCD
Underlying Index	Platts TSI HMS 1&2 (80:20) CFR Turkey
Initial Margin	\$320 per lot (as of Jun-24)
Bloomberg Ticker	JBOA Comdty
EIKON RIC	0#CSSCF:
TT Product Code	SCFCECS
CQG Product Code	SSC
Lot Size	10 metric tonnes
Price Quotation	US\$ / metric tonne
Contract Type	Cash settled futures
Contract Period	Monthly out to 15 months
Trading Venues	LMEselect and Inter-office telephone
Margining	Realised variation margins applied
Trading and Clearing Fees	US\$0.30 per lot (US\$0.03 per tonne)



© The London Metal Exchange - An HKEX Company, 10 Finsbury Square, London EC2A 1AJ

The information contained within this presentation is for illustrative and educational purposes only and should not be relied upon in making any investment decision. The past performance of any commodity, derivative or other product referred to in the presentation cannot be relied upon as a guide to its future performance. Whilst every effort has been made to ensure the information is up-to-date and correct, the LME cannot guarantee that it is completely accurate and free from human error. The information is published "as is" without any warranty of any kind, express or implied, as to accuracy of the information and the LME shall not be liable for any losses or damage that may result from use of the presentation as a consequence of any inaccuracies in, or any omissions from, the information which it may contain. The information may not be reproduced, distributed or transmitted to any other person or incorporated in any way into another publication or other material.

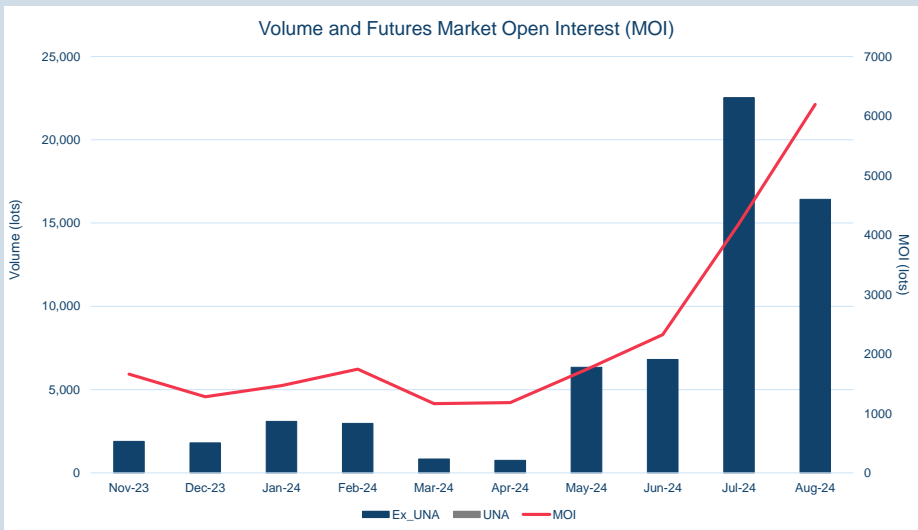


Front Month	
Average	\$474.86
Minimum	\$465.00
Maximum	\$495.50

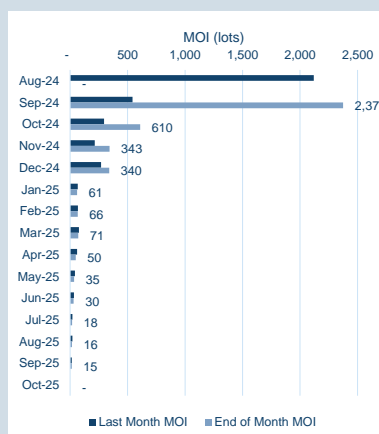
Volume (ex UNA) Aug-2024	
Lots	16,425

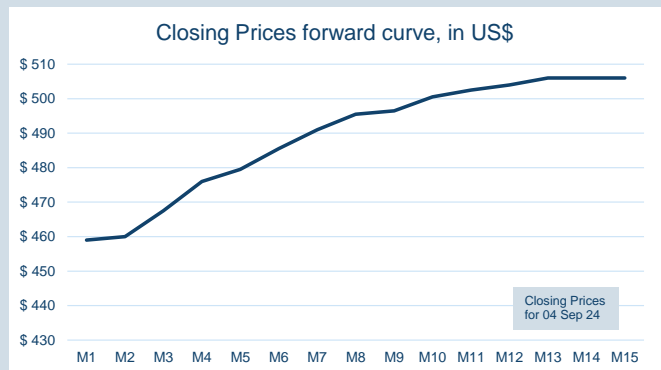
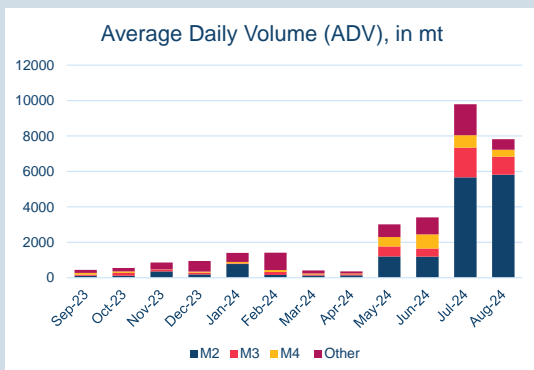
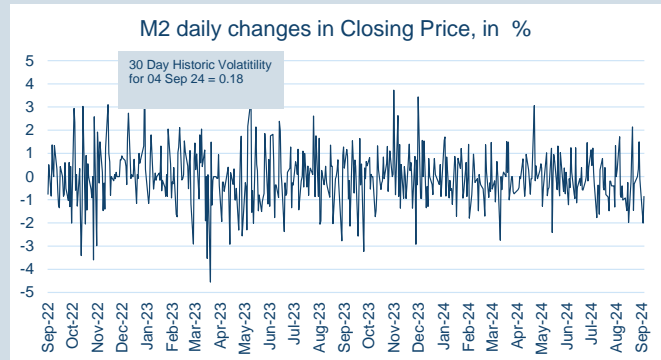
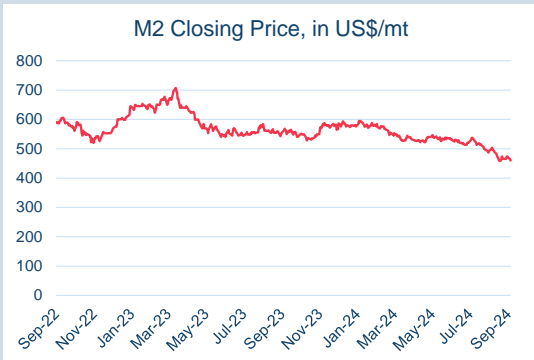
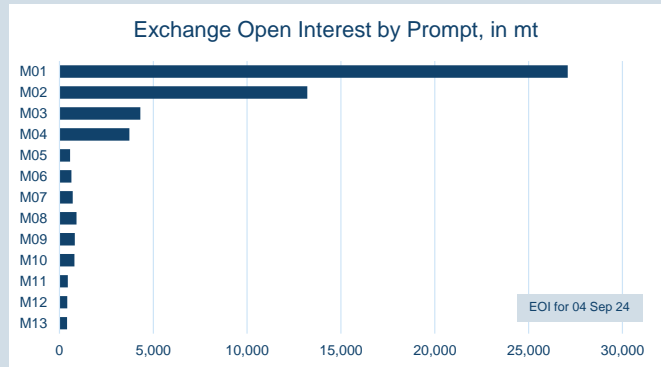
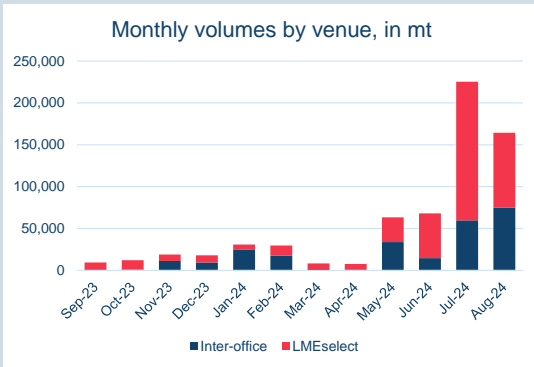
Volume (inc UNA) Aug-2024	
Lots	16,425
Tonnes	164,250

Volume Year To Date	
Lots	59,746
Tonnes	597,460

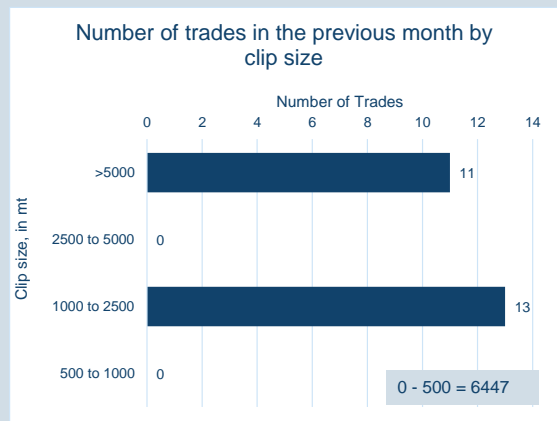


Prompt Month	End of Month - Daily Settlement	Volume (inc UNA)	End of Month - MOI
Aug-24	\$ 465.00	528	-
Sep-24	\$ 473.50	12,216	2,374
Oct-24	\$ 480.00	2,132	610
Nov-24	\$ 485.00	814	343
Dec-24	\$ 490.00	360	340
Jan-25	\$ 499.00	131	61
Feb-25	\$ 500.50	48	66
Mar-25	\$ 502.50	51	71
Apr-25	\$ 504.50	55	50
May-25	\$ 506.50	35	35
Jun-25	\$ 507.50	17	30
Jul-25	\$ 507.50	10	18
Aug-25	\$ 510.50	28	16
Sep-25	\$ 511.50	-	15
Oct-25	\$ 511.50	-	-



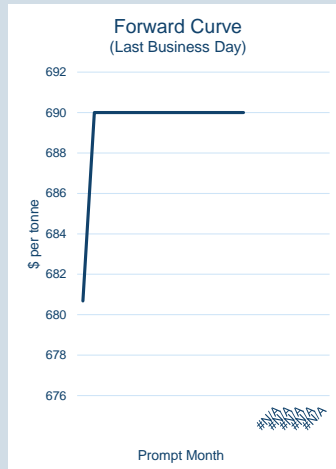


Contract specifications	
Contract Code	HCD
Underlying Index	Argus HRC FOB Tianjin China
Initial Margin	\$670 per lot (as of Jun-24)
Bloomberg Ticker	LCYA Comdty
EIKON RIC	0#CMHCF:
TT Product Code	HCFCECS
CQG Product Code	LHC
Lot Size	10 metric tonnes
Price Quotation	US\$ / metric tonne
Contract Type	Cash settled futures
Contract Period	Monthly out to 15 months
Trading Venues	LMEselect and Inter-office telephone
Margining	Realised variation margins applied
Trading and Clearing Fees	US\$0.30 per lot (US\$0.03 per tonne)



© The London Metal Exchange - An HKEX Company, 10 Finsbury Square, London EC2A 1AJ

The information contained within this presentation is for illustrative and educational purposes only and should not be relied upon in making any investment decision. The past performance of any commodity, derivative or other product referred to in the presentation cannot be relied upon as a guide to its future performance. Whilst every effort has been made to ensure the information is up-to-date and correct, the LME cannot guarantee that it is completely accurate and free from human error. The information is published "as is" without any warranty of any kind, express or implied, as to accuracy of the information and the LME shall not be liable for any losses or damage that may result from use of the presentation as a consequence of any inaccuracies in, or any omissions from, the information which it may contain. The information may not be reproduced, distributed or transmitted to any other person or incorporated in any way into another publication or other material.

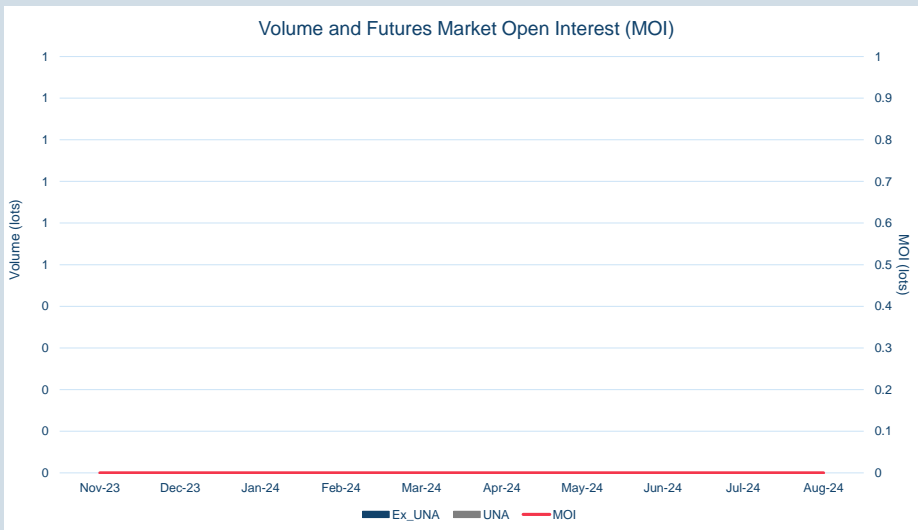


Front Month	
Average	\$674.63
Minimum	\$656.00
Maximum	\$680.68

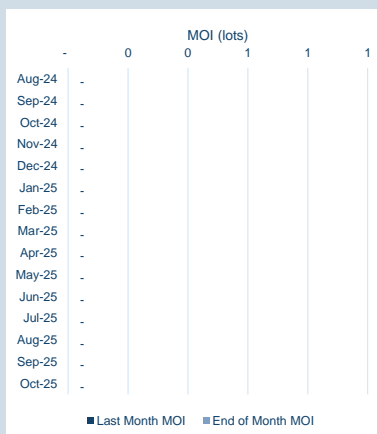
Volume (ex UNA) Aug-2024	
Lots	-

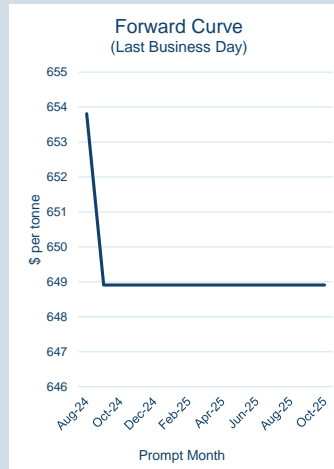
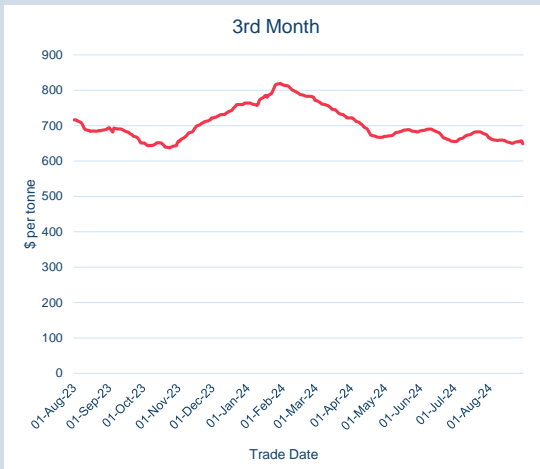
Volume (inc UNA) Aug-2024	
Lots	-
Tonnes	-

Volume Year To Date	
Lots	-
Tonnes	-



Prompt Month	End of Month - Daily Settlement	Volume (inc UNA)	End of Month - MOI
Jan-00	\$ 680.68	-	-
Jan-00	\$ 690.00	-	-
Jan-00	\$ 690.00	-	-
Jan-00	\$ 690.00	-	-
Jan-00	\$ 690.00	-	-
Jan-00	\$ 690.00	-	-
Jan-00	\$ 690.00	-	-
Jan-00	\$ 690.00	-	-
Jan-00	\$ 690.00	-	-
Jan-00	\$ 690.00	-	-
Jan-00	\$ 690.00	-	-
Jan-00	\$ 690.00	-	-
Jan-00	\$ 690.00	-	-
Jan-00	\$ 690.00	-	-
Jan-00	\$ 690.00	-	-
Jan-00	\$ 690.00	-	-
Jan-00	\$ 690.00	-	-



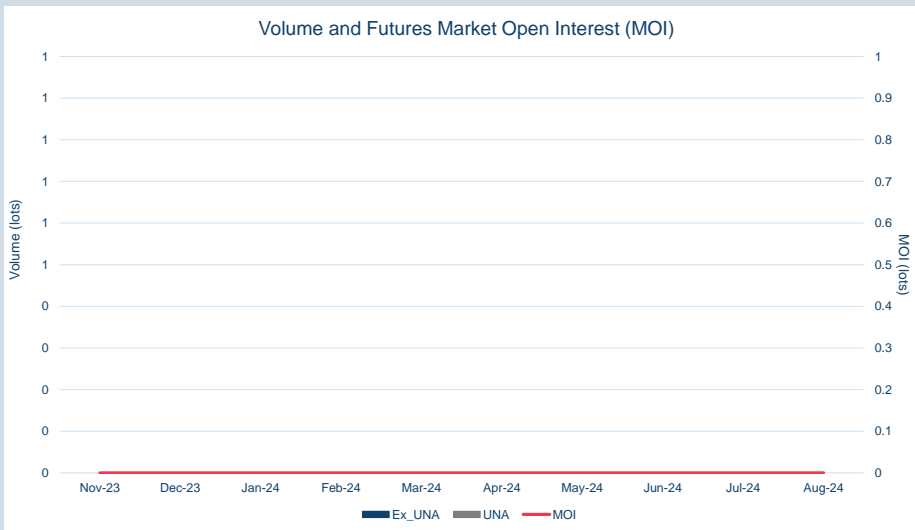


Front Month	
Average	\$656.30
Minimum	\$651.08
Maximum	\$665.66

Volume (ex UNA) Aug-2024	
Lots	-

Volume (inc UNA) Aug-2024	
Lots	-
Tonnes	-

Volume Year To Date	
Lots	-
Tonnes	-



Prompt Month	End of Month - Daily Settlement	Volume (inc UNA)	End of Month - MOI
Aug-24	\$ 653.81	-	-
Sep-24	\$ 648.91	-	-
Oct-24	\$ 648.91	-	-
Nov-24	\$ 648.91	-	-
Dec-24	\$ 648.91	-	-
Jan-25	\$ 648.91	-	-
Feb-25	\$ 648.91	-	-
Mar-25	\$ 648.91	-	-
Apr-25	\$ 648.91	-	-
May-25	\$ 648.91	-	-
Jun-25	\$ 648.91	-	-
Jul-25	\$ 648.91	-	-
Aug-25	\$ 648.91	-	-
Sep-25	\$ 648.91	-	-
Oct-25	\$ 648.91	-	-

