

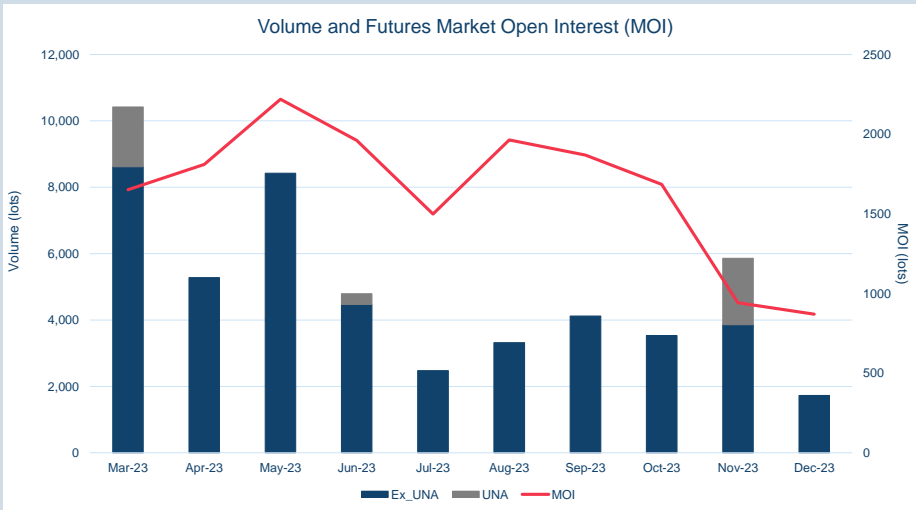


Front Month	
Average	\$603.20
Minimum	\$598.00
Maximum	\$609.00

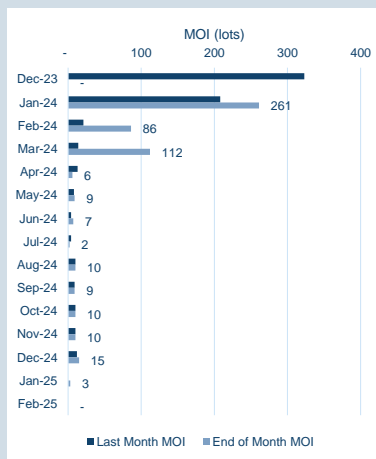
Volume (ex UNA) Dec-2023	
Lots	1,726

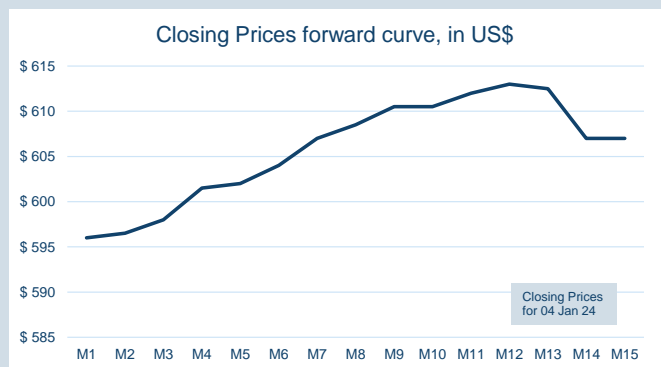
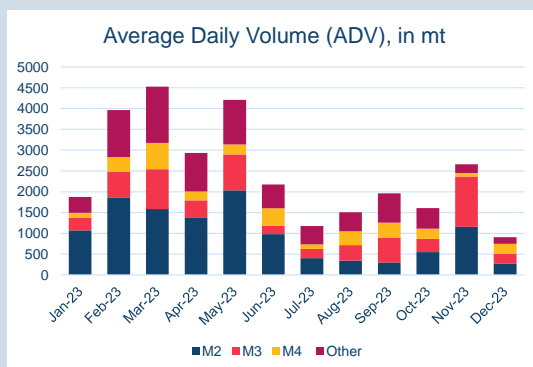
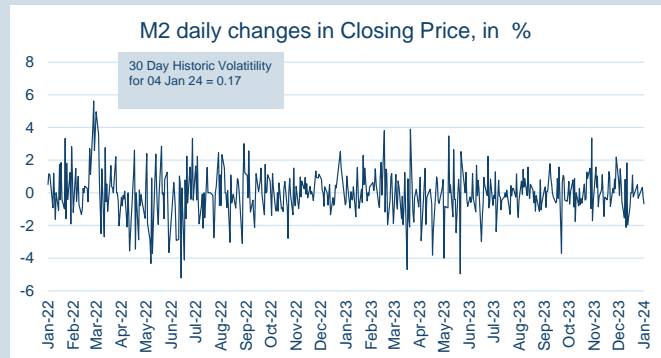
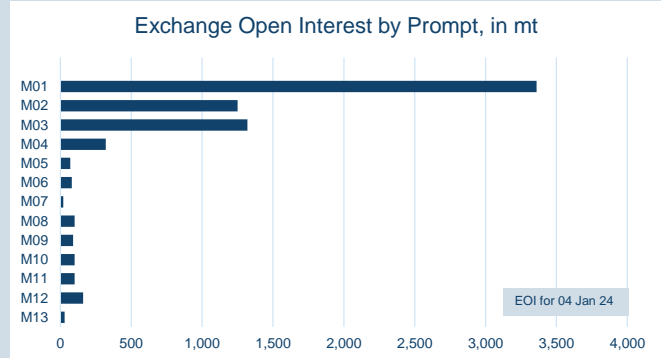
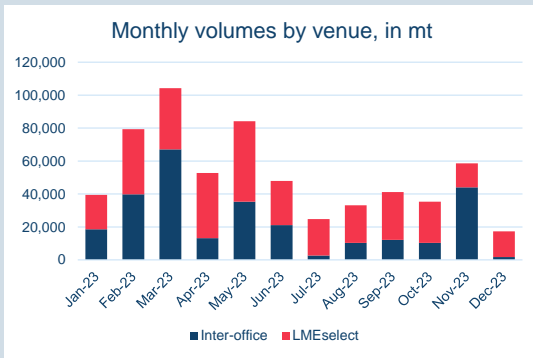
Volume (inc UNA) Dec-2023	
Lots	1,726
Tonnes	17,260

Volume Year To Date	
Lots	49,930
Tonnes	499,300

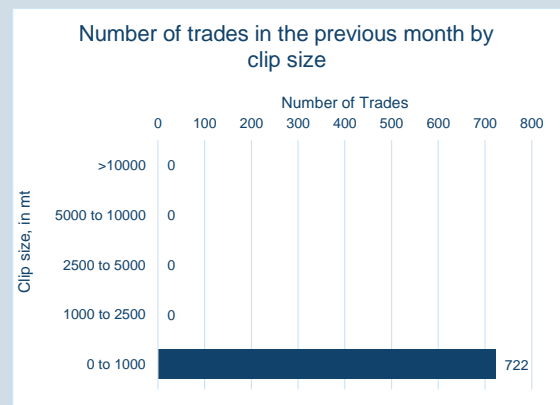


Prompt Month	End of Month - Daily Settlement	Volume (inc UNA)	End of Month - MOI
Dec-23	\$ 600.71	86	-
Jan-24	\$ 600.00	510	261
Feb-24	\$ 600.00	461	86
Mar-24	\$ 600.00	456	112
Apr-24	\$ 607.00	104	6
May-24	\$ 604.50	47	9
Jun-24	\$ 605.50	16	7
Jul-24	\$ 606.50	10	2
Aug-24	\$ 608.50	3	10
Sep-24	\$ 610.00	6	9
Oct-24	\$ 610.50	-	10
Nov-24	\$ 611.50	3	10
Dec-24	\$ 613.00	15	15
Jan-25	\$ 612.50	9	3
Feb-25	\$ 612.50	-	-



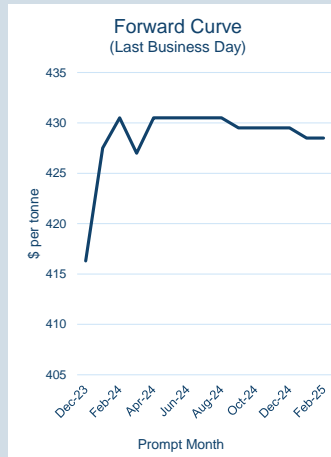


Contract specifications	
Contract Code	SRD
Underlying Index	Platts Steel Rebar FOB Turkey
Initial Margin	\$880 per lot (as of Jun-23)
Bloomberg Ticker	JBPA Comdty
EIKON RIC	0#CSRRF:
TT Product Code	SRFCECS
CQG Product Code	SSR
Lot Size	10 metric tonnes
Price Quotation	US\$ / metric tonne
Contract Type	Cash settled futures
Contract Period	Monthly out to 15 months
Trading Venues	LMEselect and Inter-office telephone
Margining	Realised variation margins applied
Trading and Clearing Fees	US\$0.30 per lot (US\$0.03 per tonne)



© The London Metal Exchange - An HKEX Company. 10 Finsbury Square, London EC2A 1AJ

The information contained within this presentation is for illustrative and educational purposes only and should not be relied upon in making any investment decision. The past performance of any commodity, derivative or other product referred to in the presentation cannot be relied upon as a guide to its future performance. Whilst every effort has been made to ensure the information is up-to-date and correct, the LME cannot guarantee that it is completely accurate and free from human error. The information is published "as is" without any warranty of any kind, express or implied, as to accuracy of the information and the LME shall not be liable for any losses or damage that may result from use of the presentation as a consequence of any inaccuracies in, or any omissions from, the information which it may contain. The information may not be reproduced, distributed or transmitted to any other person or incorporated in any way into another publication or other material.

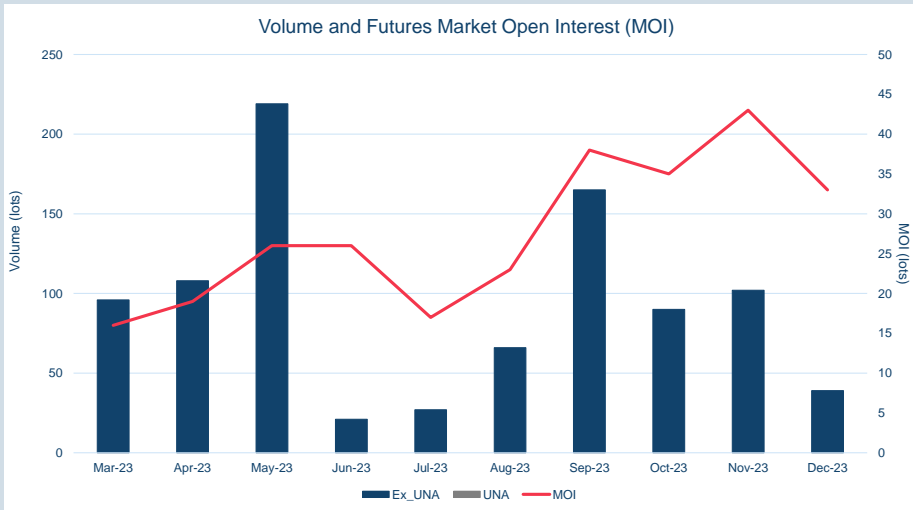


Front Month	
Average	\$436.54
Minimum	\$416.30
Maximum	\$446.50

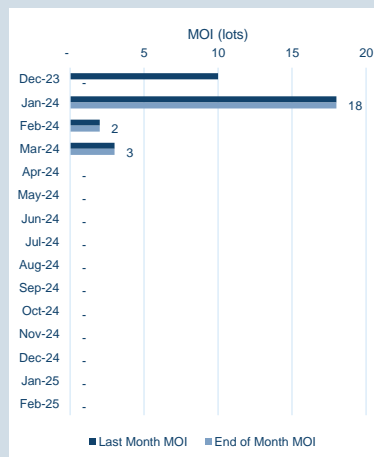
Volume (ex UNA) Dec-2023	
Lots	39

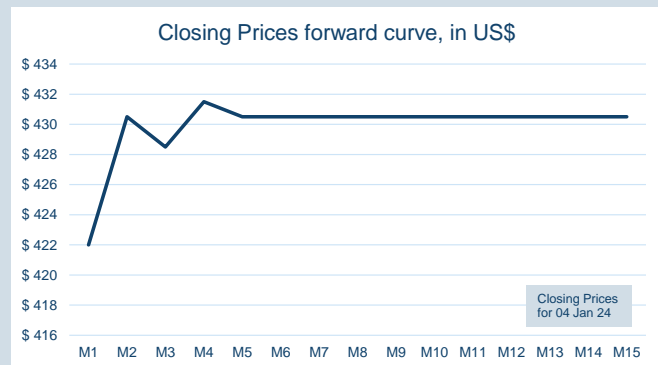
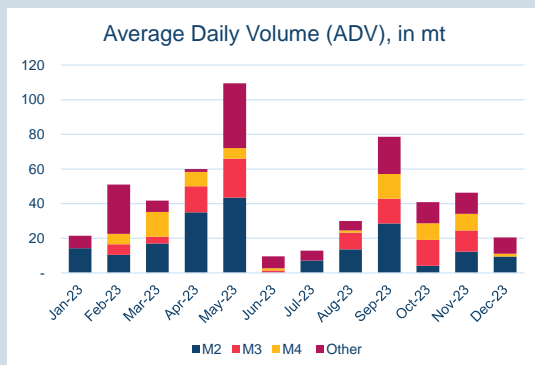
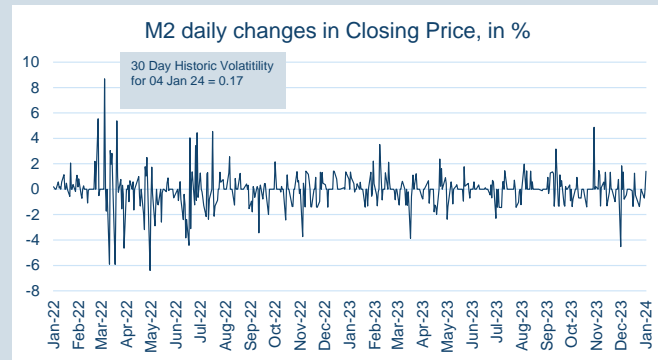
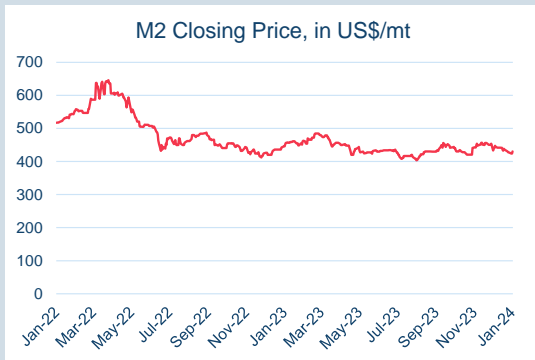
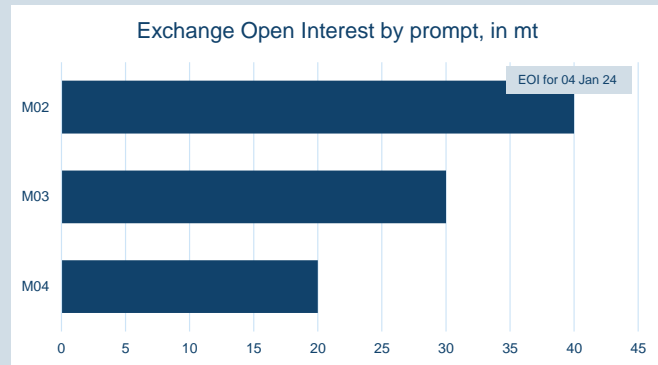
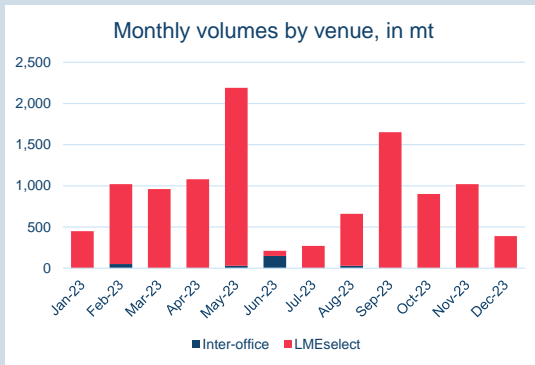
Volume (inc UNA) Dec-2023	
Lots	39
Tonnes	390

Volume Year To Date	
Lots	933
Tonnes	9,330

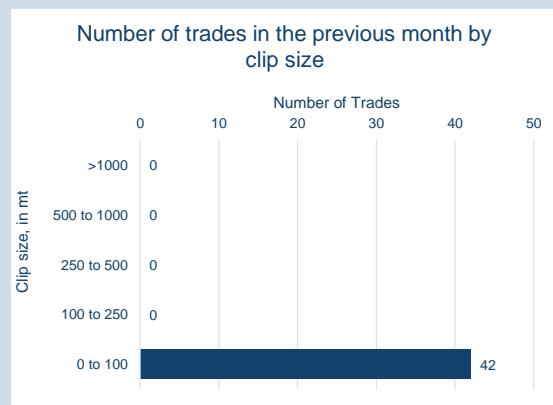


Prompt Month	End of Month - Daily Settlement	Volume (inc UNA)	End of Month - MOI
Dec-23	\$ 416.30	12	-
Jan-24	\$ 427.50	18	18
Feb-24	\$ 430.50	-	2
Mar-24	\$ 427.00	3	3
Apr-24	\$ 430.50	6	-
May-24	\$ 430.50	-	-
Jun-24	\$ 430.50	-	-
Jul-24	\$ 430.50	-	-
Aug-24	\$ 430.50	-	-
Sep-24	\$ 429.50	-	-
Oct-24	\$ 429.50	-	-
Nov-24	\$ 429.50	-	-
Dec-24	\$ 429.50	-	-
Jan-25	\$ 428.50	-	-
Feb-25	\$ 428.50	-	-



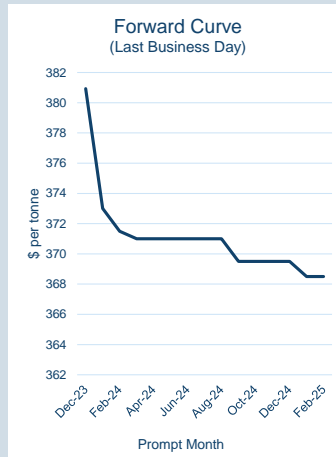


Contract specifications	
Contract Code	SID
Underlying Index	Platts' Shredded Scrap CFR Nhava Sheva
Initial Margin	\$620 per lot (as of Jun-23)
Bloomberg Ticker	LXLA Comdty
EIKON RIC	0#CSSIF:
TT Product Code	SIFCECS
CQG Product Code	LSI
Lot Size	10 metric tonnes
Price Quotation	US\$ / metric tonne
Contract Type	Cash settled futures
Contract Period	Monthly out to 15 months
Trading Venues	LMEselect and Inter-office telephone
Margining	Realised variation margins applied
Trading and Clearing Fees	US\$0.30 per lot (US\$0.03 per tonne)



© The London Metal Exchange - An HKEX Company. 10 Finsbury Square, London EC2A 1AJ

The information contained within this presentation is for illustrative and educational purposes only and should not be relied upon in making any investment decision. The past performance of any commodity, derivative or other product referred to in the presentation cannot be relied upon as a guide to its future performance. Whilst every effort has been made to ensure the information is up-to-date and correct, the LME cannot guarantee that it is completely accurate and free from human error. The information is published "as is" without any warranty of any kind, express or implied, as to accuracy of the information and the LME shall not be liable for any losses or damage that may result from use of the presentation as a consequence of any inaccuracies in, or any omissions from, the information which it may contain. The information may not be reproduced, distributed or transmitted to any other person or incorporated in any way into another publication or other material.

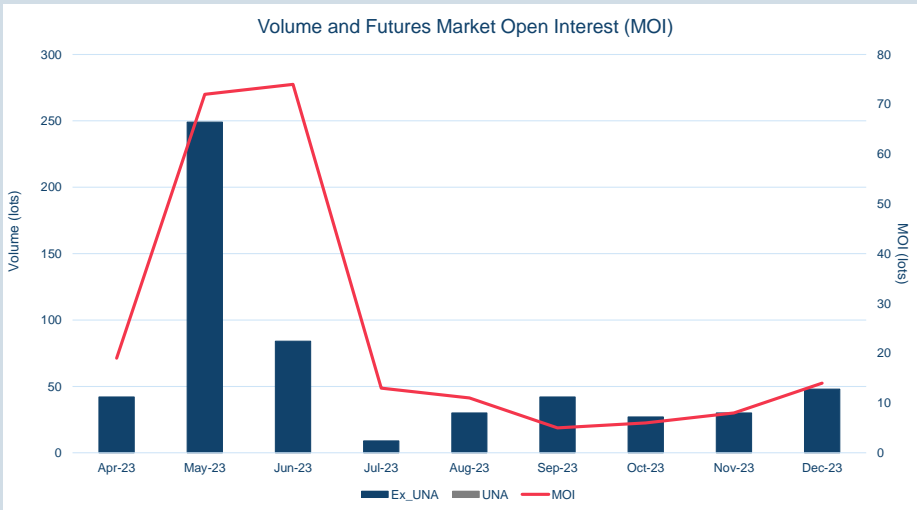


Front Month	
Average	\$379.97
Minimum	\$373.00
Maximum	\$381.50

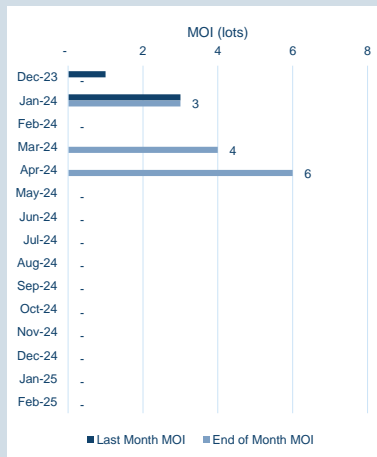
Volume (ex UNA) Dec-2023	
Lots	48

Volume (inc UNA) Dec-2023	
Lots	48
Tonnes	480

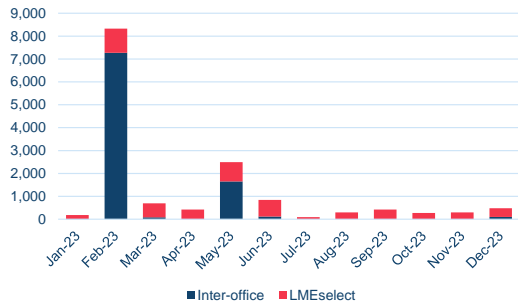
Volume Year To Date	
Lots	561
Tonnes	5,610



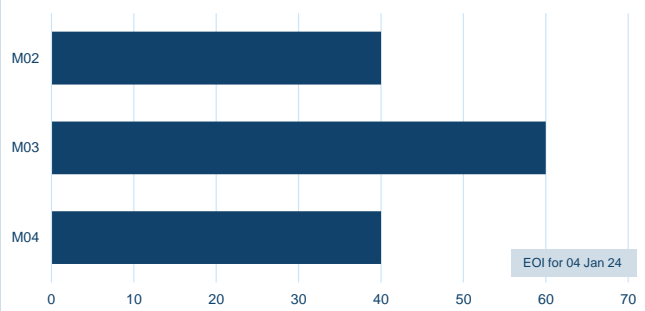
Prompt Month	End of Month - Daily Settlement	Volume (inc UNA)	End of Month - MOI
Dec-23	\$ 380.93	-	-
Jan-24	\$ 373.00	9	3
Feb-24	\$ 371.50	-	-
Mar-24	\$ 371.00	18	4
Apr-24	\$ 371.00	21	6
May-24	\$ 371.00	-	-
Jun-24	\$ 371.00	-	-
Jul-24	\$ 371.00	-	-
Aug-24	\$ 371.00	-	-
Sep-24	\$ 369.50	-	-
Oct-24	\$ 369.50	-	-
Nov-24	\$ 369.50	-	-
Dec-24	\$ 369.50	-	-
Jan-25	\$ 368.50	-	-
Feb-25	\$ 368.50	-	-



Monthly volumes by venue, in mt



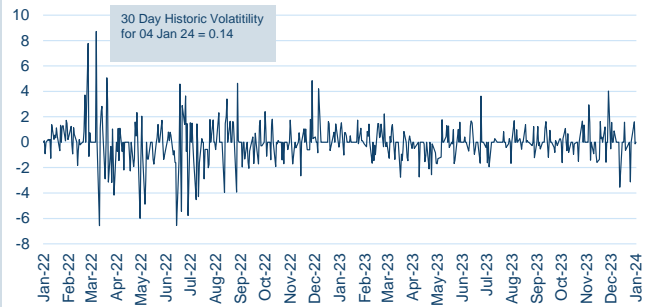
Exchange Open Interest by Prompt, in mt



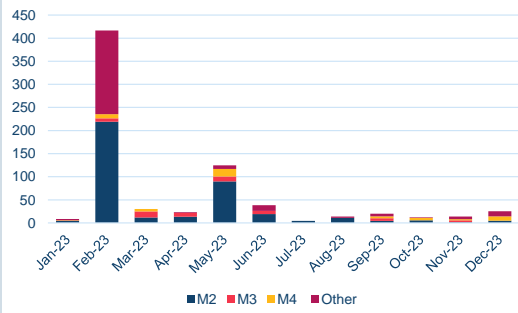
M2 Closing Price, in US\$/mt



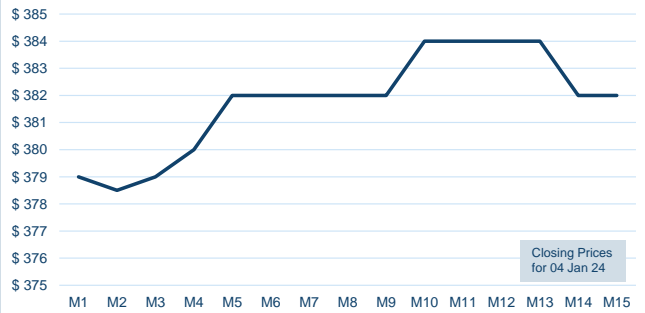
M2 daily changes in Closing Price, in %



Average Daily Volume (ADV), in mt



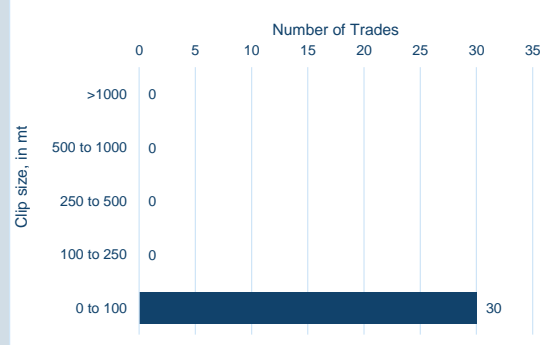
Closing Prices forward curve, in US\$



Contract specifications

Contract Code	STD
Underlying Index	Argus' Ferrous scrap HMS 1/2 (80:20) containerised CFR Taiwan
Initial Margin	\$520 per lot (as of Jun-23)
Bloomberg Ticker	LVAACmdty
EIKON RIC	0#CSSTF:
TT Product Code	STFCECS
CQG Product Code	LST
Lot Size	10 metric tonnes
Price Quotation	US\$ / metric tonne
Contract Type	Cash settled futures
Contract Period	Monthly out to 15 months
Trading Venues	LMEselect and Inter-office telephone
Margining	Realised variation margins applied
Trading and Clearing Fees	US\$0.30 per lot (US\$0.03 per tonne)

Number of trades in the previous month by clip size



© The London Metal Exchange - An HKEX Company. 10 Finsbury Square, London EC2A 1AJ

The information contained within this presentation is for illustrative and educational purposes only and should not be relied upon in making any investment decision. The past performance of any commodity, derivative or other product referred to in the presentation cannot be relied upon as a guide to its future performance. Whilst every effort has been made to ensure the information is up-to-date and correct, the LME cannot guarantee that it is completely accurate and free from human error. The information is published "as is" without any warranty of any kind, express or implied, as to accuracy of the information and the LME shall not be liable for any losses or damage that may result from use of the presentation as a consequence of any inaccuracies in, or any omissions from, the information which it may contain. The information may not be reproduced, distributed or transmitted to any other person or incorporated in any way into another publication or other material.

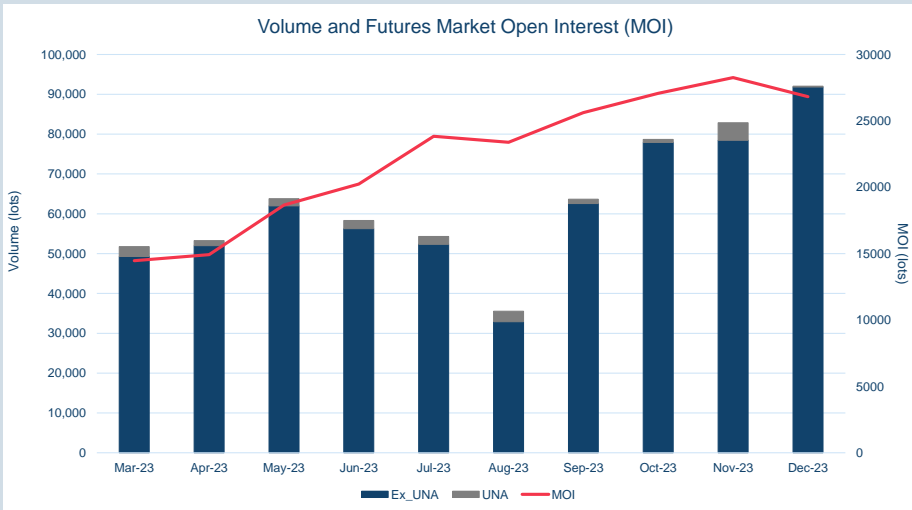


Front Month	
Average	\$423.10
Minimum	\$411.50
Maximum	\$430.00

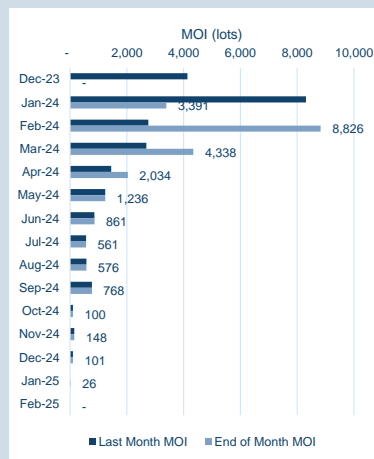
Volume (ex UNA) Dec-2023	
Lots	91,816

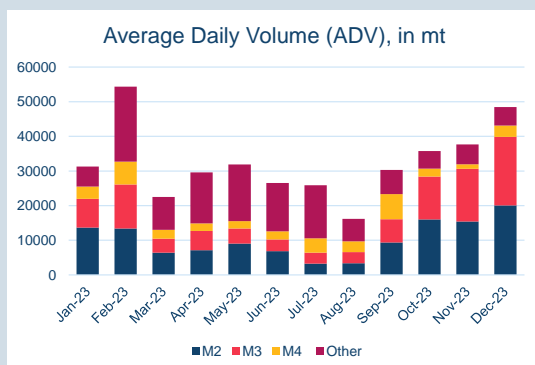
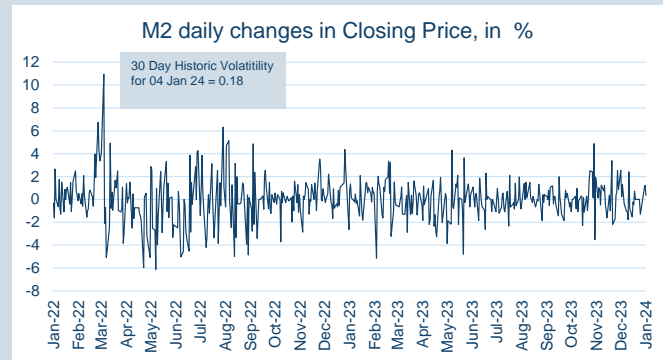
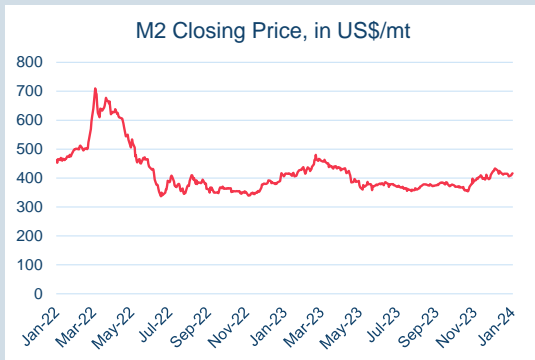
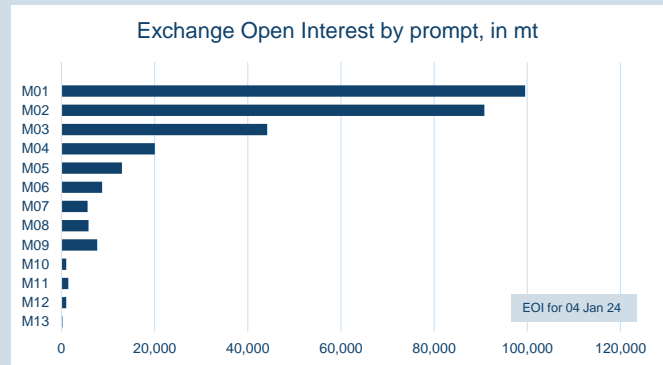
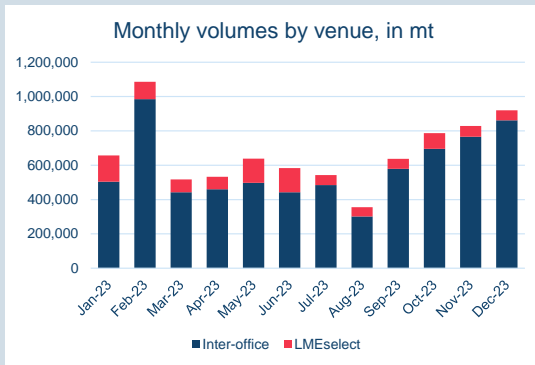
Volume (inc UNA) Dec-2023	
Lots	92,040
Tonnes	920,400

Volume Year To Date	
Lots	634,218
Tonnes	6,342,180

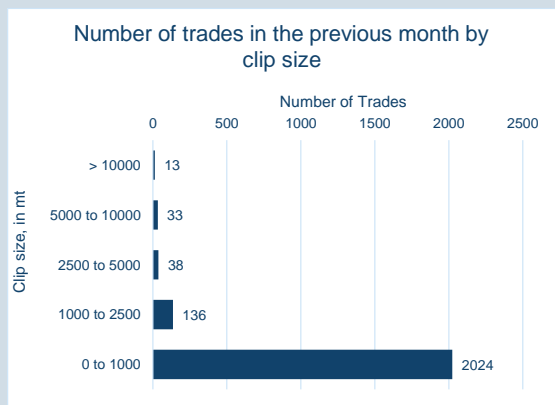


Prompt Month	End of Month - Daily Settlement	Volume (inc UNA)	End of Month - MOI
Dec-23	\$ 421.32	4,190	-
Jan-24	\$ 406.00	38,251	3,391
Feb-24	\$ 407.00	37,637	8,826
Mar-24	\$ 413.00	6,033	4,338
Apr-24	\$ 414.00	3,172	2,034
May-24	\$ 410.00	830	1,236
Jun-24	\$ 414.00	812	861
Jul-24	\$ 411.00	330	561
Aug-24	\$ 413.00	320	576
Sep-24	\$ 413.50	311	768
Oct-24	\$ 414.00	31	100
Nov-24	\$ 415.00	10	148
Dec-24	\$ 416.00	31	101
Jan-25	\$ 418.00	82	26
Feb-25	\$ 418.00	-	-



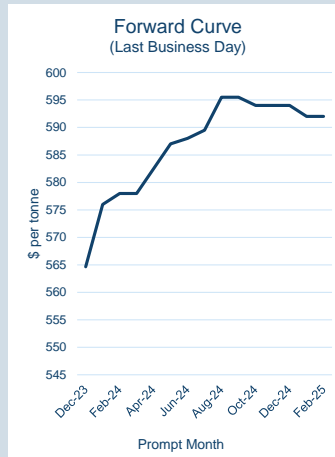


Contract specifications	
Contract Code	SCD
Underlying Index	Platts TSI HMS 1&2 (80:20) CFR Turkey
Initial Margin	\$660 per lot (as of Jun-23)
Bloomberg Ticker	JBOA Comdty
EIKON RIC	0#CSSCF:
TT Product Code	SCFCECS
CQG Product Code	SSC
Lot Size	10 metric tonnes
Price Quotation	US\$ / metric tonne
Contract Type	Cash settled futures
Contract Period	Monthly out to 15 months
Trading Venues	LMEselect and Inter-office telephone
Margining	Realised variation margins applied
Trading and Clearing Fees	US\$0.30 per lot (US\$0.03 per tonne)



© The London Metal Exchange - An HKEX Company. 10 Finsbury Square, London EC2A 1AJ

The information contained within this presentation is for illustrative and educational purposes only and should not be relied upon in making any investment decision. The past performance of any commodity, derivative or other product referred to in the presentation cannot be relied upon as a guide to its future performance. Whilst every effort has been made to ensure the information is up-to-date and correct, the LME cannot guarantee that it is completely accurate and free from human error. The information is published "as is" without any warranty of any kind, express or implied, as to accuracy of the information and the LME shall not be liable for any losses or damage that may result from use of the presentation as a consequence of any inaccuracies in, or any omissions from, the information which it may contain. The information may not be reproduced, distributed or transmitted to any other person or incorporated in any way into another publication or other material.

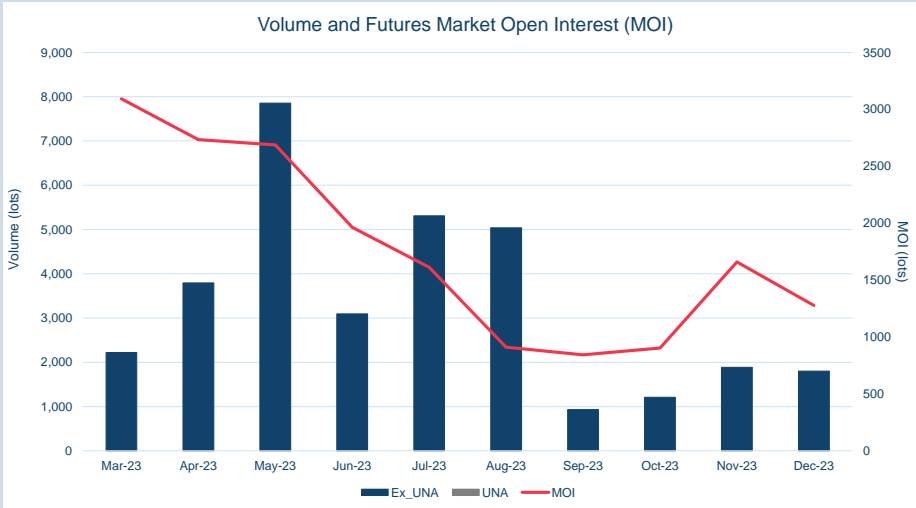


Front Month	
Average	\$563.22
Minimum	\$554.00
Maximum	\$575.00

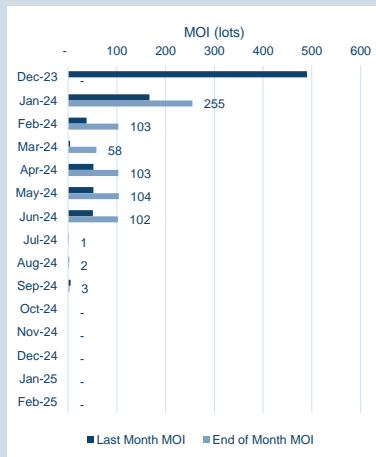
Volume (ex UNA) Dec-2023	
Lots	1,800

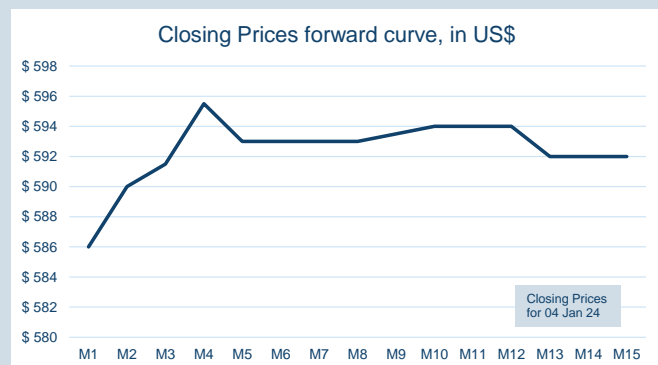
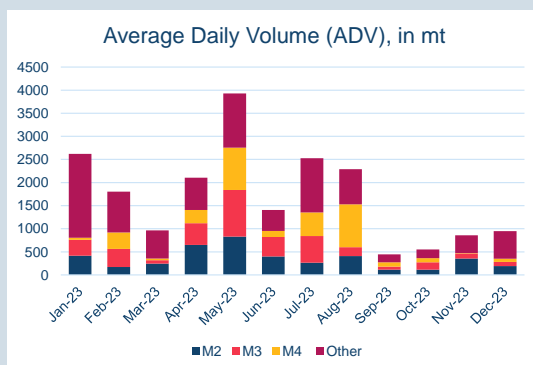
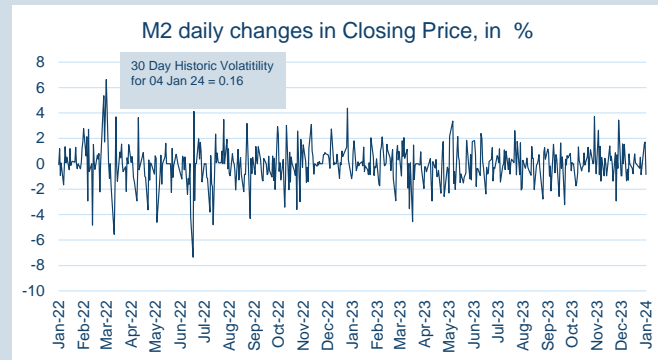
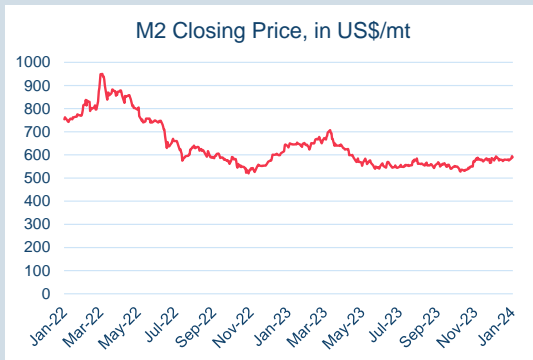
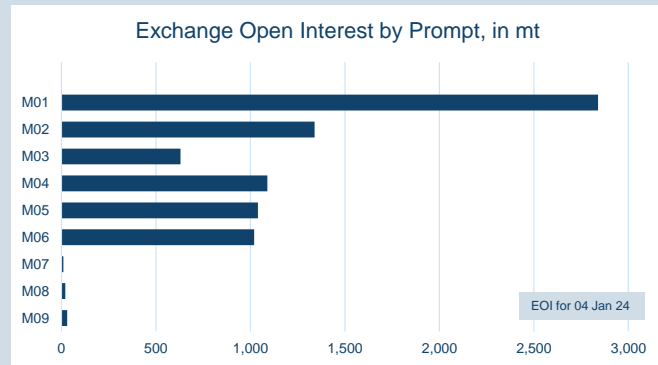
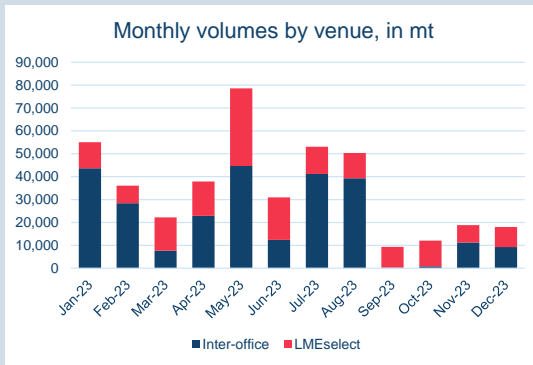
Volume (inc UNA) Dec-2023	
Lots	1,800
Tonnes	18,000

Volume Year To Date	
Lots	33,133
Tonnes	331,330

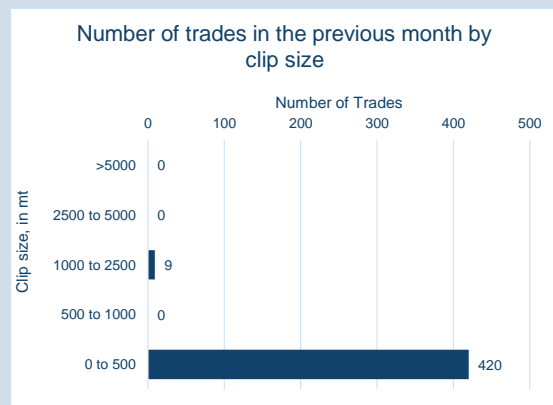


Prompt Month	End of Month - Daily Settlement	Volume (inc UNA)	End of Month - MOI
Dec-23	\$ 564.65	189	-
Jan-24	\$ 576.00	360	255
Feb-24	\$ 578.00	175	103
Mar-24	\$ 578.00	130	58
Apr-24	\$ 582.50	332	103
May-24	\$ 587.00	310	104
Jun-24	\$ 588.00	300	102
Jul-24	\$ 589.50	-	1
Aug-24	\$ 595.50	-	2
Sep-24	\$ 595.50	4	3
Oct-24	\$ 594.00	-	-
Nov-24	\$ 594.00	-	-
Dec-24	\$ 594.00	-	-
Jan-25	\$ 592.00	-	-
Feb-25	\$ 592.00	-	-



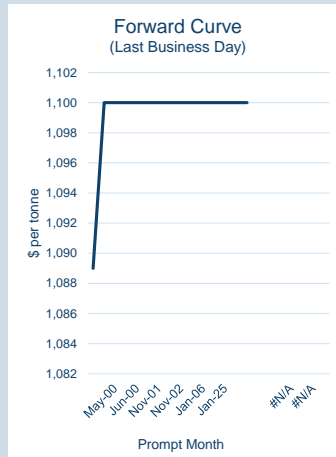
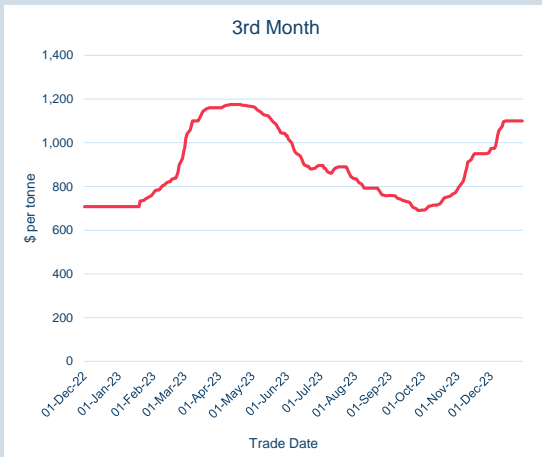


Contract specifications	
Contract Code	HCD
Underlying Index	Argus HRC FOB Tianjin China
Initial Margin	\$870 per lot (as of Jun-23)
Bloomberg Ticker	LCYA Comdty
EIKON RIC	0#CMHCF:
TT Product Code	HCFCECS
CQG Product Code	LHC
Lot Size	10 metric tonnes
Price Quotation	US\$ / metric tonne
Contract Type	Cash settled futures
Contract Period	Monthly out to 15 months
Trading Venues	LMEselect and Inter-office telephone
Margining	Realised variation margins applied
Trading and Clearing Fees	US\$0.30 per lot (US\$0.03 per tonne)



© The London Metal Exchange - An HKEX Company. 10 Finsbury Square, London EC2A 1AJ

The information contained within this presentation is for illustrative and educational purposes only and should not be relied upon in making any investment decision. The past performance of any commodity, derivative or other product referred to in the presentation cannot be relied upon as a guide to its future performance. Whilst every effort has been made to ensure the information is up-to-date and correct, the LME cannot guarantee that it is completely accurate and free from human error. The information is published "as is" without any warranty of any kind, express or implied, as to accuracy of the information and the LME shall not be liable for any losses or damage that may result from use of the presentation as a consequence of any inaccuracies in, or any omissions from, the information which it may contain. The information may not be reproduced, distributed or transmitted to any other person or incorporated in any way into another publication or other material.

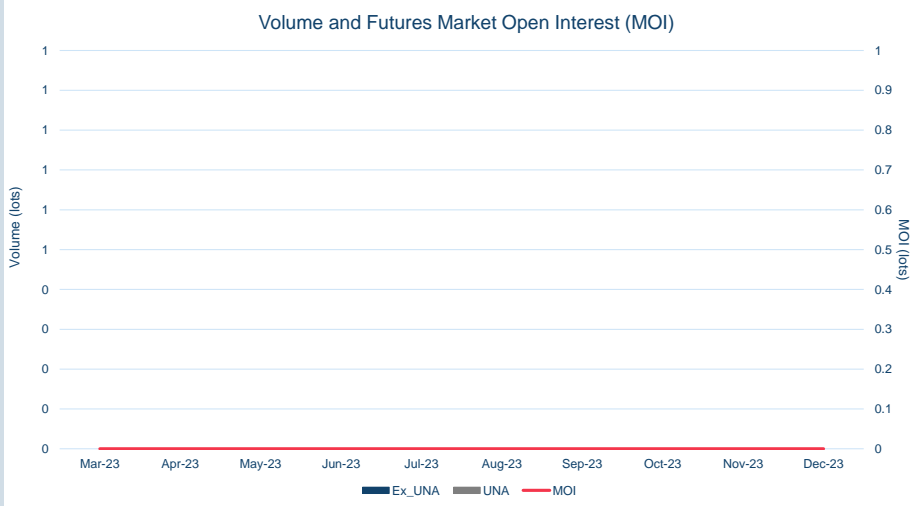


Front Month	
Average	\$1,073.08
Minimum	\$974.00
Maximum	\$1,089.52

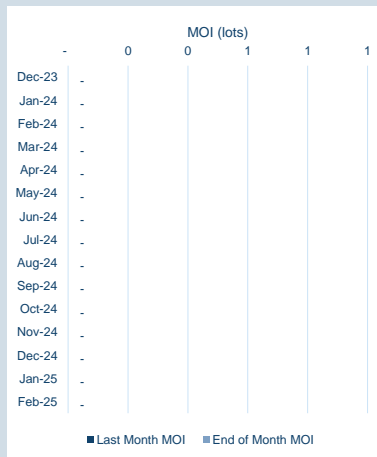
Volume (ex UNA) Dec-2023	
Lots	-

Volume (inc UNA) Dec-2023	
Lots	-
Tonnes	-

Volume Year To Date	
Lots	-
Tonnes	-

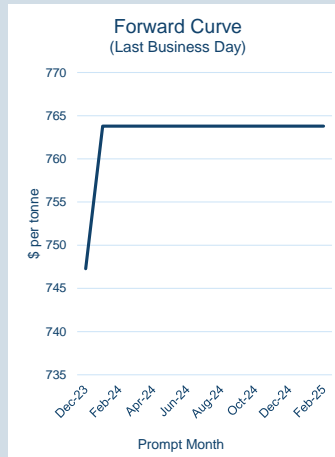


Prompt Month	End of Month - Daily Settlement	Volume (inc UNA)	End of Month - MOI
Jan-00	\$ 1,089.00	-	-
Jan-00	\$ 1,100.00	-	-
May-00	\$ 1,100.00	-	-
Aug-00	\$ 1,100.00	-	-
Jun-00	\$ 1,100.00	-	-
Jun-02	\$ 1,100.00	-	-
Nov-01	\$ 1,100.00	-	-
Dec-01	\$ 1,100.00	-	-
Nov-02	\$ 1,100.00	-	-
Nov-03	\$ 1,100.00	-	-
Jan-06	\$ 1,100.00	-	-
Aug-12	\$ 1,100.00	-	-
Jan-25	\$ 1,100.00	-	-
Jan-11	\$ 1,100.00	-	-
Jan-00	\$ 1,100.00	-	-



© The London Metal Exchange - An HKE X Company. 10 Finsbury Square, London EC2A 1AJ

The information contained within this presentation is for illustrative and educational purposes only and should not be relied upon in making any investment decision. The past performance of any commodity, derivative or other product referred to in the presentation cannot be relied upon as a guide to its future performance. Whilst every effort has been made to ensure the information is up-to-date and correct, the LME cannot guarantee that it is completely accurate and free from human error. The information is published "as is" without any warranty of any kind, express or implied, as to accuracy of the information and the LME shall not be liable for any losses or damage that may result from use of the presentation as a consequence of any inaccuracies in, or any omissions from, the information which it may contain. The information may not be reproduced, distributed or transmitted to any other person or incorporated in any way into another publication or other material.

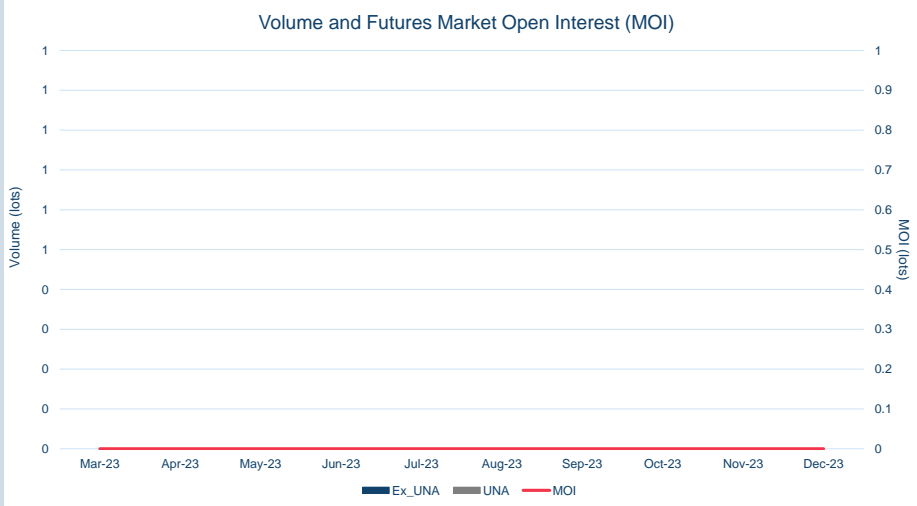


Front Month	
Average	\$737.98
Minimum	\$721.75
Maximum	\$748.48

Volume (ex UNA) Dec-2023	
Lots	-

Volume (inc UNA) Dec-2023	
Lots	-
Tonnes	-

Volume Year To Date	
Lots	-
Tonnes	-



Prompt Month	End of Month - Daily Settlement	Volume (inc UNA)	End of Month - MOI
Dec-23	\$ 747.28	-	-
Jan-24	\$ 763.79	-	-
Feb-24	\$ 763.79	-	-
Mar-24	\$ 763.79	-	-
Apr-24	\$ 763.79	-	-
May-24	\$ 763.79	-	-
Jun-24	\$ 763.79	-	-
Jul-24	\$ 763.79	-	-
Aug-24	\$ 763.79	-	-
Sep-24	\$ 763.79	-	-
Oct-24	\$ 763.79	-	-
Nov-24	\$ 763.79	-	-
Dec-24	\$ 763.79	-	-
Jan-25	\$ 763.79	-	-
Feb-25	\$ 763.79	-	-

