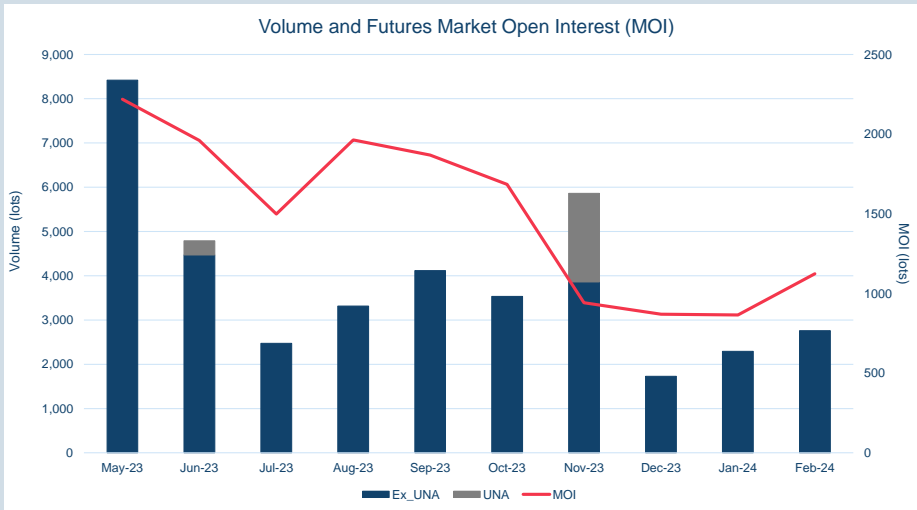


Front Month	
Average	\$609.15
Minimum	\$605.00
Maximum	\$619.50

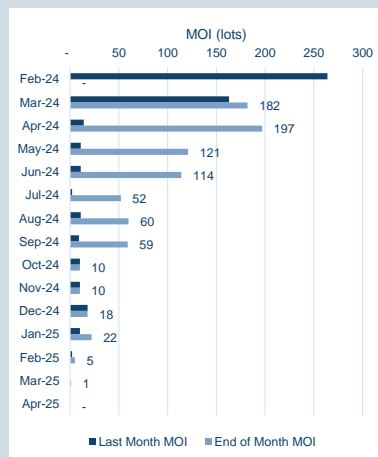
Volume (ex UNA) Feb-2024	
Lots	2,759

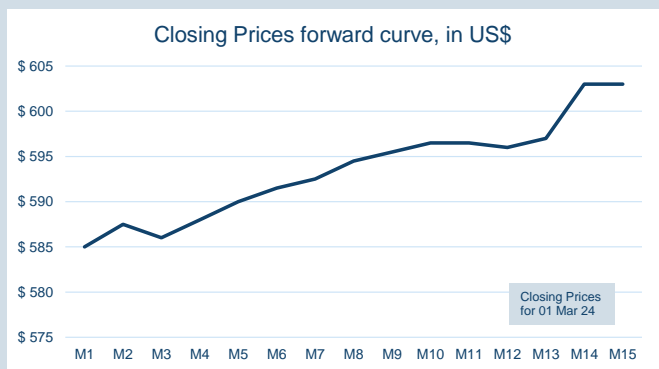
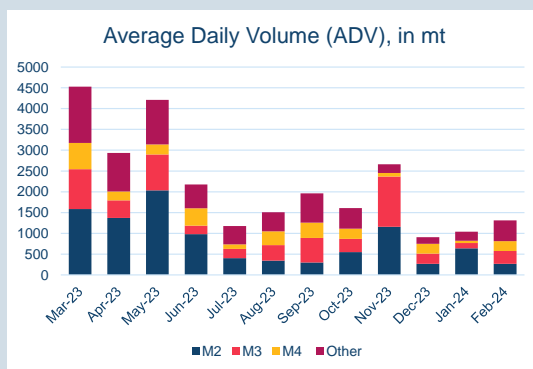
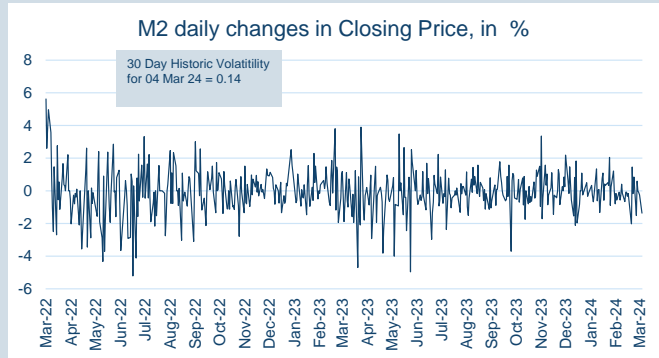
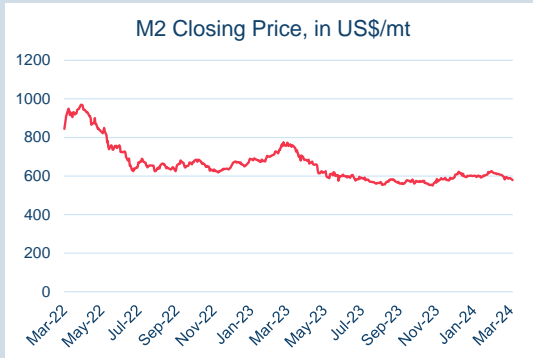
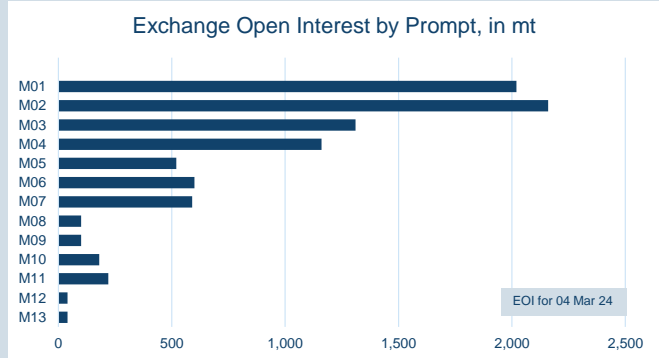
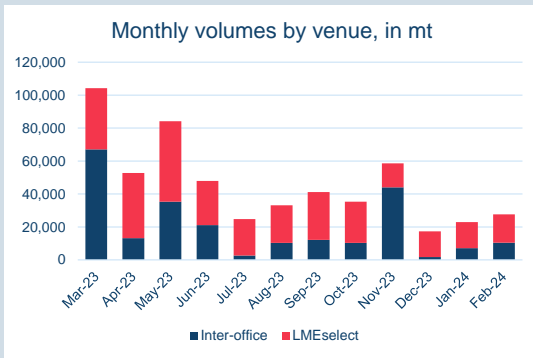
Volume (inc UNA) Feb-2024	
Lots	2,759
Tonnes	27,590

Volume Year To Date	
Lots	5,050
Tonnes	50,500

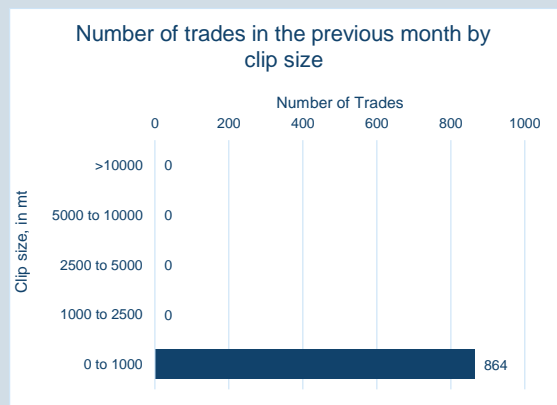


Prompt Month	End of Month - Daily Settlement	Volume (inc UNA)	End of Month - MOI
Feb-24	\$ 607.69	115	-
Mar-24	\$ 589.00	562	182
Apr-24	\$ 592.00	644	197
May-24	\$ 591.00	501	121
Jun-24	\$ 592.00	339	114
Jul-24	\$ 592.50	173	52
Aug-24	\$ 593.50	158	60
Sep-24	\$ 597.50	159	59
Oct-24	\$ 600.00	9	10
Nov-24	\$ 602.00	12	10
Dec-24	\$ 602.00	33	18
Jan-25	\$ 602.00	36	22
Feb-25	\$ 602.50	12	5
Mar-25	\$ 603.00	6	1
Apr-25	\$ 603.00	-	-





Contract specifications	
Contract Code	SRD
Underlying Index	Platts Steel Rebar FOB Turkey
Initial Margin	\$880 per lot (as of Jan-24)
Bloomberg Ticker	JBPA Comdty
EIKON RIC	0#CSRRF:
TT Product Code	SRFCECS
CQG Product Code	SSR
Lot Size	10 metric tonnes
Price Quotation	US\$ / metric tonne
Contract Type	Cash settled futures
Contract Period	Monthly out to 15 months
Trading Venues	LMEselect and Inter-office telephone
Margining	Realised variation margins applied
Trading and Clearing Fees	US\$0.30 per lot (US\$0.03 per tonne)



© The London Metal Exchange - An HKEX Company. 10 Finsbury Square, London EC2A 1AJ

The information contained within this presentation is for illustrative and educational purposes only and should not be relied upon in making any investment decision. The past performance of any commodity, derivative or other product referred to in the presentation cannot be relied upon as a guide to its future performance. Whilst every effort has been made to ensure the information is up-to-date and correct, the LME cannot guarantee that it is completely accurate and free from human error. The information is published "as is" without any warranty of any kind, express or implied, as to accuracy of the information and the LME shall not be liable for any losses or damage that may result from use of the presentation as a consequence of any inaccuracies in, or any omissions from, the information which it may contain. The information may not be reproduced, distributed or transmitted to any other person or incorporated in any way into another publication or other material.

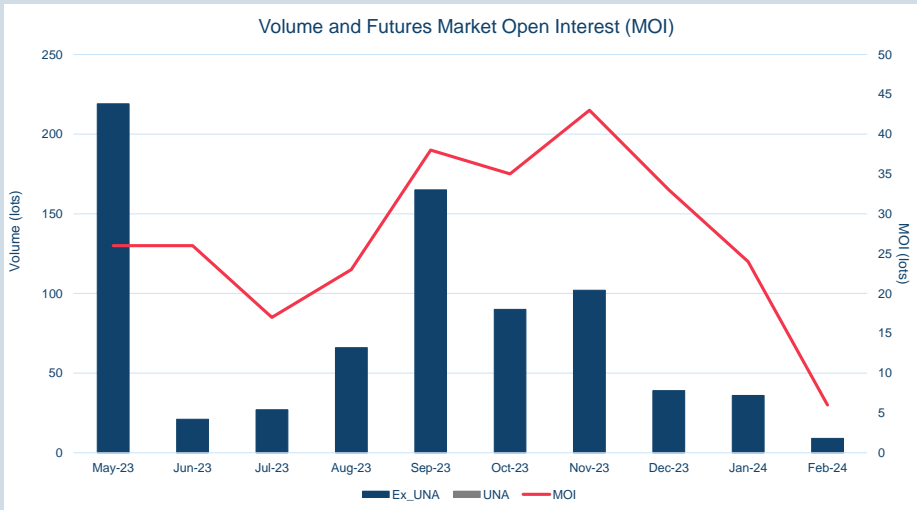


Front Month	
Average	\$415.27
Minimum	\$411.00
Maximum	\$417.00

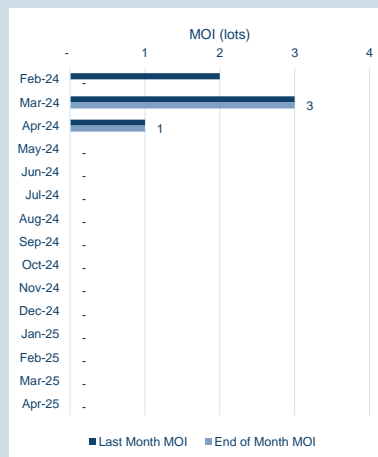
Volume (ex UNA) Feb-2024	
Lots	9

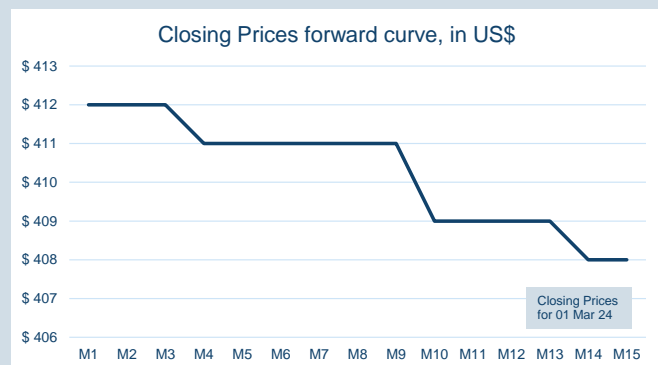
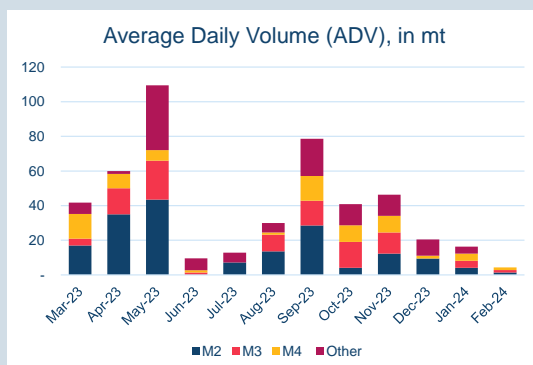
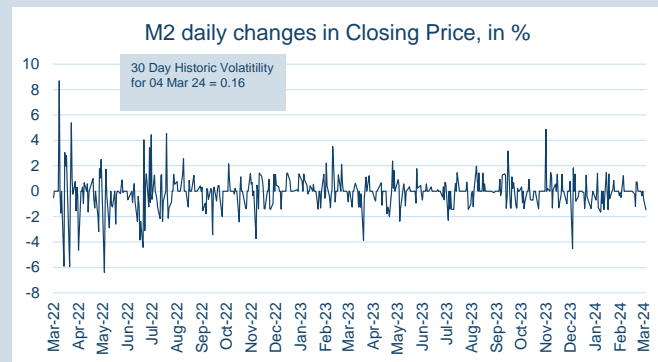
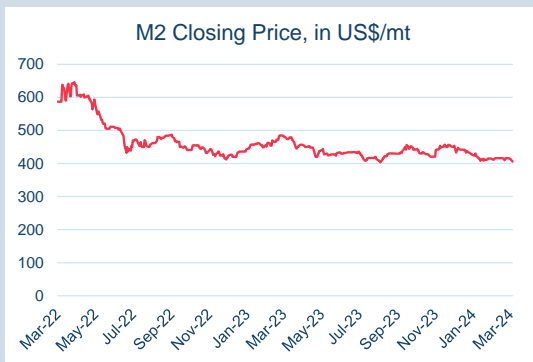
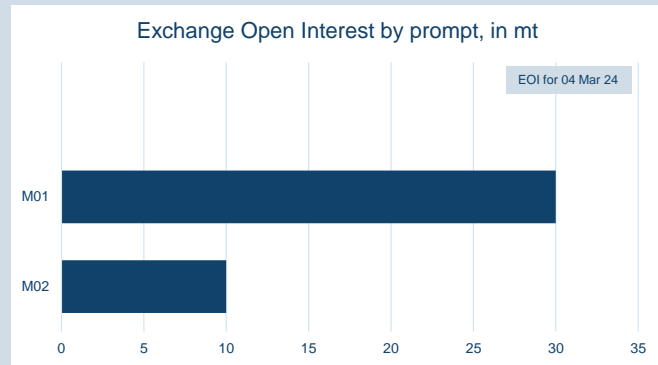
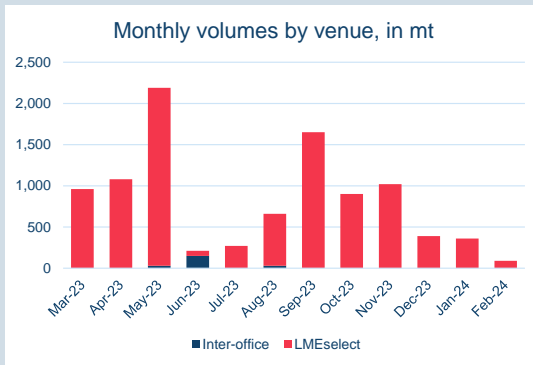
Volume (inc UNA) Feb-2024	
Lots	9
Tonnes	90

Volume Year To Date	
Lots	45
Tonnes	450

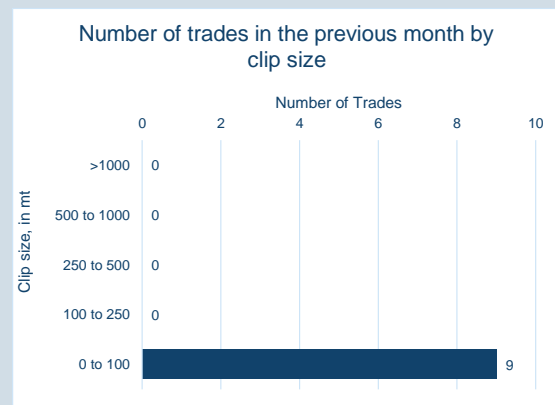


Prompt Month	End of Month - Daily Settlement	Volume (inc UNA)	End of Month - MOI
Feb-24	\$ 412.25	-	-
Mar-24	\$ 414.50	3	3
Apr-24	\$ 414.50	3	1
May-24	\$ 414.00	3	-
Jun-24	\$ 413.50	-	-
Jul-24	\$ 413.50	-	-
Aug-24	\$ 413.50	-	-
Sep-24	\$ 413.50	-	-
Oct-24	\$ 413.50	-	-
Nov-24	\$ 411.50	-	-
Dec-24	\$ 411.50	-	-
Jan-25	\$ 411.50	-	-
Feb-25	\$ 411.50	-	-
Mar-25	\$ 410.50	-	-
Apr-25	\$ 410.50	-	-



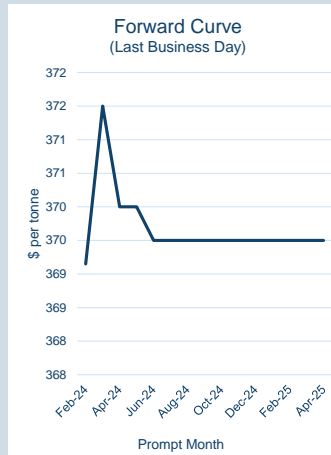


Contract specifications	
Contract Code	SID
Underlying Index	Platts' Shredded Scrap CFR Nhava Sheva
Initial Margin	\$620 per lot (as of Jan-24)
Bloomberg Ticker	LXLA Comdty
EIKON RIC	0#CSSIF:
TT Product Code	SIFCECS
CQG Product Code	LSI
Lot Size	10 metric tonnes
Price Quotation	US\$ / metric tonne
Contract Type	Cash settled futures
Contract Period	Monthly out to 15 months
Trading Venues	LMEselect and Inter-office telephone
Margining	Realised variation margins applied
Trading and Clearing Fees	US\$0.30 per lot (US\$0.03 per tonne)



© The London Metal Exchange - An HKEX Company. 10 Finsbury Square, London EC2A 1AJ

The information contained within this presentation is for illustrative and educational purposes only and should not be relied upon in making any investment decision. The past performance of any commodity, derivative or other product referred to in the presentation cannot be relied upon as a guide to its future performance. Whilst every effort has been made to ensure the information is up-to-date and correct, the LME cannot guarantee that it is completely accurate and free from human error. The information is published "as is" without any warranty of any kind, express or implied, as to accuracy of the information and the LME shall not be liable for any losses or damage that may result from use of the presentation as a consequence of any inaccuracies in, or any omissions from, the information which it may contain. The information may not be reproduced, distributed or transmitted to any other person or incorporated in any way into another publication or other material.

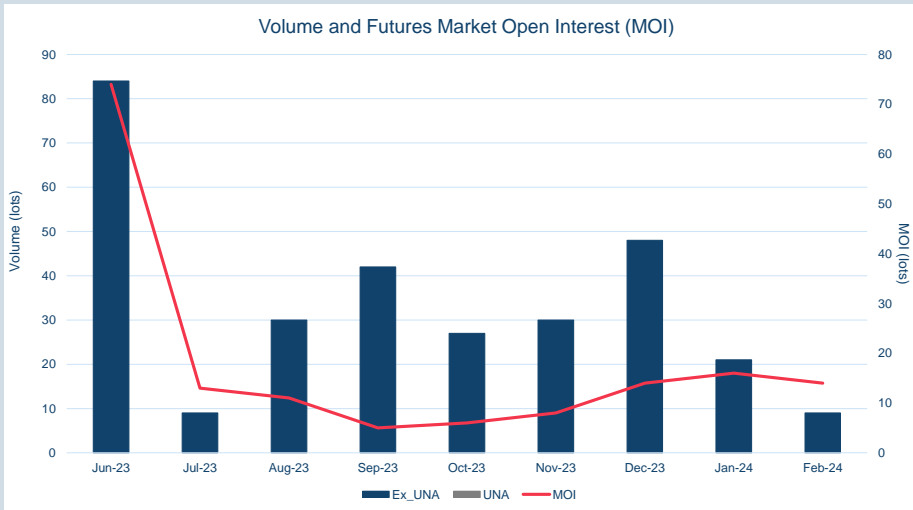


Front Month	
Average	\$374.53
Minimum	\$369.15
Maximum	\$377.00

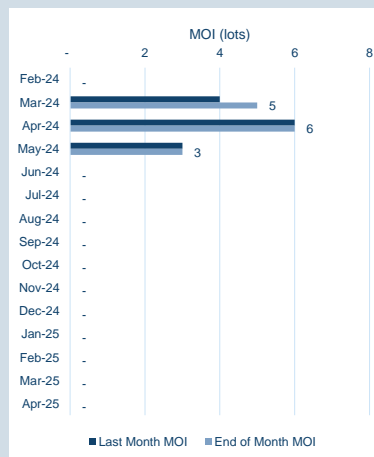
Volume (ex UNA) Feb-2024	
Lots	9

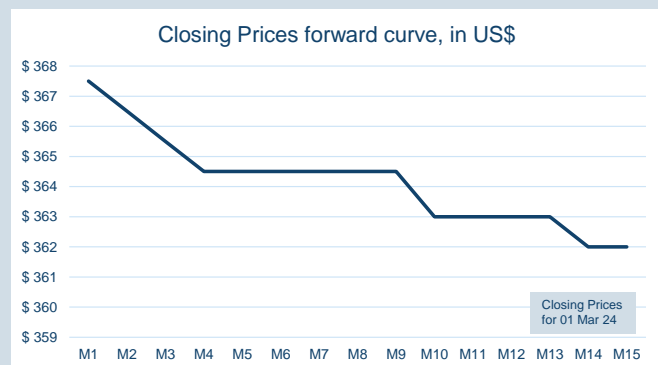
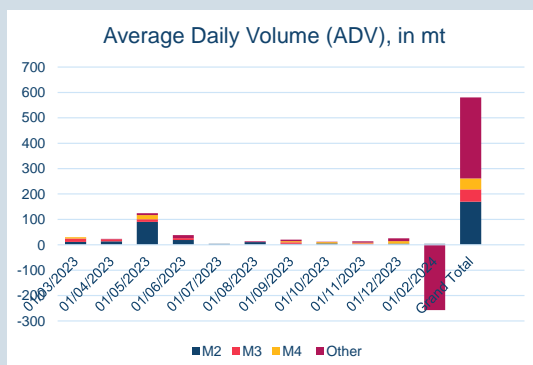
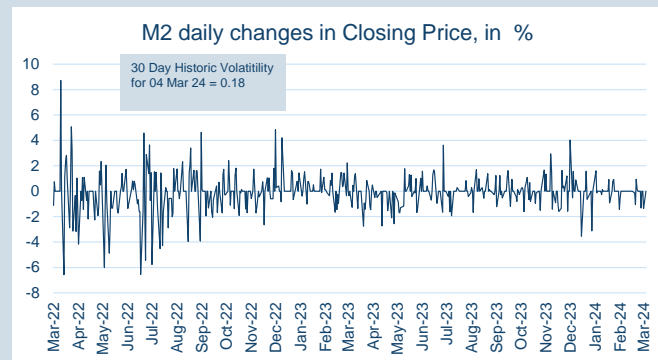
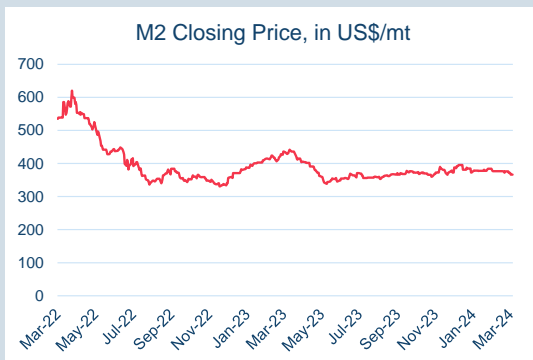
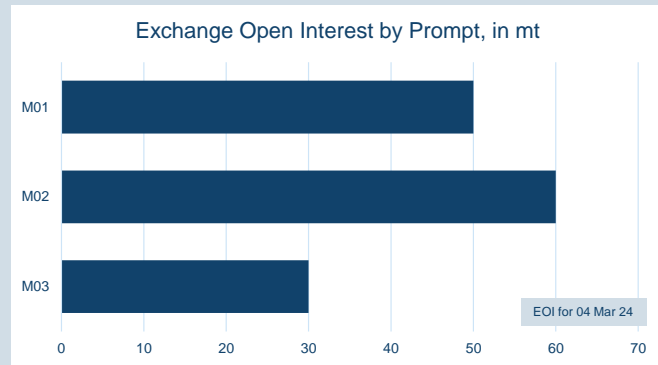
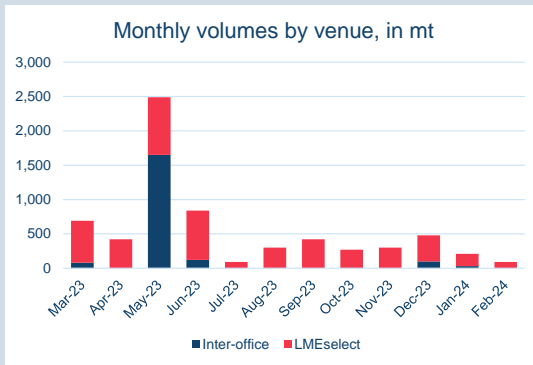
Volume (inc UNA) Feb-2024	
Lots	9
Tonnes	90

Volume Year To Date	
Lots	30
Tonnes	300

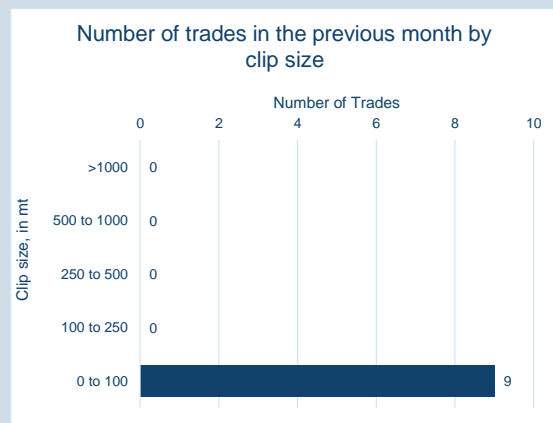


Prompt Month	End of Month - Daily Settlement	Volume (inc UNA)	End of Month - MOI
Feb-24	\$ 369.15	-	-
Mar-24	\$ 371.50	9	5
Apr-24	\$ 370.00	-	6
May-24	\$ 370.00	-	3
Jun-24	\$ 369.50	-	-
Jul-24	\$ 369.50	-	-
Aug-24	\$ 369.50	-	-
Sep-24	\$ 369.50	-	-
Oct-24	\$ 369.50	-	-
Nov-24	\$ 369.50	-	-
Dec-24	\$ 369.50	-	-
Jan-25	\$ 369.50	-	-
Feb-25	\$ 369.50	-	-
Mar-25	\$ 369.50	-	-
Apr-25	\$ 369.50	-	-



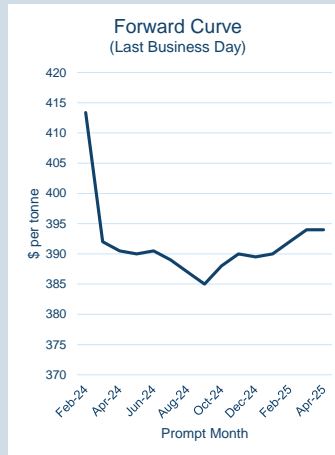


Contract specifications	
Contract Code	STD
Underlying Index	Argus' Ferrous scrap HMS 1/2 (80:20) containerised CFR Taiwan
Initial Margin	\$520 per lot (as of Jan-24)
Bloomberg Ticker	LVAACmdty
EIKON RIC	0#CSSTF:
TT Product Code	STFCECS
CQG Product Code	LST
Lot Size	10 metric tonnes
Price Quotation	US\$ / metric tonne
Contract Type	Cash settled futures
Contract Period	Monthly out to 15 months
Trading Venues	LMEselect and Inter-office telephone
Margining	Realised variation margins applied
Trading and Clearing Fees	US\$0.30 per lot (US\$0.03 per tonne)



© The London Metal Exchange - An HKEX Company. 10 Finsbury Square, London EC2A 1AJ

The information contained within this presentation is for illustrative and educational purposes only and should not be relied upon in making any investment decision. The past performance of any commodity, derivative or other product referred to in the presentation cannot be relied upon as a guide to its future performance. Whilst every effort has been made to ensure the information is up-to-date and correct, the LME cannot guarantee that it is completely accurate and free from human error. The information is published "as is" without any warranty of any kind, express or implied, as to accuracy of the information and the LME shall not be liable for any losses or damage that may result from use of the presentation as a consequence of any inaccuracies in, or any omissions from, the information which it may contain. The information may not be reproduced, distributed or transmitted to any other person or incorporated in any way into another publication or other material.

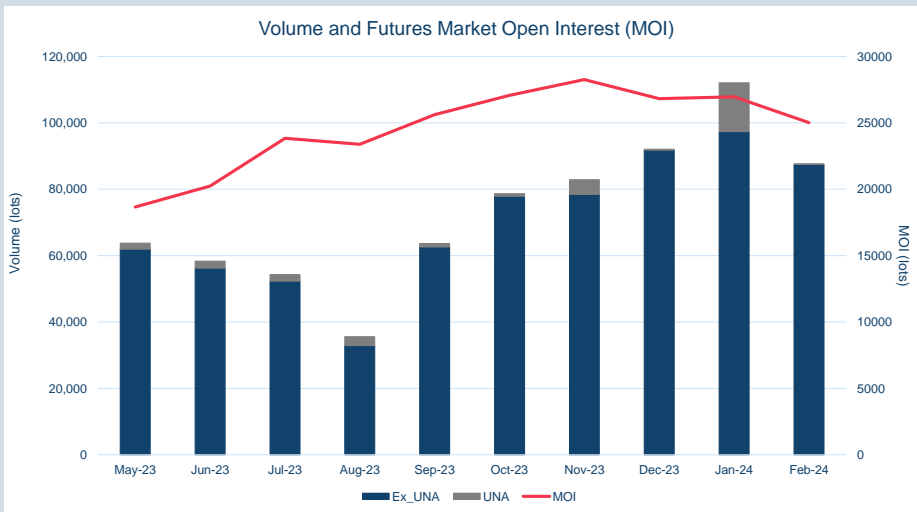


Front Month	
Average	\$416.16
Minimum	\$412.50
Maximum	\$420.50

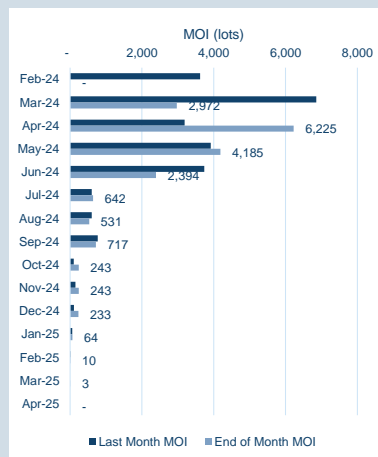
Volume (ex UNA) Feb-2024	
Lots	87,521

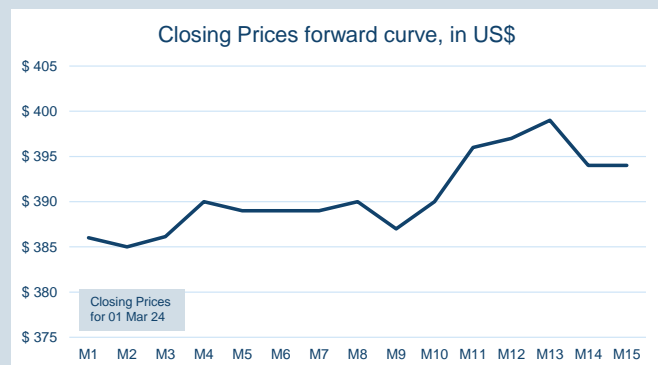
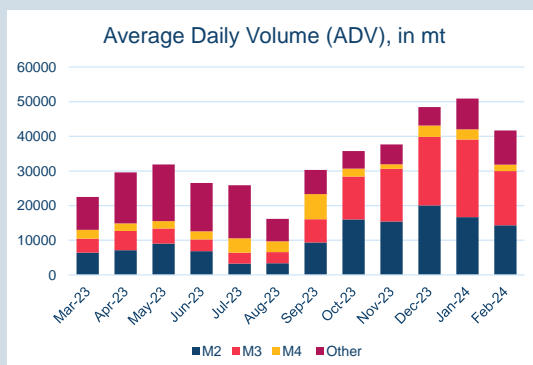
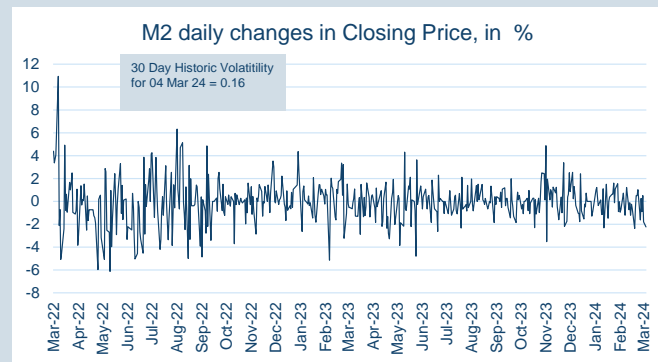
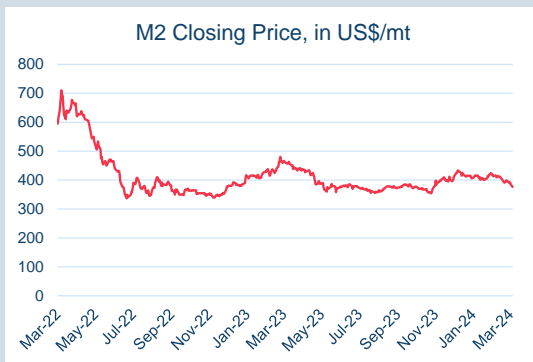
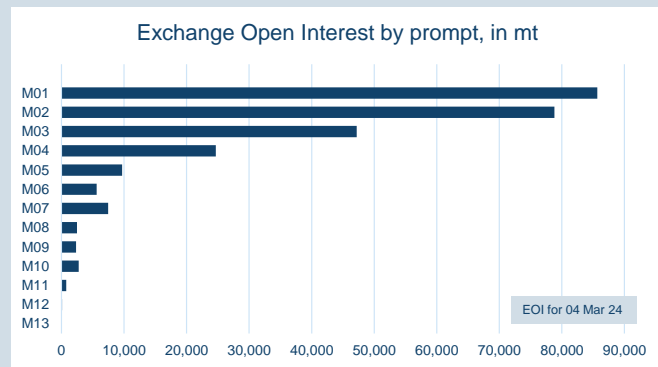
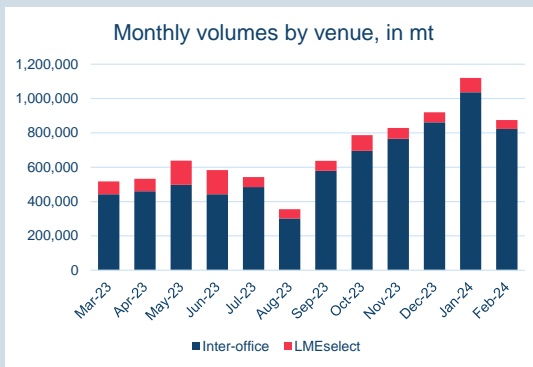
Volume (inc UNA) Feb-2024	
Lots	87,529
Tonnes	875,290

Volume Year To Date	
Lots	199,569
Tonnes	1,995,690

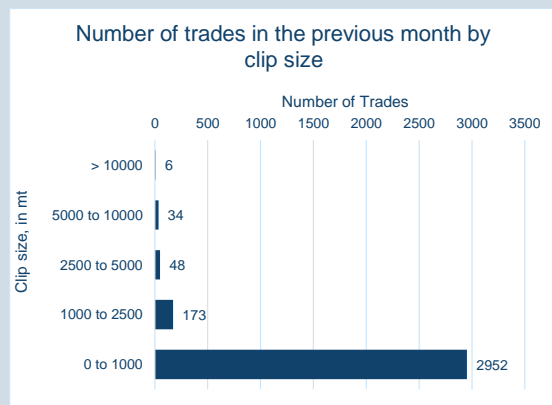


Prompt Month	End of Month - Daily Settlement	Volume (inc UNA)	End of Month - MOI
Feb-24	\$ 413.37	80	-
Mar-24	\$ 392.00	30,038	2,972
Apr-24	\$ 390.50	32,922	6,225
May-24	\$ 390.00	3,906	4,185
Jun-24	\$ 390.50	12,972	2,394
Jul-24	\$ 389.00	1,743	642
Aug-24	\$ 387.00	1,640	531
Sep-24	\$ 385.00	1,644	717
Oct-24	\$ 388.00	820	243
Nov-24	\$ 390.00	833	243
Dec-24	\$ 389.50	832	233
Jan-25	\$ 390.00	47	64
Feb-25	\$ 392.00	33	10
Mar-25	\$ 394.00	19	3
Apr-25	\$ 394.00	-	-





Contract specifications	
Contract Code	SCD
Underlying Index	Platts TSI HMS 1&2 (80:20) CFR Turkey
Initial Margin	\$660 per lot (as of Jan-24)
Bloomberg Ticker	JBOA Comdty
EIKON RIC	0#CSSCF:
TT Product Code	SCFCECS
CQG Product Code	SSC
Lot Size	10 metric tonnes
Price Quotation	US\$ / metric tonne
Contract Type	Cash settled futures
Contract Period	Monthly out to 15 months
Trading Venues	LMEselect and Inter-office telephone
Margining	Realised variation margins applied
Trading and Clearing Fees	US\$0.30 per lot (US\$0.03 per tonne)



© The London Metal Exchange - An HKEX Company. 10 Finsbury Square, London EC2A 1AJ

The information contained within this presentation is for illustrative and educational purposes only and should not be relied upon in making any investment decision. The past performance of any commodity, derivative or other product referred to in the presentation cannot be relied upon as a guide to its future performance. Whilst every effort has been made to ensure the information is up-to-date and correct, the LME cannot guarantee that it is completely accurate and free from human error. The information is published "as is" without any warranty of any kind, express or implied, as to accuracy of the information and the LME shall not be liable for any losses or damage that may result from use of the presentation as a consequence of any inaccuracies in, or any omissions from, the information which it may contain. The information may not be reproduced, distributed or transmitted to any other person or incorporated in any way into another publication or other material.

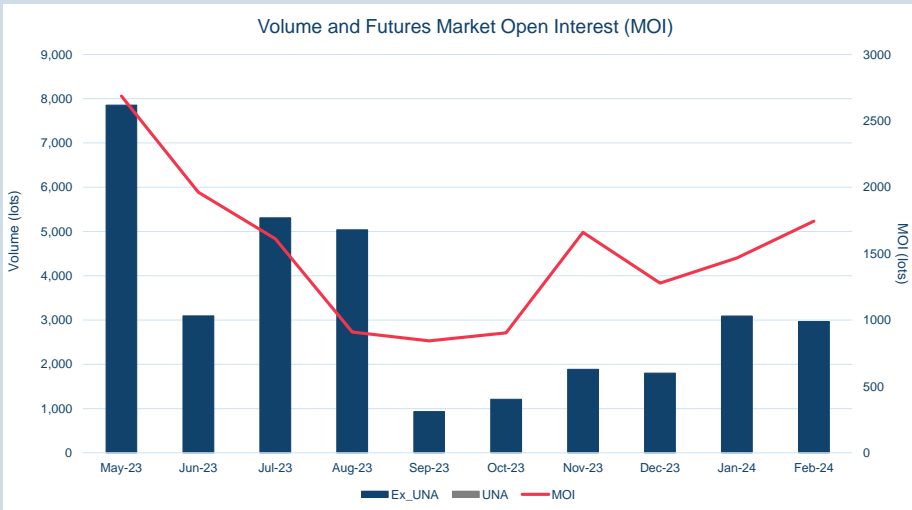


Front Month	
Average	\$566.69
Minimum	\$562.00
Maximum	\$572.50

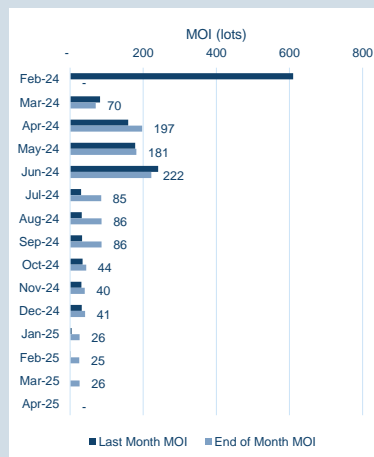
Volume (ex UNA) Feb-2024	
Lots	2,967

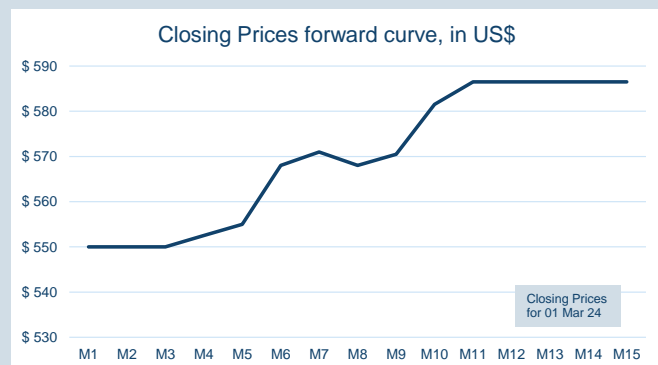
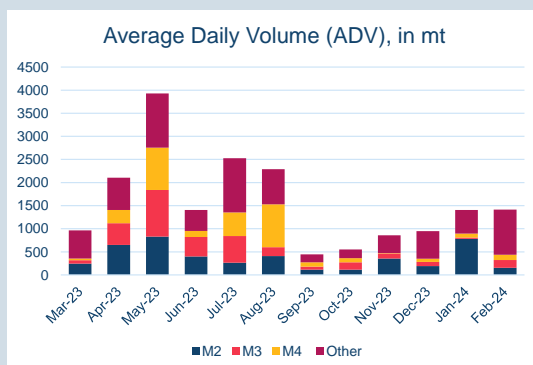
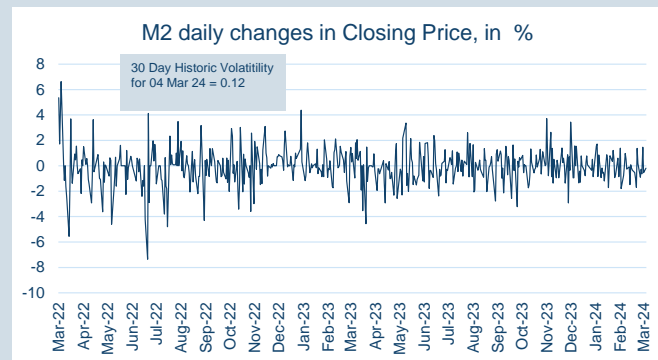
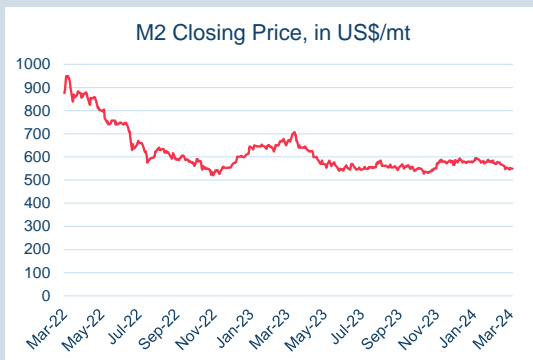
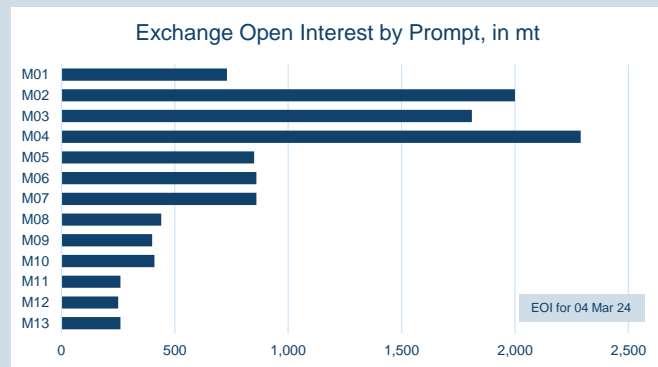
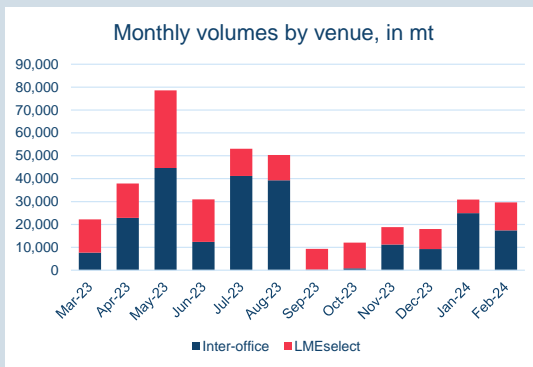
Volume (inc UNA) Feb-2024	
Lots	2,967
Tonnes	29,670

Volume Year To Date	
Lots	6,056
Tonnes	60,560



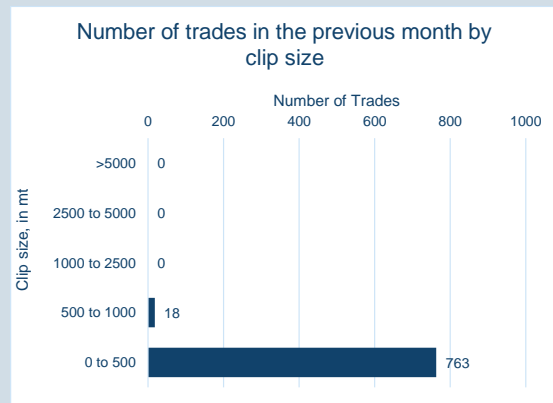
Prompt Month	End of Month - Daily Settlement	Volume (inc UNA)	End of Month - MOI
Feb-24	\$ 565.40	74	-
Mar-24	\$ 553.00	328	70
Apr-24	\$ 554.00	348	197
May-24	\$ 554.00	245	181
Jun-24	\$ 555.50	257	222
Jul-24	\$ 558.00	264	85
Aug-24	\$ 565.00	251	86
Sep-24	\$ 567.50	250	86
Oct-24	\$ 568.00	278	44
Nov-24	\$ 570.50	259	40
Dec-24	\$ 573.50	244	41
Jan-25	\$ 578.50	63	26
Feb-25	\$ 578.50	53	25
Mar-25	\$ 578.50	53	26
Apr-25	\$ 578.50	-	-





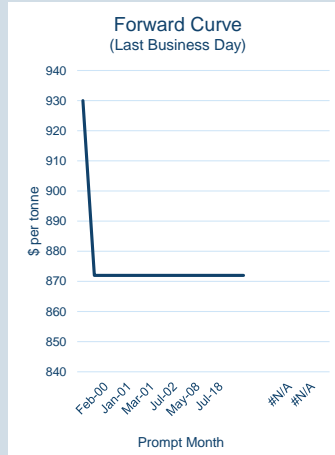
Contract specifications

Contract Code	HCD
Underlying Index	Argus HRC FOB Tianjin China
Initial Margin	\$810 per lot (as of Jan-24)
Bloomberg Ticker	LCYA Comdty
EIKON RIC	0#CMHCF:
TT Product Code	HCFCECS
CQG Product Code	LHC
Lot Size	10 metric tonnes
Price Quotation	US\$ / metric tonne
Contract Type	Cash settled futures
Contract Period	Monthly out to 15 months
Trading Venues	LMEselect and Inter-office telephone
Margining	Realised variation margins applied
Trading and Clearing Fees	US\$0.30 per lot (US\$0.03 per tonne)



© The London Metal Exchange - An HKEX Company. 10 Finsbury Square, London EC2A 1AJ

The information contained within this presentation is for illustrative and educational purposes only and should not be relied upon in making any investment decision. The past performance of any commodity, derivative or other product referred to in the presentation cannot be relied upon as a guide to its future performance. Whilst every effort has been made to ensure the information is up-to-date and correct, the LME cannot guarantee that it is completely accurate and free from human error. The information is published "as is" without any warranty of any kind, express or implied, as to accuracy of the information and the LME shall not be liable for any losses or damage that may result from use of the presentation as a consequence of any inaccuracies in, or any omissions from, the information which it may contain. The information may not be reproduced, distributed or transmitted to any other person or incorporated in any way into another publication or other material.

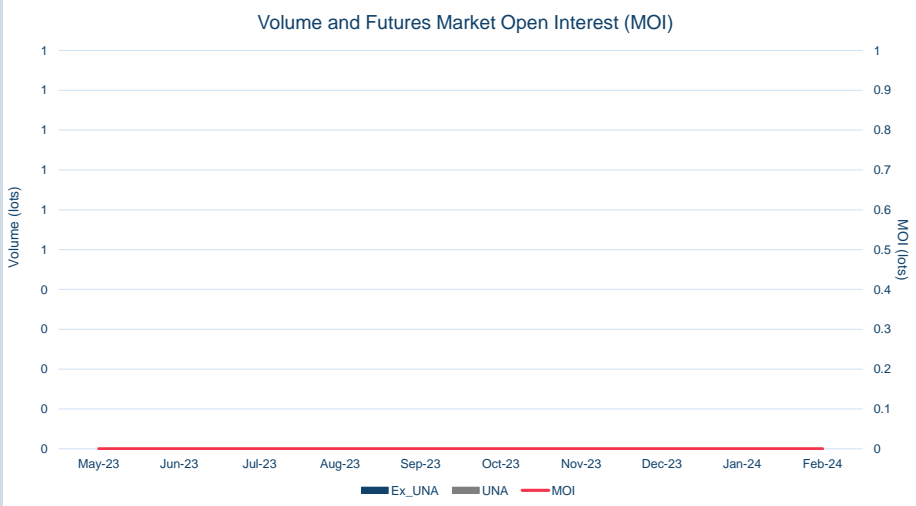


Front Month	
Average	\$970.79
Minimum	\$930.00
Maximum	\$1,080.00

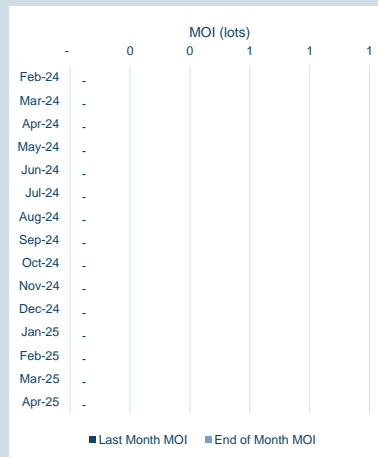
Volume (ex UNA) Feb-2024	
Lots	-

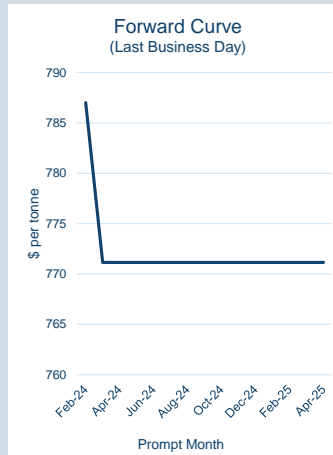
Volume (inc UNA) Feb-2024	
Lots	-
Tonnes	-

Volume Year To Date	
Lots	-
Tonnes	-



Prompt Month	End of Month - Daily Settlement	Volume (inc UNA)	End of Month - MOI
Jan-00	\$ 930.00	-	-
Jan-00	\$ 872.00	-	-
Feb-00	\$ 872.00	-	-
Apr-00	\$ 872.00	-	-
Jan-01	\$ 872.00	-	-
Mar-01	\$ 872.00	-	-
Mar-01	\$ 872.00	-	-
Nov-02	\$ 872.00	-	-
Jul-02	\$ 872.00	-	-
Nov-02	\$ 872.00	-	-
May-08	\$ 872.00	-	-
Sep-12	\$ 872.00	-	-
Jul-18	\$ 872.00	-	-
May-09	\$ 872.00	-	-
Jan-00	\$ 872.00	-	-



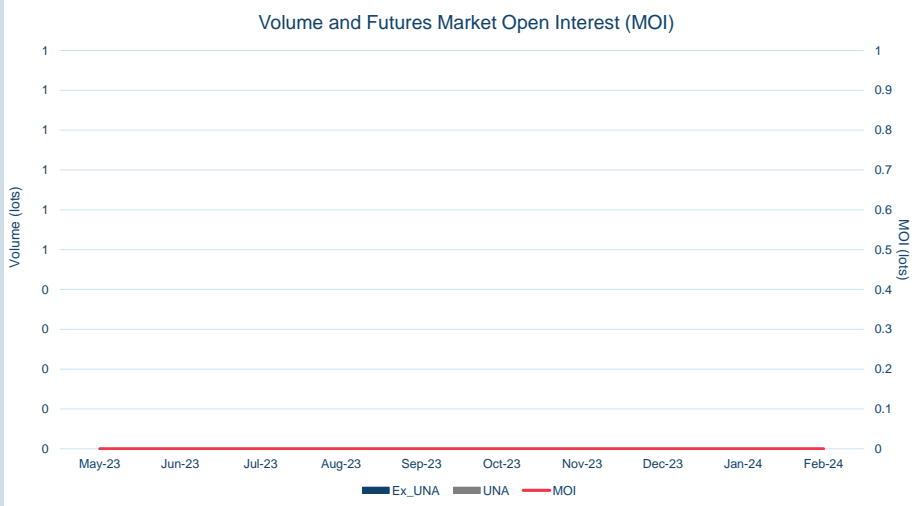


Front Month	
Average	\$795.48
Minimum	\$787.01
Maximum	\$815.74

Volume (ex UNA) Feb-2024	
Lots	-

Volume (inc UNA) Feb-2024	
Lots	-
Tonnes	-

Volume Year To Date	
Lots	-
Tonnes	-



Prompt Month	End of Month - Daily Settlement	Volume (inc UNA)	End of Month - MOI
Feb-24	\$ 787.01	-	-
Mar-24	\$ 771.15	-	-
Apr-24	\$ 771.15	-	-
May-24	\$ 771.15	-	-
Jun-24	\$ 771.15	-	-
Jul-24	\$ 771.15	-	-
Aug-24	\$ 771.15	-	-
Sep-24	\$ 771.15	-	-
Oct-24	\$ 771.15	-	-
Nov-24	\$ 771.15	-	-
Dec-24	\$ 771.15	-	-
Jan-25	\$ 771.15	-	-
Feb-25	\$ 771.15	-	-
Mar-25	\$ 771.15	-	-
Apr-25	\$ 771.15	-	-

