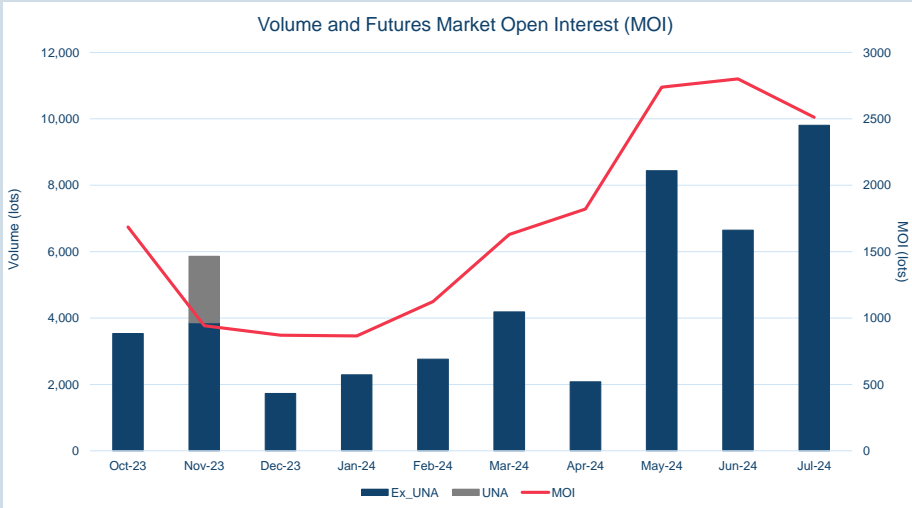


Front Month	
Average	\$576.26
Minimum	\$570.00
Maximum	\$584.00

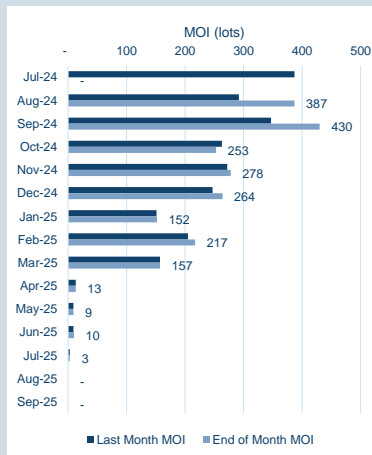
Volume (ex UNA) Jul-2024	
Lots	9,809

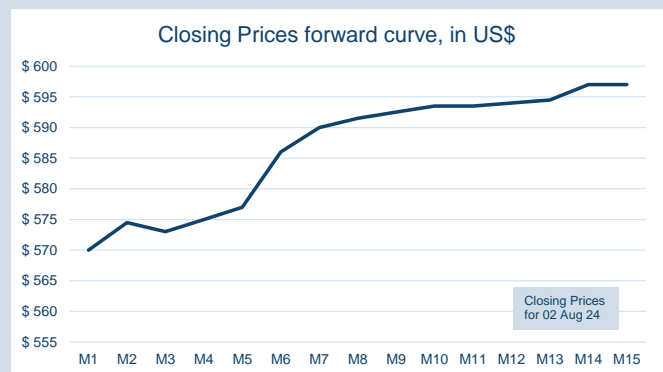
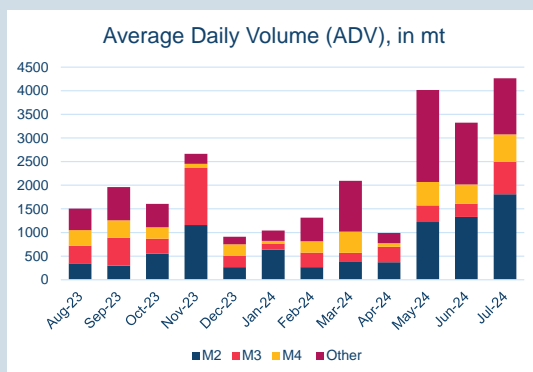
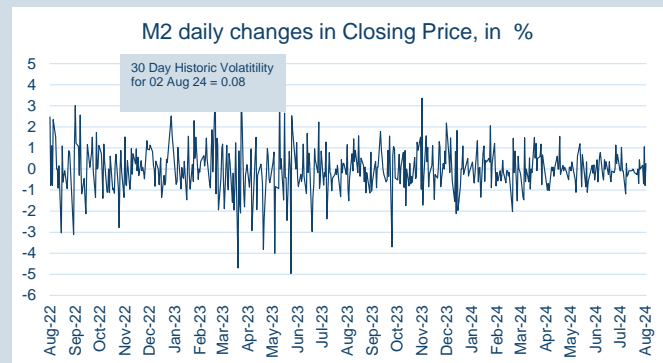
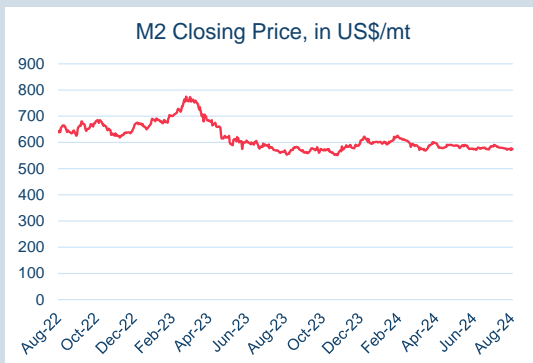
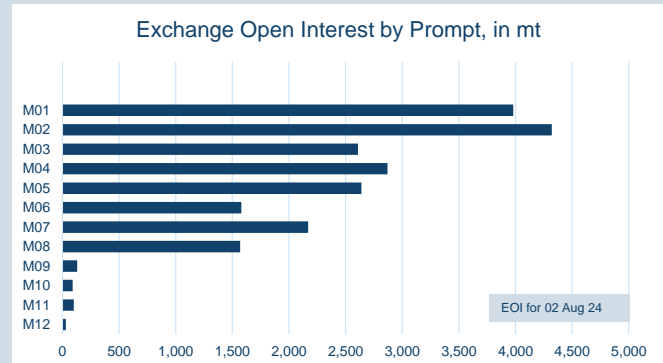
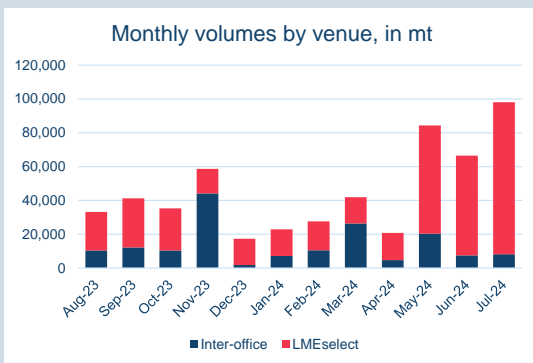
Volume (inc UNA) Jul-2024	
Lots	9,809
Tonnes	98,090

Volume Year To Date	
Lots	36,201
Tonnes	362,010

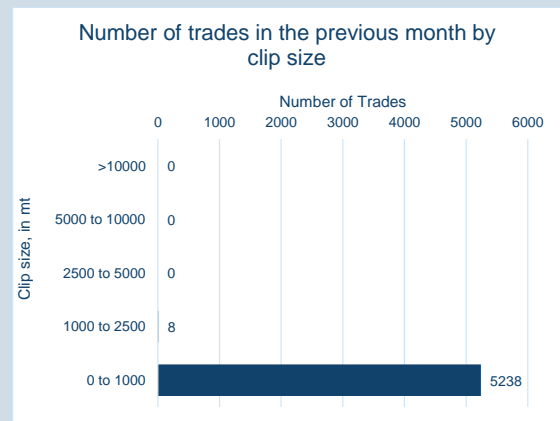


Prompt Month	End of Month - Daily Settlement	Volume (inc UNA)	End of Month - MOI
Jul-24	\$ 577.07	511	-
Aug-24	\$ 577.50	4,162	387
Sep-24	\$ 577.00	1,586	430
Oct-24	\$ 579.50	1,328	253
Nov-24	\$ 581.50	1,210	278
Dec-24	\$ 582.00	829	264
Jan-25	\$ 588.50	84	152
Feb-25	\$ 589.50	81	217
Mar-25	\$ 589.50	-	157
Apr-25	\$ 590.00	-	13
May-25	\$ 590.50	-	9
Jun-25	\$ 592.00	18	10
Jul-25	\$ 592.00	-	3
Aug-25	\$ 592.00	-	-
Sep-25	\$ 592.00	-	-



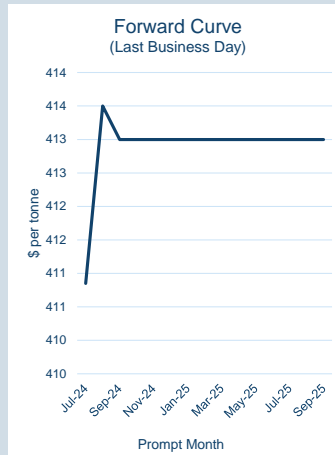


Contract specifications	
Contract Code	SRD
Underlying Index	Platts Steel Rebar FOB Turkey
Initial Margin	\$440 per lot (as of Jun-24)
Bloomberg Ticker	JBPA Comdty
EIKON RIC	0#CSRRF:
TT Product Code	SRFCECS
CQG Product Code	SSR
Lot Size	10 metric tonnes
Price Quotation	US\$ / metric tonne
Contract Type	Cash settled futures
Contract Period	Monthly out to 15 months
Trading Venues	LMEselect and Inter-office telephone
Margining	Realised variation margins applied
Trading and Clearing Fees	US\$0.30 per lot (US\$0.03 per tonne)



© The London Metal Exchange - An HKEX Company, 10 Finsbury Square, London EC2A 1AJ

The information contained within this presentation is for illustrative and educational purposes only and should not be relied upon in making any investment decision. The past performance of any commodity, derivative or other product referred to in the presentation cannot be relied upon as a guide to its future performance. Whilst every effort has been made to ensure the information is up-to-date and correct, the LME cannot guarantee that it is completely accurate and free from human error. The information is published "as is" without any warranty of any kind, express or implied, as to accuracy of the information and the LME shall not be liable for any losses or damage that may result from use of the presentation as a consequence of any inaccuracies in, or any omissions from, the information which it may contain. The information may not be reproduced, distributed or transmitted to any other person or incorporated in any way into another publication or other material.

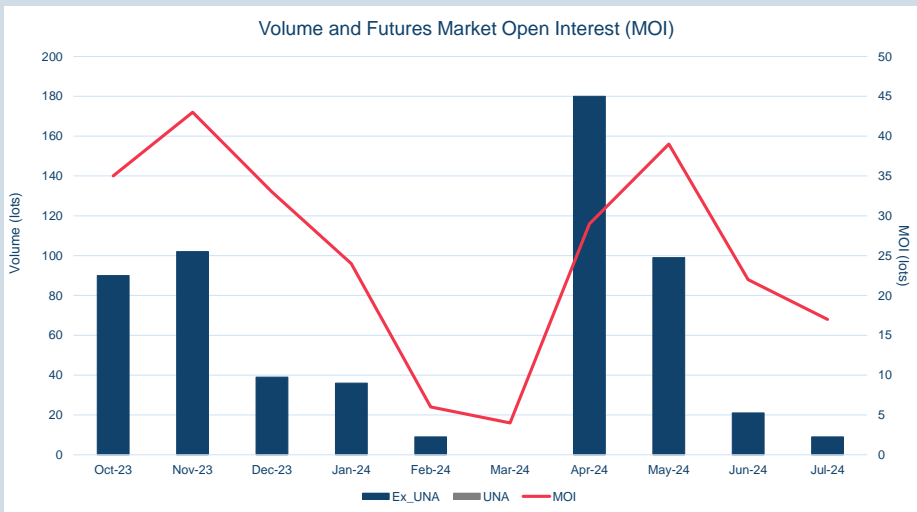


Front Month	
Average	\$419.52
Minimum	\$410.85
Maximum	\$420.50

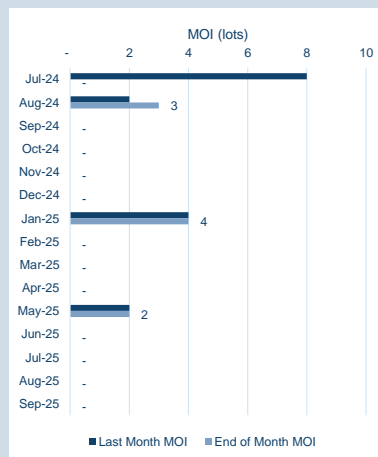
Volume (ex UNA) Jul-2024	
Lots	9

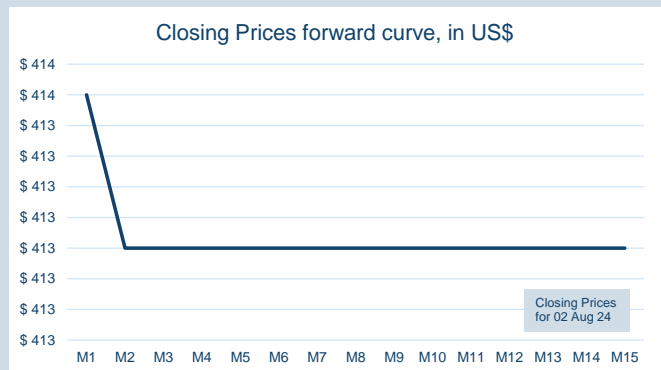
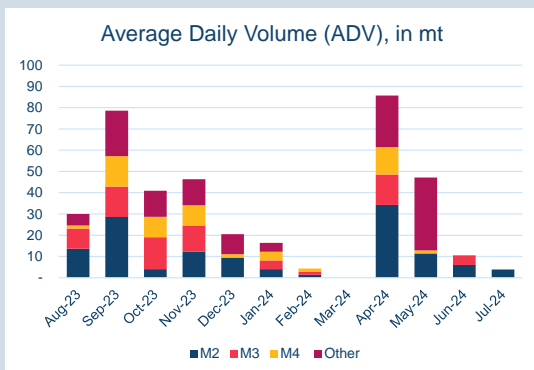
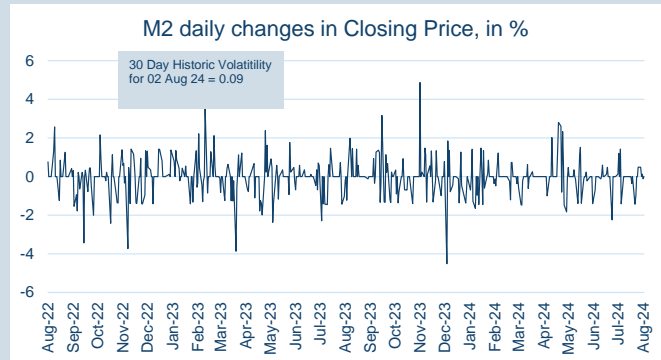
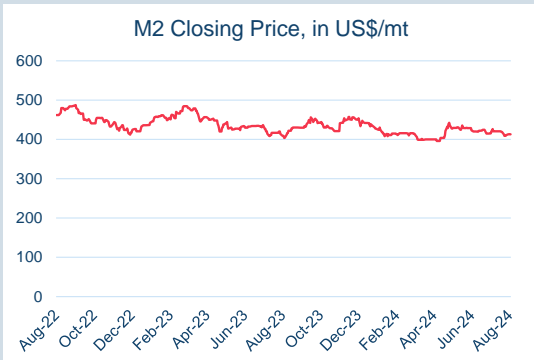
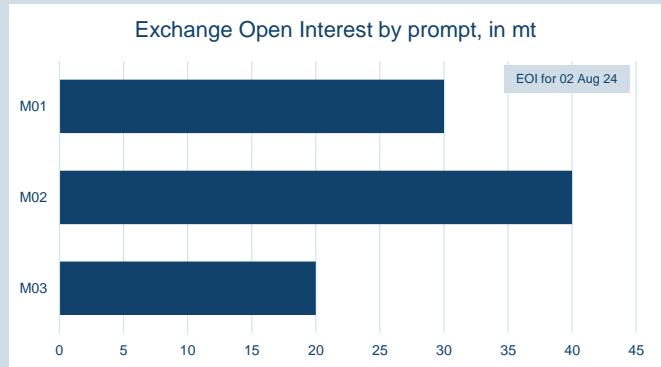
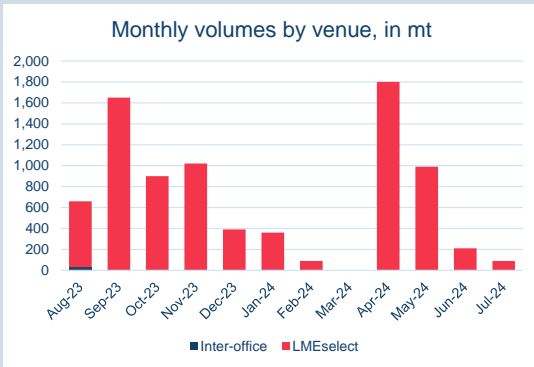
Volume (inc UNA) Jul-2024	
Lots	9
Tonnes	90

Volume Year To Date	
Lots	354
Tonnes	3,540

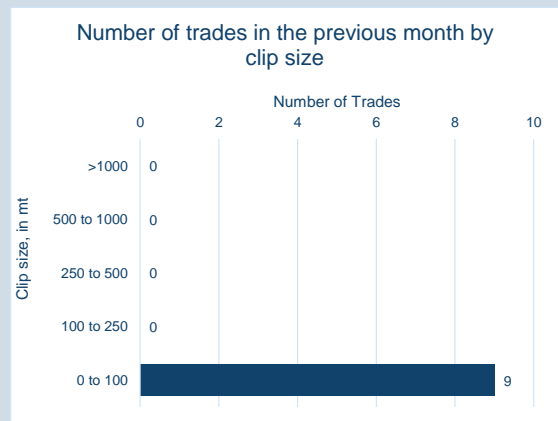


Prompt Month	End of Month - Daily Settlement	Volume (inc UNA)	End of Month - MOI
Jul-24	\$ 410.85	-	-
Aug-24	\$ 413.50	9	3
Sep-24	\$ 413.00	-	-
Oct-24	\$ 413.00	-	-
Nov-24	\$ 413.00	-	-
Dec-24	\$ 413.00	-	-
Jan-25	\$ 413.00	-	4
Feb-25	\$ 413.00	-	-
Mar-25	\$ 413.00	-	-
Apr-25	\$ 413.00	-	-
May-25	\$ 413.00	-	2
Jun-25	\$ 413.00	-	-
Jul-25	\$ 413.00	-	-
Aug-25	\$ 413.00	-	-
Sep-25	\$ 413.00	-	-



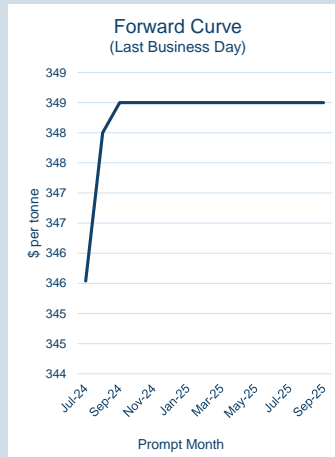


Contract specifications	
Contract Code	SID
Underlying Index	Platts' Shredded Scrap CFR Nhava Sheva
Initial Margin	\$380 per lot (as of Jun-24)
Bloomberg Ticker	LXLA Comdty
EIKON RIC	0#CSSIF:
TT Product Code	SIFCECS
CQG Product Code	LSI
Lot Size	10 metric tonnes
Price Quotation	US\$ / metric tonne
Contract Type	Cash settled futures
Contract Period	Monthly out to 15 months
Trading Venues	LMEselect and Inter-office telephone
Margining	Realised variation margins applied
Trading and Clearing Fees	US\$0.30 per lot (US\$0.03 per tonne)



© The London Metal Exchange - An HKEX Company, 10 Finsbury Square, London EC2A 1AJ

The information contained within this presentation is for illustrative and educational purposes only and should not be relied upon in making any investment decision. The past performance of any commodity, derivative or other product referred to in the presentation cannot be relied upon as a guide to its future performance. Whilst every effort has been made to ensure the information is up-to-date and correct, the LME cannot guarantee that it is completely accurate and free from human error. The information is published "as is" without any warranty of any kind, express or implied, as to accuracy of the information and the LME shall not be liable for any losses or damage that may result from use of the presentation as a consequence of any inaccuracies in, or any omissions from, the information which it may contain. The information may not be reproduced, distributed or transmitted to any other person or incorporated in any way into another publication or other material.

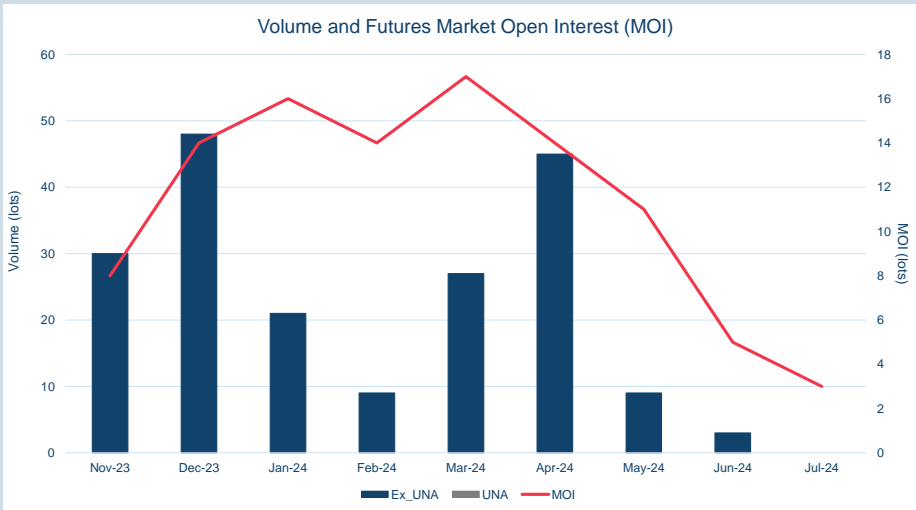


Front Month	
Average	\$346.94
Minimum	\$345.54
Maximum	\$347.00

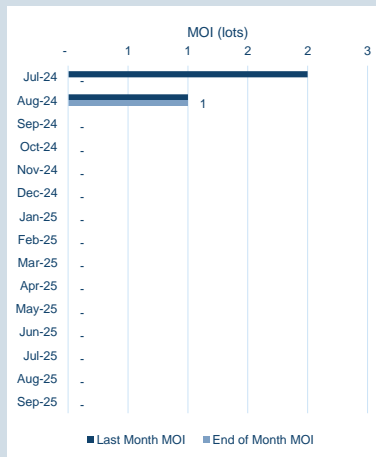
Volume (ex UNA) Jul-2024	
Lots	-

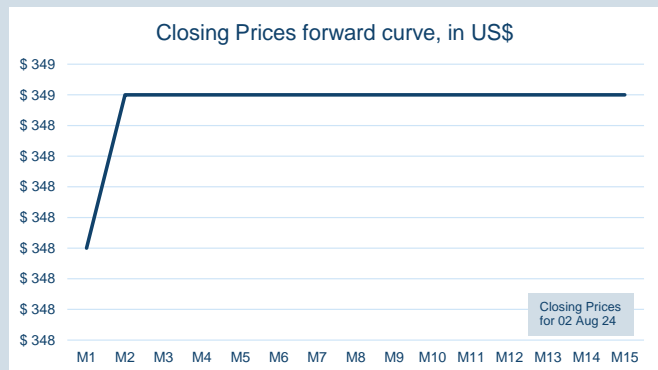
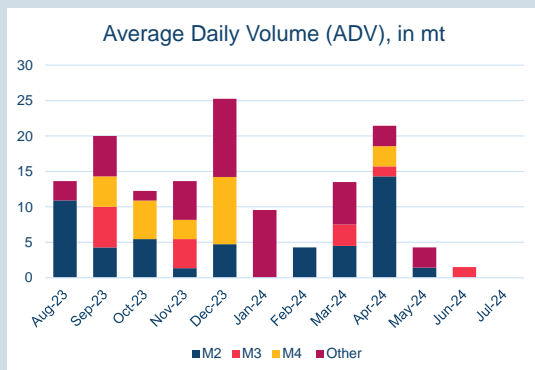
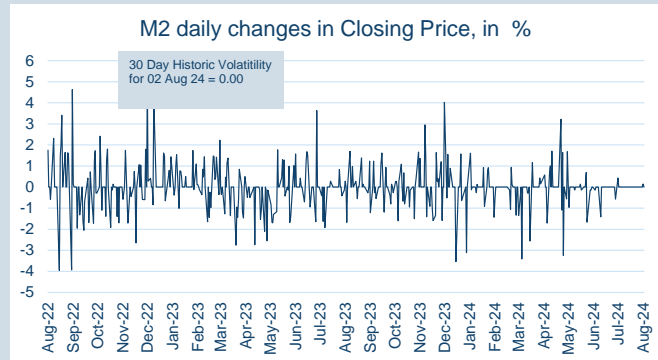
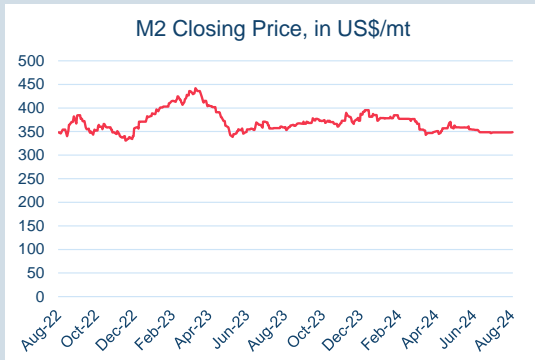
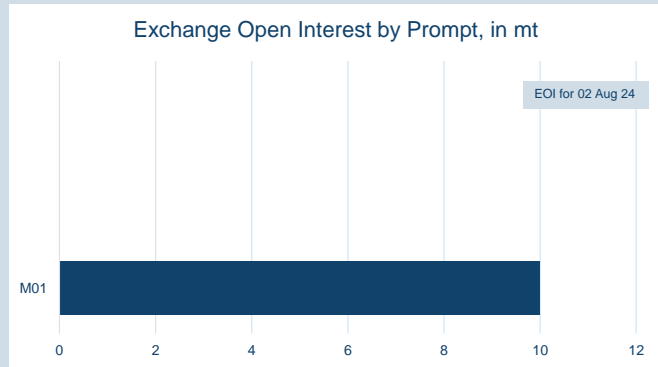
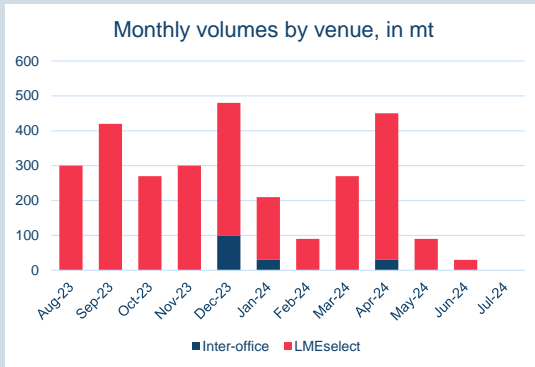
Volume (inc UNA) Jul-2024	
Lots	-
Tonnes	-

Volume Year To Date	
Lots	114
Tonnes	1,140

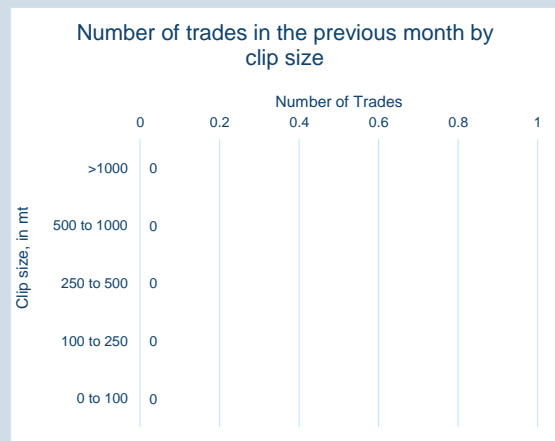


Prompt Month	End of Month - Daily Settlement	Volume (inc UNA)	End of Month - MOI
Jul-24	\$ 345.54	-	-
Aug-24	\$ 348.00	-	1
Sep-24	\$ 348.50	-	-
Oct-24	\$ 348.50	-	-
Nov-24	\$ 348.50	-	-
Dec-24	\$ 348.50	-	-
Jan-25	\$ 348.50	-	-
Feb-25	\$ 348.50	-	-
Mar-25	\$ 348.50	-	-
Apr-25	\$ 348.50	-	-
May-25	\$ 348.50	-	-
Jun-25	\$ 348.50	-	-
Jul-25	\$ 348.50	-	-
Aug-25	\$ 348.50	-	-
Sep-25	\$ 348.50	-	-





Contract specifications	
Contract Code	STD
Underlying Index	Argus' Ferrous scrap HMS 1/2 (80:20) containerised CFR Taiwan
Initial Margin	\$360 per lot (as of Jun-24)
Bloomberg Ticker	LVAA Comdty
EIKON RIC	0#CSSTF:
TT Product Code	STFCECS
CQG Product Code	LST
Lot Size	10 metric tonnes
Price Quotation	US\$ / metric tonne
Contract Type	Cash settled futures
Contract Period	Monthly out to 15 months
Trading Venues	LMEselect and Inter-office telephone
Margining	Realised variation margins applied
Trading and Clearing Fees	US\$0.30 per lot (US\$0.03 per tonne)



© The London Metal Exchange - An HKEX Company. 10 Finsbury Square, London EC2A 1AJ

The information contained within this presentation is for illustrative and educational purposes only and should not be relied upon in making any investment decision. The past performance of any commodity, derivative or other product referred to in the presentation cannot be relied upon as a guide to its future performance. Whilst every effort has been made to ensure the information is up-to-date and correct, the LME cannot guarantee that it is completely accurate and free from human error. The information is published "as is" without any warranty of any kind, express or implied, as to accuracy of the information and the LME shall not be liable for any losses or damage that may result from use of the presentation as a consequence of any inaccuracies in, or any omissions from, the information which it may contain. The information may not be reproduced, distributed or transmitted to any other person or incorporated in any way into another publication or other material.

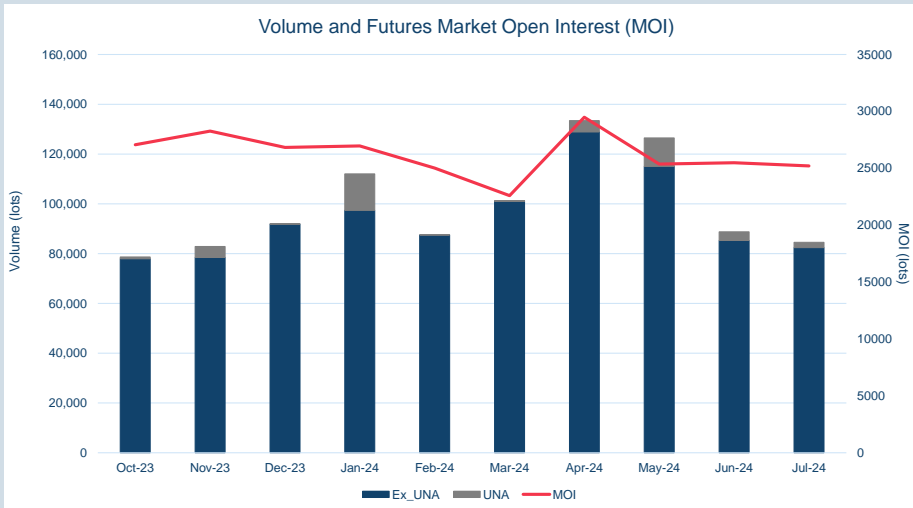


Front Month	
Average	\$388.61
Minimum	\$386.00
Maximum	\$390.50

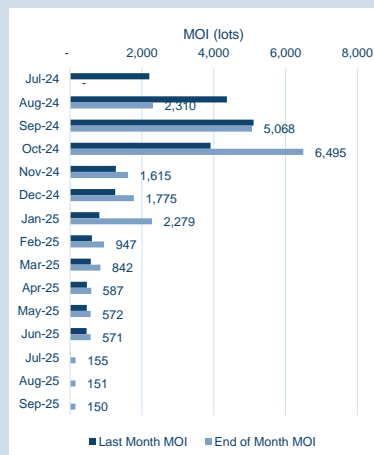
Volume (ex UNA) Jul-2024	
Lots	82,418

Volume (inc UNA) Jul-2024	
Lots	84,518
Tonnes	845,180

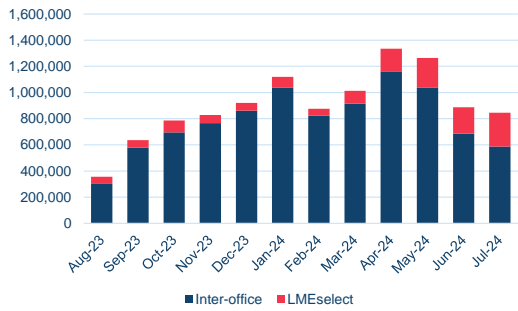
Volume Year To Date	
Lots	734,043
Tonnes	7,340,430



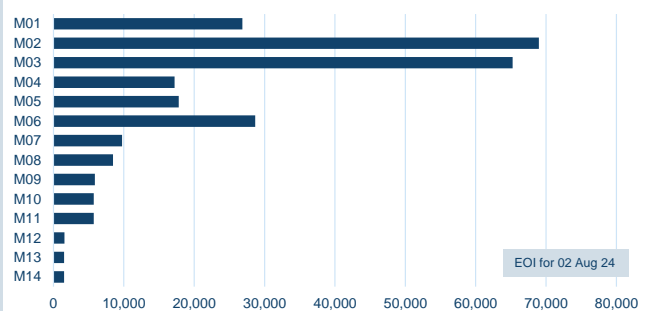
Prompt Month	End of Month - Daily Settlement	Volume (inc UNA)	End of Month - MOI
Jul-24	\$ 389.54	883	-
Aug-24	\$ 381.50	26,883	2,310
Sep-24	\$ 376.00	29,608	5,068
Oct-24	\$ 378.00	13,609	6,495
Nov-24	\$ 380.00	3,177	1,615
Dec-24	\$ 382.50	3,553	1,775
Jan-25	\$ 384.00	2,754	2,279
Feb-25	\$ 385.00	1,135	947
Mar-25	\$ 389.50	784	842
Apr-25	\$ 390.00	394	587
May-25	\$ 390.00	316	572
Jun-25	\$ 390.00	323	571
Jul-25	\$ 392.50	374	155
Aug-25	\$ 390.50	375	151
Sep-25	\$ 390.50	350	150



Monthly volumes by venue, in mt



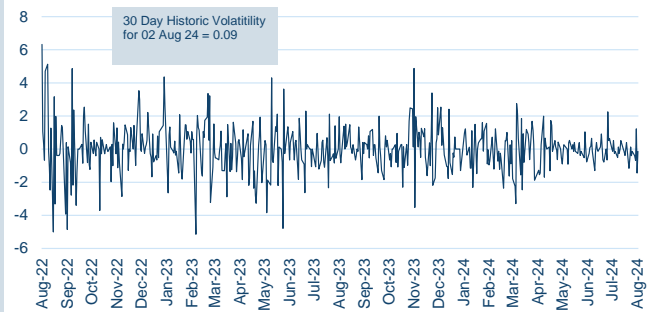
Exchange Open Interest by prompt, in mt



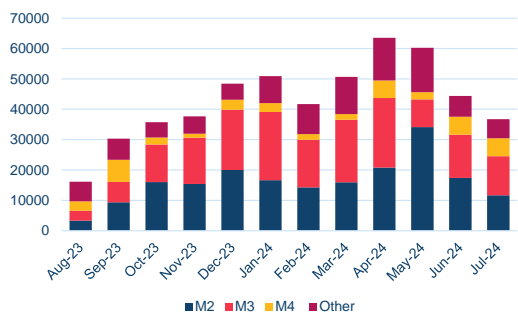
M2 Closing Price, in US\$/mt



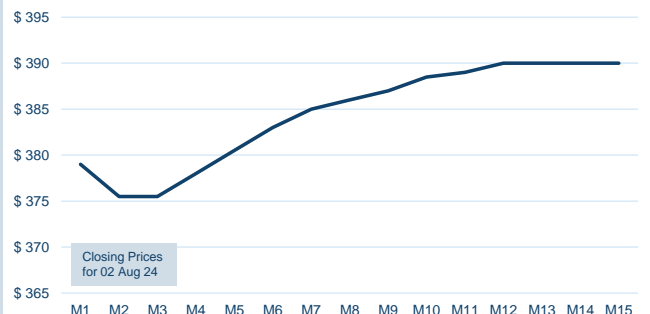
M2 daily changes in Closing Price, in %



Average Daily Volume (ADV), in mt



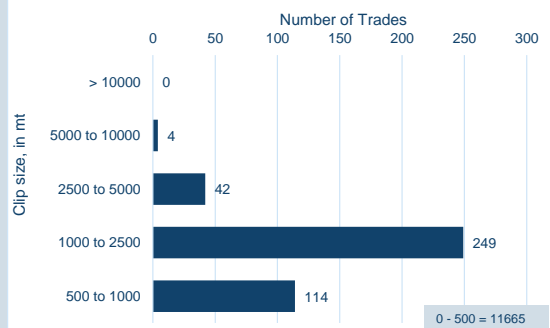
Closing Prices forward curve, in US\$



Contract specifications

Contract Code	SCD
Underlying Index	Platts TSI HMS 1&2 (80:20) CFR Turkey
Initial Margin	\$320 per lot (as of Jun-24)
Bloomberg Ticker	JBOA Comdty
EIKON RIC	0#CSSCF:
TT Product Code	SCFCECS
CQG Product Code	SSC
Lot Size	10 metric tonnes
Price Quotation	US\$ / metric tonne
Contract Type	Cash settled futures
Contract Period	Monthly out to 15 months
Trading Venues	LMEselect and Inter-office telephone
Margining	Realised variation margins applied
Trading and Clearing Fees	US\$0.30 per lot (US\$0.03 per tonne)

Number of trades in the previous month by clip size



© The London Metal Exchange - An HKEX Company, 10 Finsbury Square, London EC2A 1AJ

The information contained within this presentation is for illustrative and educational purposes only and should not be relied upon in making any investment decision. The past performance of any commodity, derivative or other product referred to in the presentation cannot be relied upon as a guide to its future performance. Whilst every effort has been made to ensure the information is up-to-date and correct, the LME cannot guarantee that it is completely accurate and free from human error. The information is published "as is" without any warranty of any kind, express or implied, as to accuracy of the information and the LME shall not be liable for any losses or damage that may result from use of the presentation as a consequence of any inaccuracies in, or any omissions from, the information which it may contain. The information may not be reproduced, distributed or transmitted to any other person or incorporated in any way into another publication or other material.

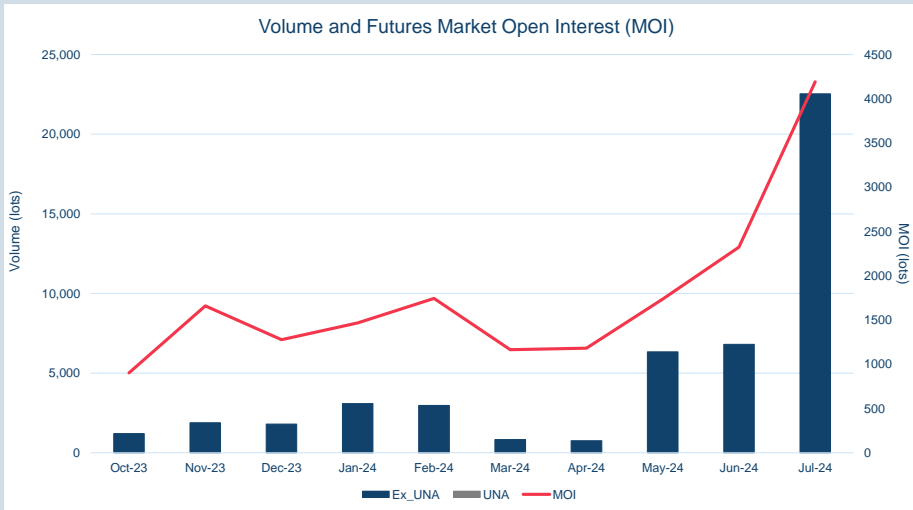


Front Month	
Average	\$510.76
Minimum	\$498.50
Maximum	\$529.00

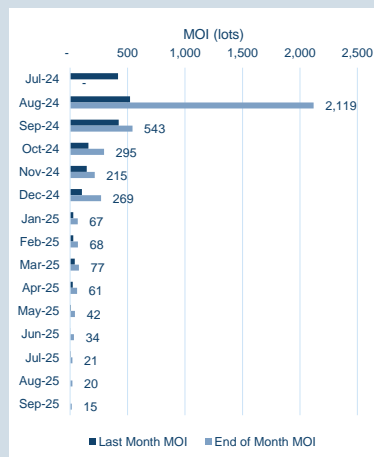
Volume (ex UNA) Jul-2024	
Lots	22,531

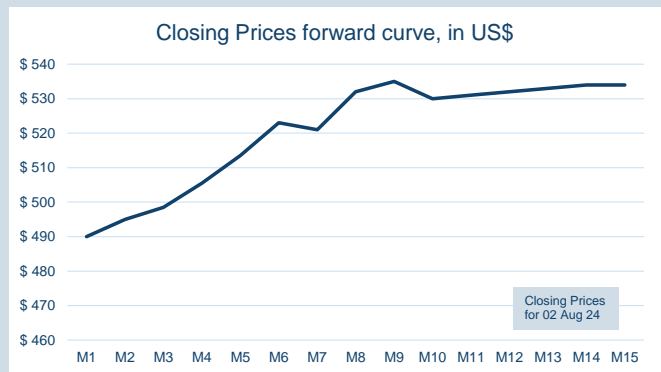
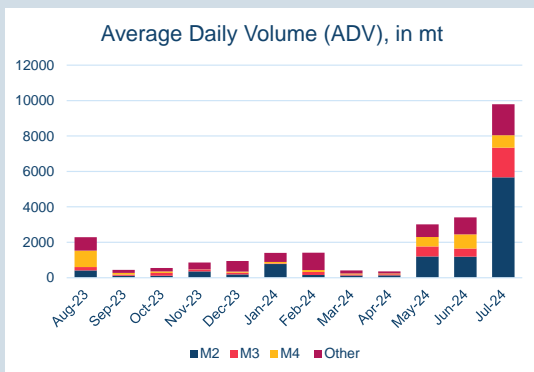
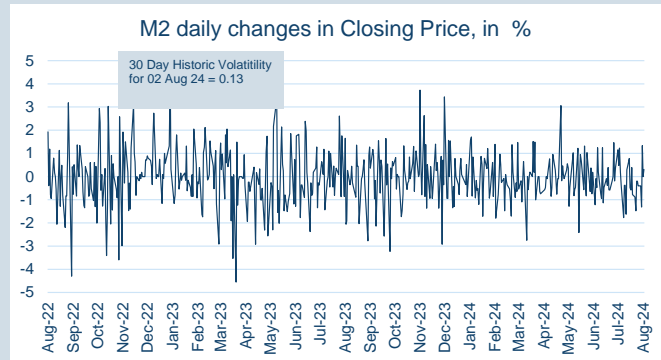
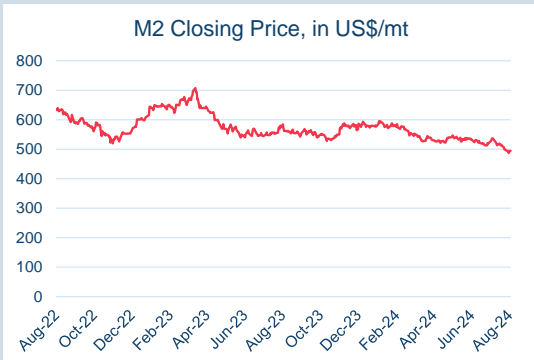
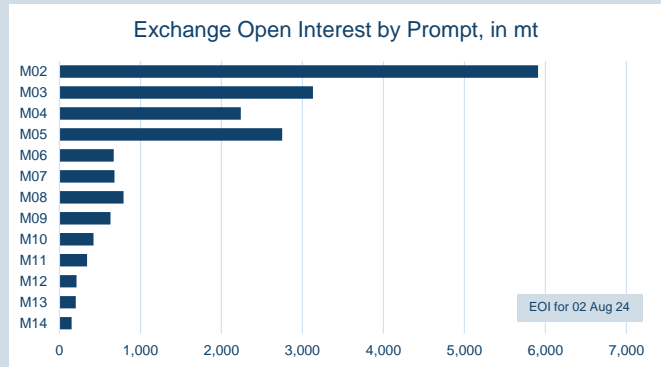
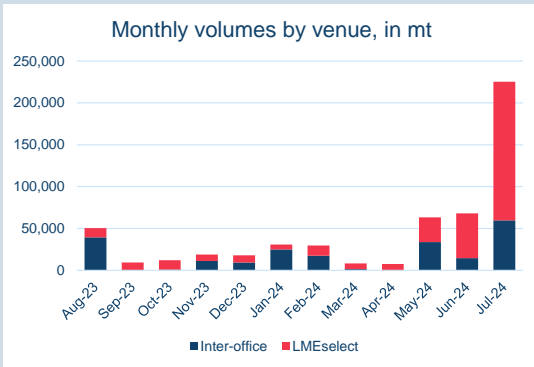
Volume (inc UNA) Jul-2024	
Lots	22,531
Tonnes	225,310

Volume Year To Date	
Lots	43,321
Tonnes	433,210

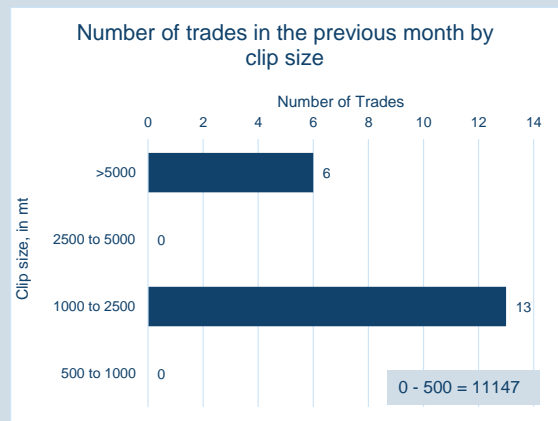


Prompt Month	End of Month - Daily Settlement	Volume (inc UNA)	End of Month - MOI
Jul-24	\$ 501.43	281	-
Aug-24	\$ 493.50	13,032	2,119
Sep-24	\$ 505.00	3,854	543
Oct-24	\$ 510.00	1,623	295
Nov-24	\$ 516.00	1,084	215
Dec-24	\$ 523.50	1,890	269
Jan-25	\$ 530.00	148	67
Feb-25	\$ 530.00	115	68
Mar-25	\$ 534.50	89	77
Apr-25	\$ 536.00	94	61
May-25	\$ 537.00	70	42
Jun-25	\$ 538.50	90	34
Jul-25	\$ 536.50	73	21
Aug-25	\$ 533.00	58	20
Sep-25	\$ 533.00	30	15



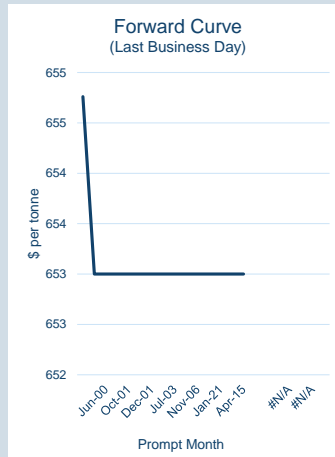


Contract specifications	
Contract Code	HCD
Underlying Index	Argus HRC FOB Tianjin China
Initial Margin	\$670 per lot (as of Jun-24)
Bloomberg Ticker	LCYA Comdty
EIKON RIC	0#CMHCF:
TT Product Code	HCFCECS
CQG Product Code	LHC
Lot Size	10 metric tonnes
Price Quotation	US\$ / metric tonne
Contract Type	Cash settled futures
Contract Period	Monthly out to 15 months
Trading Venues	LMEselect and Inter-office telephone
Margining	Realised variation margins applied
Trading and Clearing Fees	US\$0.30 per lot (US\$0.03 per tonne)



© The London Metal Exchange - An HKEX Company, 10 Finsbury Square, London EC2A 1AJ

The information contained within this presentation is for illustrative and educational purposes only and should not be relied upon in making any investment decision. The past performance of any commodity, derivative or other product referred to in the presentation cannot be relied upon as a guide to its future performance. Whilst every effort has been made to ensure the information is up-to-date and correct, the LME cannot guarantee that it is completely accurate and free from human error. The information is published "as is" without any warranty of any kind, express or implied, as to accuracy of the information and the LME shall not be liable for any losses or damage that may result from use of the presentation as a consequence of any inaccuracies in, or any omissions from, the information which it may contain. The information may not be reproduced, distributed or transmitted to any other person or incorporated in any way into another publication or other material.

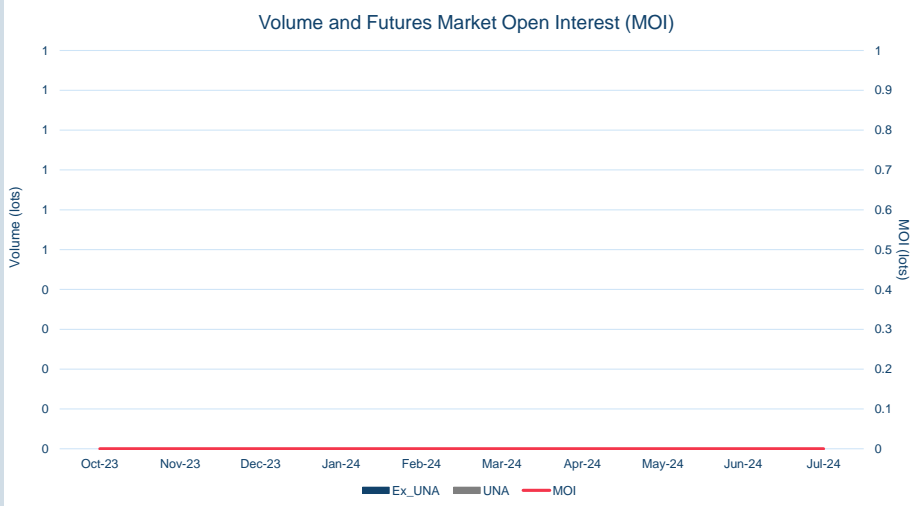


Front Month	
Average	\$658.58
Minimum	\$652.38
Maximum	\$675.00

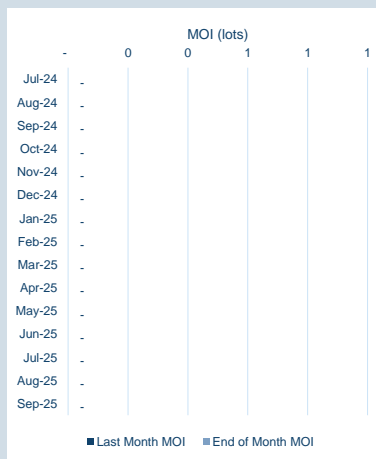
Volume (ex UNA) Jul-2024	
Lots	-

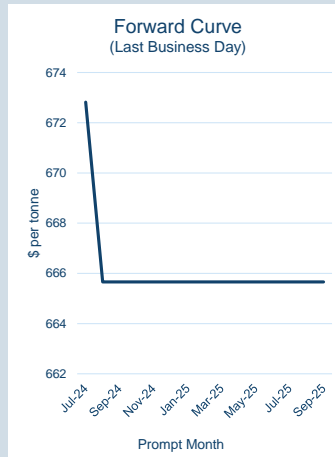
Volume (inc UNA) Jul-2024	
Lots	-
Tonnes	-

Volume Year To Date	
Lots	-
Tonnes	-



Prompt Month	End of Month - Daily Settlement	Volume (inc UNA)	End of Month - MOI
Jan-00	\$ 654.76	-	-
Jun-00	\$ 653.00	-	-
Jun-00	\$ 653.00	-	-
Jun-00	\$ 653.00	-	-
Oct-01	\$ 653.00	-	-
Oct-01	\$ 653.00	-	-
Dec-01	\$ 653.00	-	-
Jan-03	\$ 653.00	-	-
Jul-03	\$ 653.00	-	-
Dec-06	\$ 653.00	-	-
Nov-06	\$ 653.00	-	-
Nov-06	\$ 653.00	-	-
Jan-21	\$ 653.00	-	-
Feb-19	\$ 653.00	-	-
Apr-15	\$ 653.00	-	-



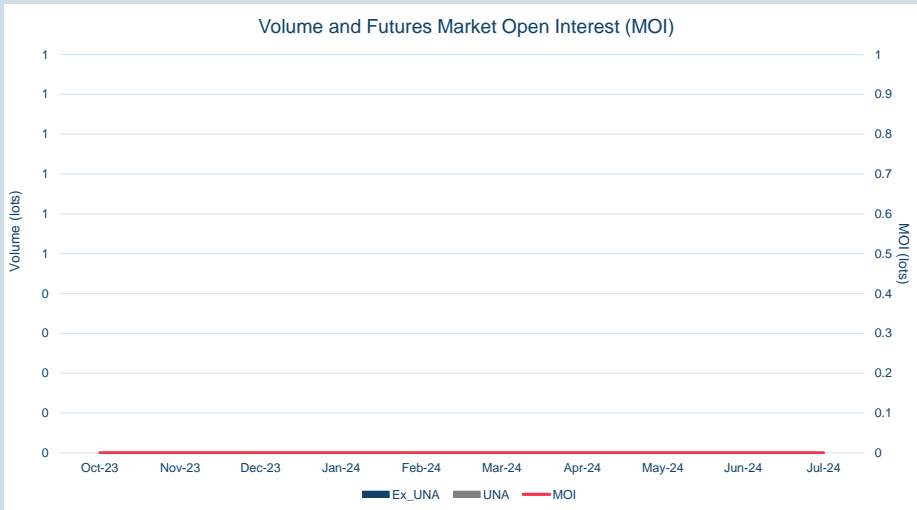


Front Month	
Average	\$671.60
Minimum	\$657.29
Maximum	\$677.32

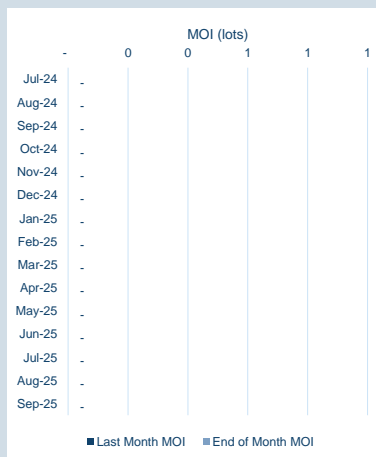
Volume (ex UNA) Jul-2024	
Lots	-

Volume (inc UNA) Jul-2024	
Lots	-
Tonnes	-

Volume Year To Date	
Lots	-
Tonnes	-



Prompt Month	End of Month - Daily Settlement	Volume (inc UNA)	End of Month - MOI
Jul-24	\$ 672.82	-	-
Aug-24	\$ 665.66	-	-
Sep-24	\$ 665.66	-	-
Oct-24	\$ 665.66	-	-
Nov-24	\$ 665.66	-	-
Dec-24	\$ 665.66	-	-
Jan-25	\$ 665.66	-	-
Feb-25	\$ 665.66	-	-
Mar-25	\$ 665.66	-	-
Apr-25	\$ 665.66	-	-
May-25	\$ 665.66	-	-
Jun-25	\$ 665.66	-	-
Jul-25	\$ 665.66	-	-
Aug-25	\$ 665.66	-	-
Sep-25	\$ 665.66	-	-



© The London Metal Exchange - An HKE X Company. 10 Finsbury Square, London EC2A 1AJ

The information contained within this presentation is for illustrative and educational purposes only and should not be relied upon in making any investment decision. The past performance of any commodity, derivative or other product referred to in the presentation cannot be relied upon as a guide to its future performance. Whilst every effort has been made to ensure the information is up-to-date and correct, the LME cannot guarantee that it is completely accurate and free from human error. The information is published "as is" without any warranty of any kind, express or implied, as to accuracy of the information and the LME shall not be liable for any losses or damage that may result from use of the presentation as a consequence of any inaccuracies in, or any omissions from, the information which it may contain. The information may not be reproduced, distributed or transmitted to any other person or incorporated in any way into another publication or other material.