

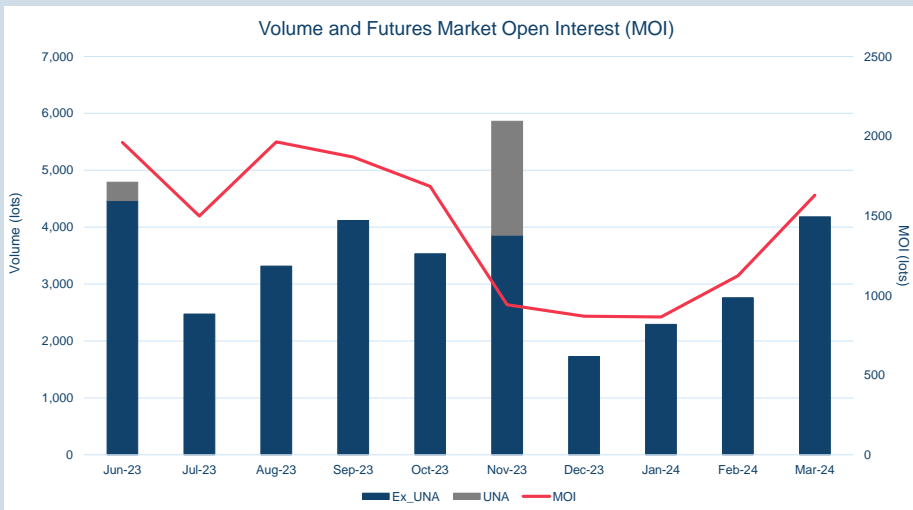


Front Month	
Average	\$579.85
Minimum	\$569.00
Maximum	\$589.00

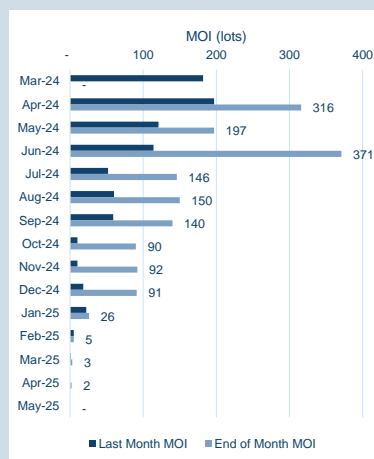
Volume (ex UNA) Mar-2024	
Lots	4,183

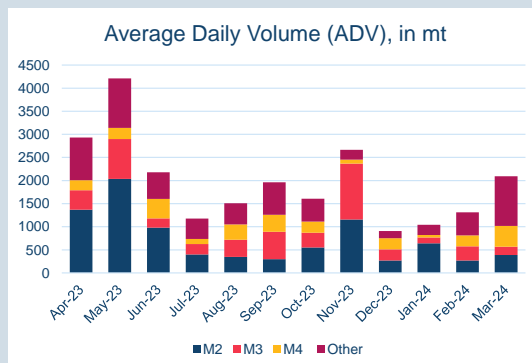
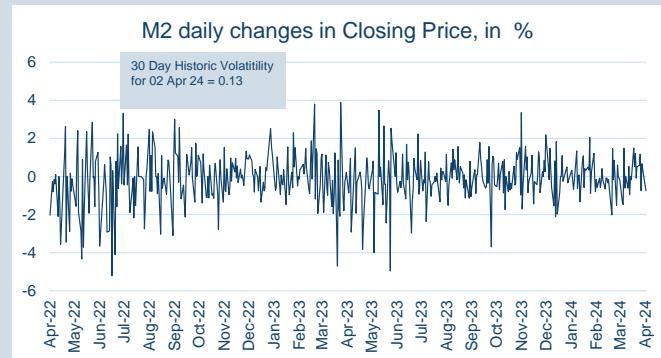
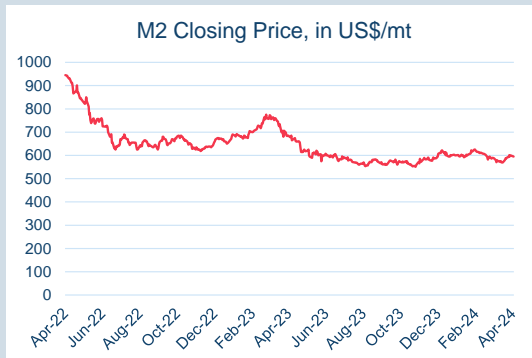
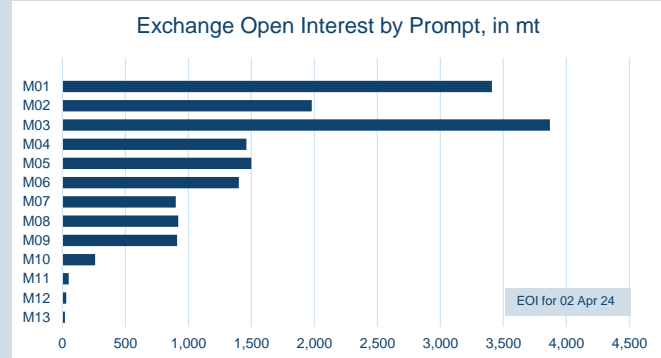
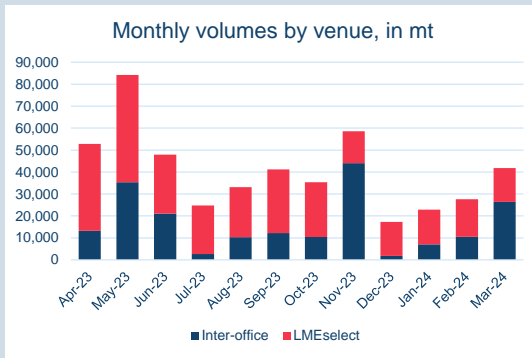
Volume (inc UNA) Mar-2024	
Lots	4,183
Tonnes	41,830

Volume Year To Date	
Lots	9,233
Tonnes	92,330

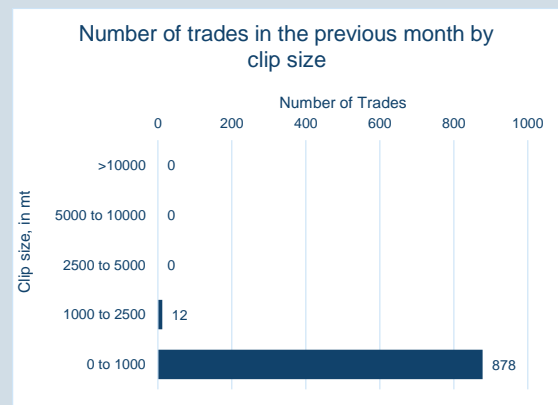


Prompt Month	End of Month - Daily Settlement	Volume (inc UNA)	End of Month - MOI
Mar-24	\$ 589.00	446	-
Apr-24	\$ 600.00	777	316
May-24	\$ 597.50	362	197
Jun-24	\$ 600.00	897	371
Jul-24	\$ 600.00	325	146
Aug-24	\$ 598.50	318	150
Sep-24	\$ 599.50	251	140
Oct-24	\$ 599.50	252	90
Nov-24	\$ 600.50	250	92
Dec-24	\$ 601.50	240	91
Jan-25	\$ 604.00	21	26
Feb-25	\$ 601.50	6	5
Mar-25	\$ 602.00	30	3
Apr-25	\$ 602.00	8	2
May-25	\$ 602.00	-	-



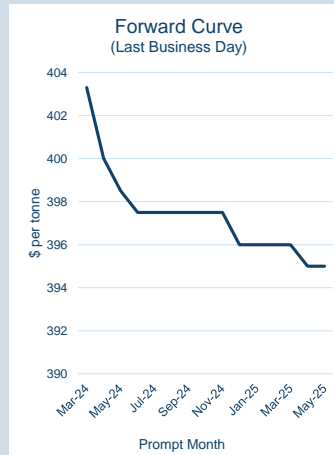


Contract specifications	
Contract Code	SRD
Underlying Index	Platts Steel Rebar FOB Turkey
Initial Margin	\$880 per lot (as of Jan-24)
Bloomberg Ticker	JBPA Comdty
EIKON RIC	0#CSRRF:
TT Product Code	SRFCECS
CQG Product Code	SSR
Lot Size	10 metric tonnes
Price Quotation	US\$ / metric tonne
Contract Type	Cash settled futures
Contract Period	Monthly out to 15 months
Trading Venues	LMEselect and Inter-office telephone
Margining	Realised variation margins applied
Trading and Clearing Fees	US\$0.30 per lot (US\$0.03 per tonne)



© The London Metal Exchange - An HKEX Company. 10 Finsbury Square, London EC2A 1AJ

The information contained within this presentation is for illustrative and educational purposes only and should not be relied upon in making any investment decision. The past performance of any commodity, derivative or other product referred to in the presentation cannot be relied upon as a guide to its future performance. Whilst every effort has been made to ensure the information is up-to-date and correct, the LME cannot guarantee that it is completely accurate and free from human error. The information is published "as is" without any warranty of any kind, express or implied, as to accuracy of the information and the LME shall not be liable for any losses or damage that may result from use of the presentation as a consequence of any inaccuracies in, or any omissions from, the information which it may contain. The information may not be reproduced, distributed or transmitted to any other person or incorporated in any way into another publication or other material.

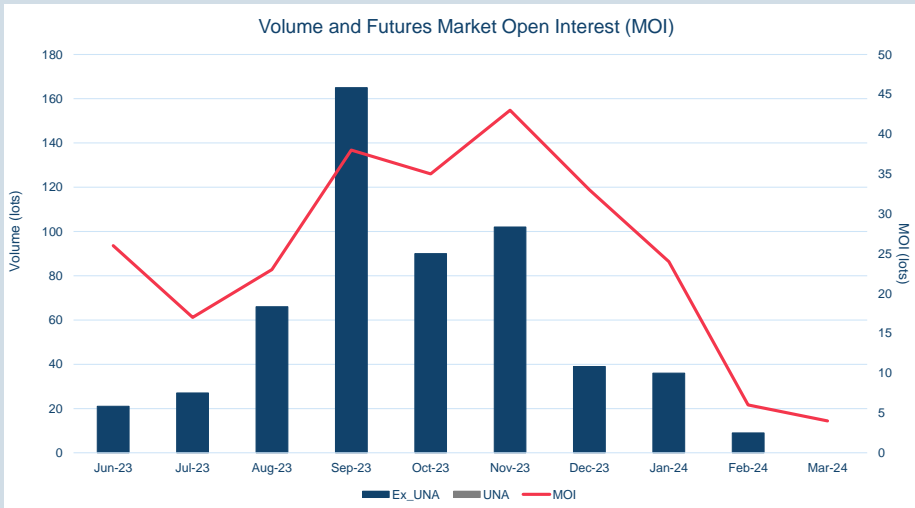


Front Month	
Average	\$403.39
Minimum	\$400.00
Maximum	\$412.00

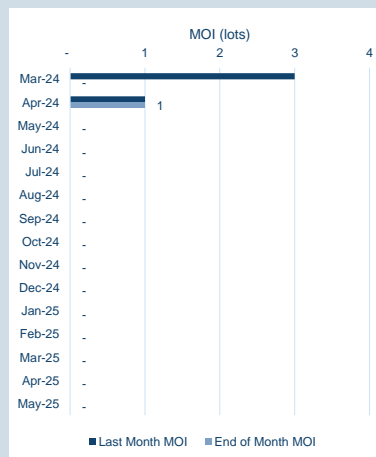
Volume (ex UNA) Mar-2024	
Lots	-

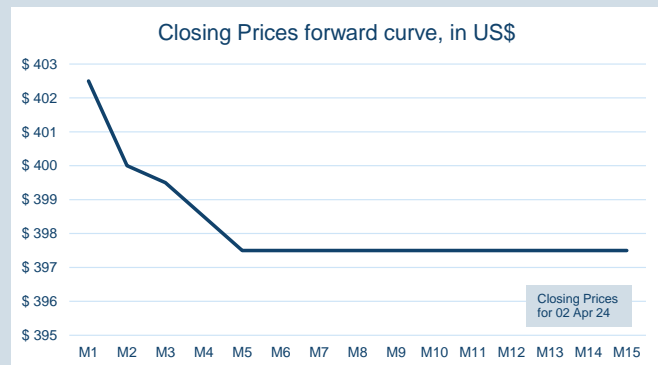
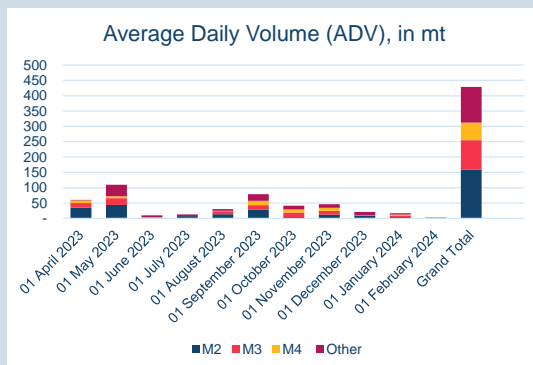
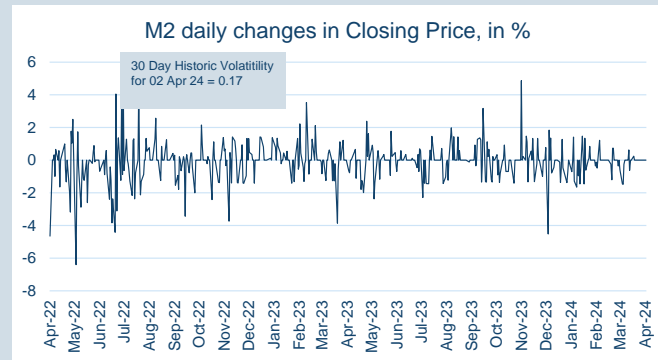
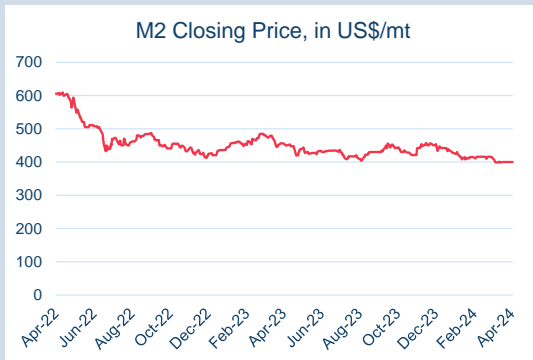
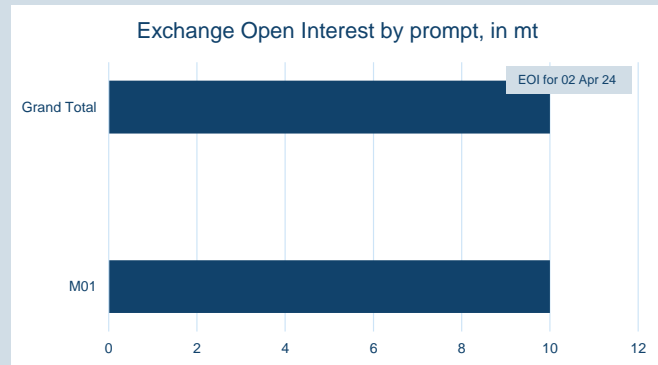
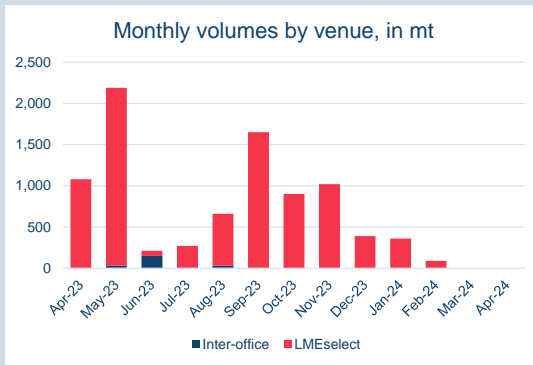
Volume (inc UNA) Mar-2024	
Lots	-
Tonnes	-

Volume Year To Date	
Lots	45
Tonnes	450

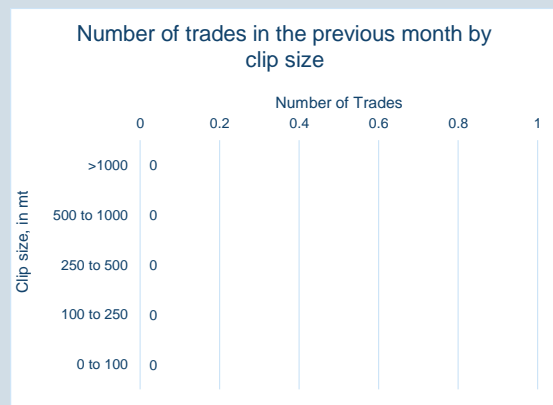


Prompt Month	End of Month - Daily Settlement	Volume (inc UNA)	End of Month - MOI
Mar-24	\$ 403.30	-	-
Apr-24	\$ 400.00	-	1
May-24	\$ 398.50	-	-
Jun-24	\$ 397.50	-	-
Jul-24	\$ 397.50	-	-
Aug-24	\$ 397.50	-	-
Sep-24	\$ 397.50	-	-
Oct-24	\$ 397.50	-	-
Nov-24	\$ 397.50	-	-
Dec-24	\$ 396.00	-	-
Jan-25	\$ 396.00	-	-
Feb-25	\$ 396.00	-	-
Mar-25	\$ 396.00	-	-
Apr-25	\$ 395.00	-	-
May-25	\$ 395.00	-	-



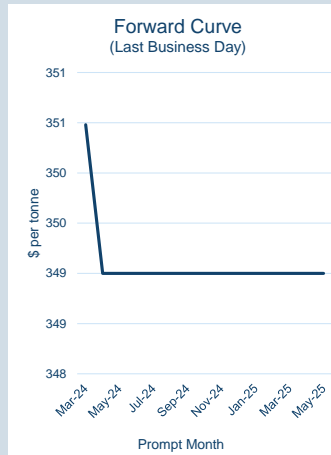


Contract specifications	
Contract Code	SID
Underlying Index	Platts' Shredded Scrap CFR Nhava Sheva
Initial Margin	\$620 per lot (as of Jan-24)
Bloomberg Ticker	LXLA Comdty
EIKON RIC	0#CSSIF:
TT Product Code	SIFCECS
CQG Product Code	LSI
Lot Size	10 metric tonnes
Price Quotation	US\$ / metric tonne
Contract Type	Cash settled futures
Contract Period	Monthly out to 15 months
Trading Venues	LMEselect and Inter-office telephone
Margining	Realised variation margins applied
Trading and Clearing Fees	US\$0.30 per lot (US\$0.03 per tonne)



© The London Metal Exchange - An HKEX Company. 10 Finsbury Square, London EC2A 1AJ

The information contained within this presentation is for illustrative and educational purposes only and should not be relied upon in making any investment decision. The past performance of any commodity, derivative or other product referred to in the presentation cannot be relied upon as a guide to its future performance. Whilst every effort has been made to ensure the information is up-to-date and correct, the LME cannot guarantee that it is completely accurate and free from human error. The information is published "as is" without any warranty of any kind, express or implied, as to accuracy of the information and the LME shall not be liable for any losses or damage that may result from use of the presentation as a consequence of any inaccuracies in, or any omissions from, the information which it may contain. The information may not be reproduced, distributed or transmitted to any other person or incorporated in any way into another publication or other material.

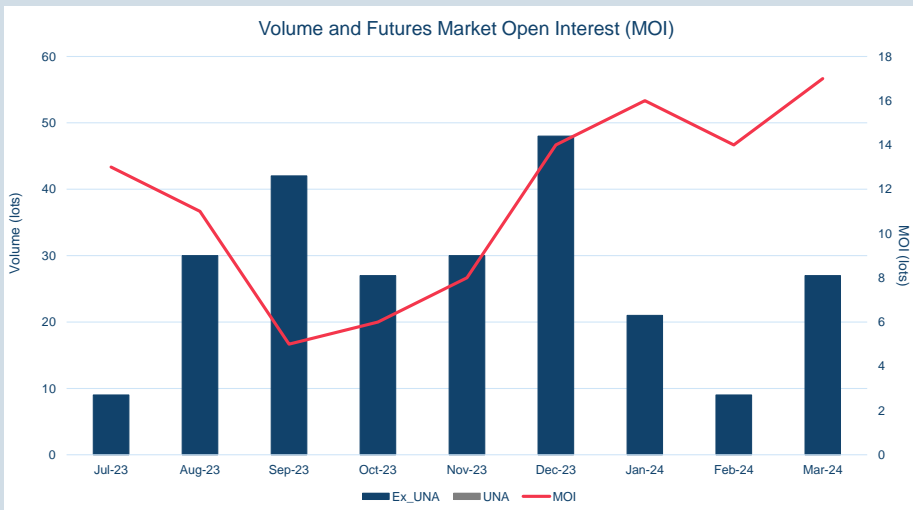


Front Month	
Average	\$353.35
Minimum	\$349.00
Maximum	\$367.50

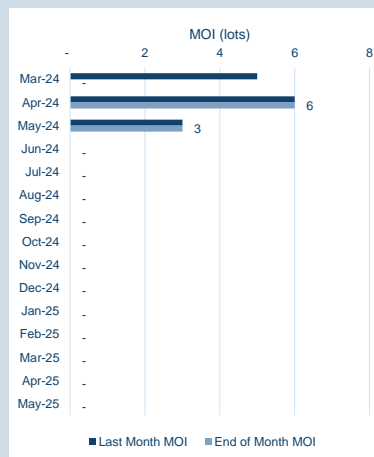
Volume (ex UNA) Mar-2024	
Lots	27

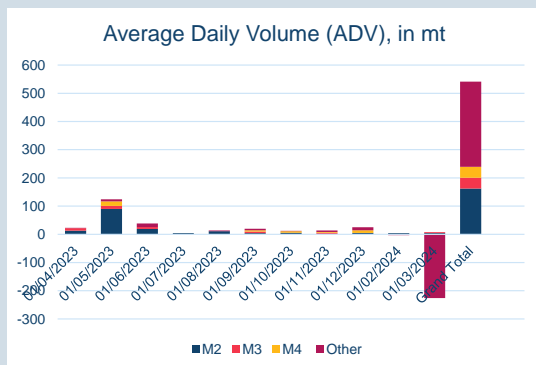
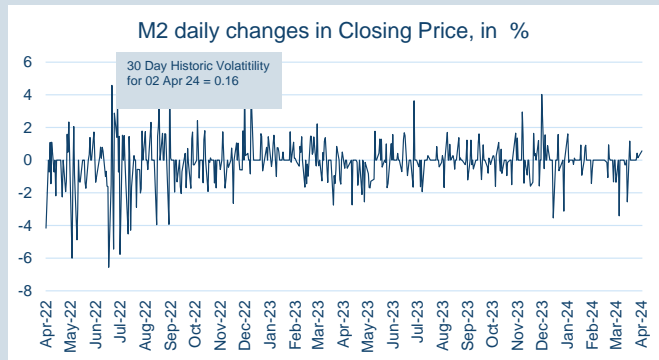
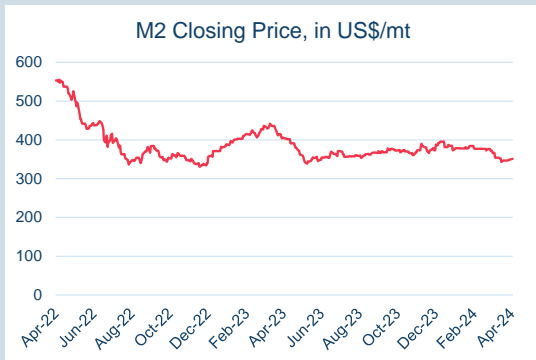
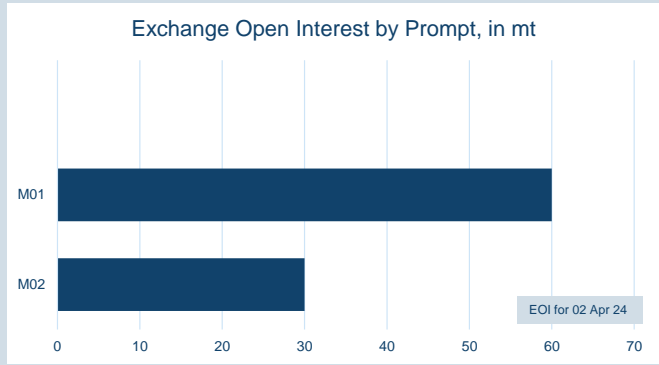
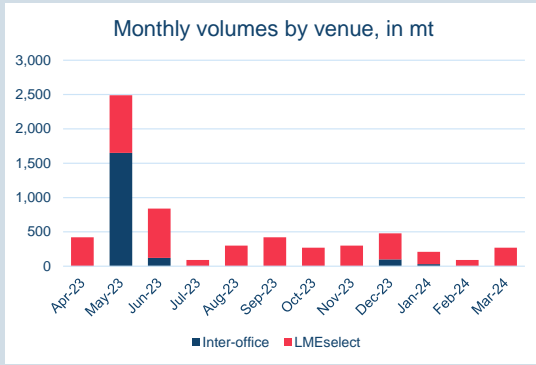
Volume (inc UNA) Mar-2024	
Lots	27
Tonnes	270

Volume Year To Date	
Lots	57
Tonnes	570

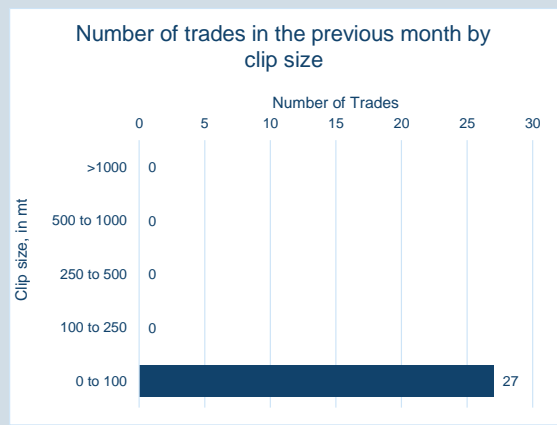


Prompt Month	End of Month - Daily Settlement	Volume (inc UNA)	End of Month - MOI
Mar-24	\$ 350.48	12	-
Apr-24	\$ 349.00	9	6
May-24	\$ 349.00	6	3
Jun-24	\$ 349.00	-	-
Jul-24	\$ 349.00	-	-
Aug-24	\$ 349.00	-	-
Sep-24	\$ 349.00	-	-
Oct-24	\$ 349.00	-	-
Nov-24	\$ 349.00	-	-
Dec-24	\$ 349.00	-	-
Jan-25	\$ 349.00	-	-
Feb-25	\$ 349.00	-	-
Mar-25	\$ 349.00	-	-
Apr-25	\$ 349.00	-	-
May-25	\$ 349.00	-	-





Contract specifications	
Contract Code	STD
Underlying Index	Argus' Ferrous scrap HMS 1/2 (80:20) containerised CFR Taiwan
Initial Margin	\$520 per lot (as of Jan-24)
Bloomberg Ticker	LVAACmdty
EIKON RIC	0#CSSTF:
TT Product Code	STFCECS
CQG Product Code	LST
Lot Size	10 metric tonnes
Price Quotation	US\$ / metric tonne
Contract Type	Cash settled futures
Contract Period	Monthly out to 15 months
Trading Venues	LMEselect and Inter-office telephone
Margining	Realised variation margins applied
Trading and Clearing Fees	US\$0.30 per lot (US\$0.03 per tonne)



© The London Metal Exchange - An HKEX Company. 10 Finsbury Square, London EC2A 1AJ

The information contained within this presentation is for illustrative and educational purposes only and should not be relied upon in making any investment decision. The past performance of any commodity, derivative or other product referred to in the presentation cannot be relied upon as a guide to its future performance. Whilst every effort has been made to ensure the information is up-to-date and correct, the LME cannot guarantee that it is completely accurate and free from human error. The information is published "as is" without any warranty of any kind, express or implied, as to accuracy of the information and the LME shall not be liable for any losses or damage that may result from use of the presentation as a consequence of any inaccuracies in, or any omissions from, the information which it may contain. The information may not be reproduced, distributed or transmitted to any other person or incorporated in any way into another publication or other material.

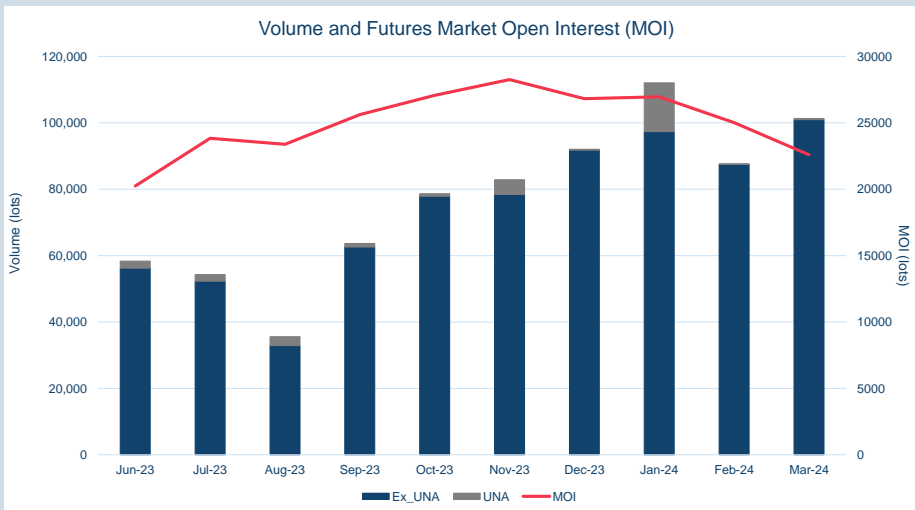


Front Month	
Average	\$380.13
Minimum	\$369.00
Maximum	\$386.00

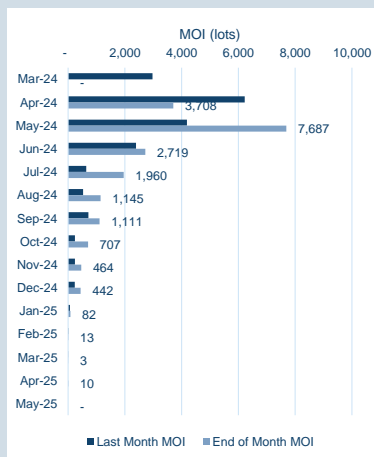
Volume (ex UNA) Mar-2024	
Lots	100,966

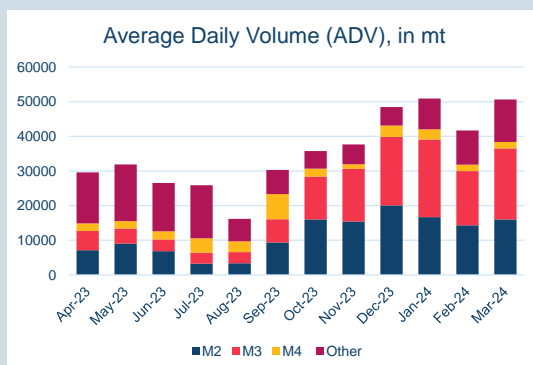
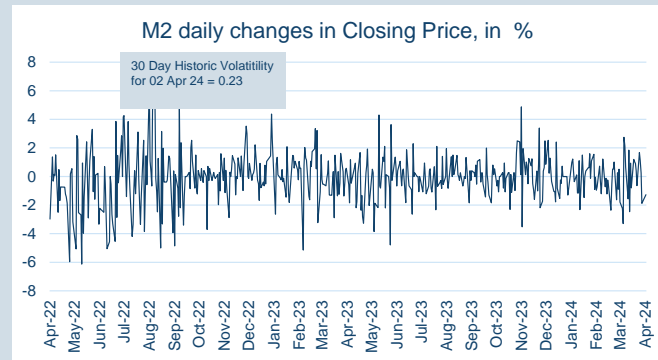
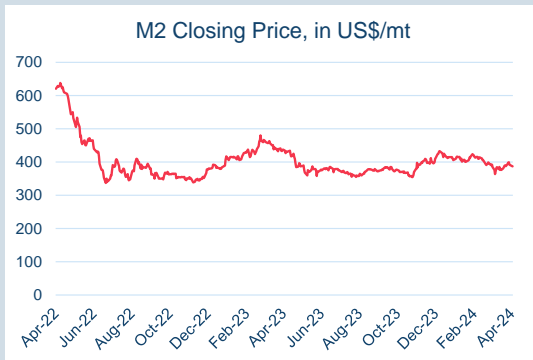
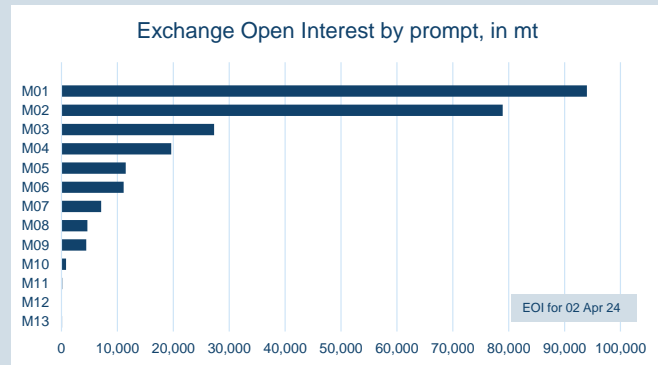
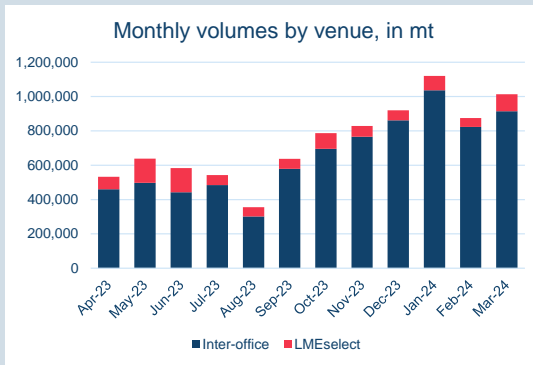
Volume (inc UNA) Mar-2024	
Lots	101,316
Tonnes	1,013,160

Volume Year To Date	
Lots	300,885
Tonnes	3,008,850

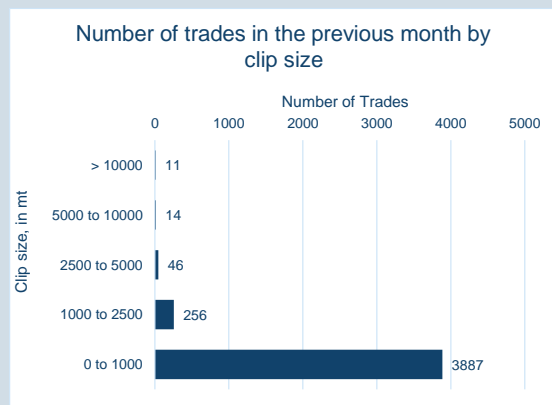


Prompt Month	End of Month - Daily Settlement	Volume (inc UNA)	End of Month - MOI
Mar-24	\$ 382.06	5,718	-
Apr-24	\$ 392.00	31,983	3,708
May-24	\$ 391.50	41,075	7,687
Jun-24	\$ 390.50	3,719	2,719
Jul-24	\$ 391.00	5,533	1,960
Aug-24	\$ 389.50	4,141	1,145
Sep-24	\$ 390.50	4,015	1,111
Oct-24	\$ 392.50	2,259	707
Nov-24	\$ 394.50	1,785	464
Dec-24	\$ 395.50	912	442
Jan-25	\$ 395.50	105	82
Feb-25	\$ 395.50	25	13
Mar-25	\$ 395.50	23	3
Apr-25	\$ 396.00	23	10
May-25	\$ 396.00	-	-





Contract specifications	
Contract Code	SCD
Underlying Index	Platts TSI HMS 1&2 (80:20) CFR Turkey
Initial Margin	\$660 per lot (as of Jan-24)
Bloomberg Ticker	JBOA Comdty
EIKON RIC	0#CSSCF:
TT Product Code	SCFCECS
CQG Product Code	SSC
Lot Size	10 metric tonnes
Price Quotation	US\$ / metric tonne
Contract Type	Cash settled futures
Contract Period	Monthly out to 15 months
Trading Venues	LMEselect and Inter-office telephone
Margining	Realised variation margins applied
Trading and Clearing Fees	US\$0.30 per lot (US\$0.03 per tonne)



© The London Metal Exchange - An HKEX Company. 10 Finsbury Square, London EC2A 1AJ

The information contained within this presentation is for illustrative and educational purposes only and should not be relied upon in making any investment decision. The past performance of any commodity, derivative or other product referred to in the presentation cannot be relied upon as a guide to its future performance. Whilst every effort has been made to ensure the information is up-to-date and correct, the LME cannot guarantee that it is completely accurate and free from human error. The information is published "as is" without any warranty of any kind, express or implied, as to accuracy of the information and the LME shall not be liable for any losses or damage that may result from use of the presentation as a consequence of any inaccuracies in, or any omissions from, the information which it may contain. The information may not be reproduced, distributed or transmitted to any other person or incorporated in any way into another publication or other material.

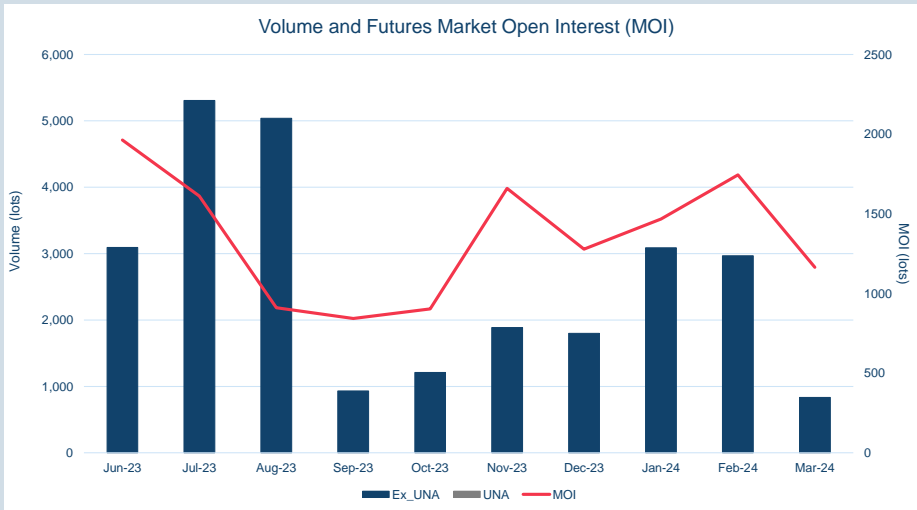


Front Month	
Average	\$540.70
Minimum	\$535.00
Maximum	\$552.00

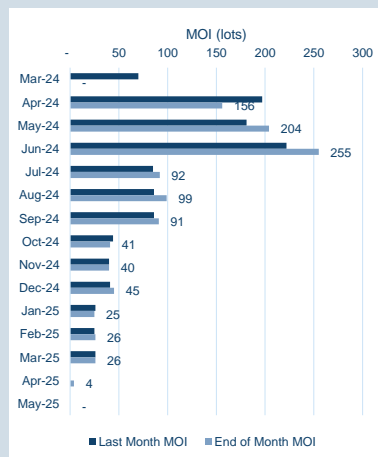
Volume (ex UNA) Mar-2024	
Lots	834

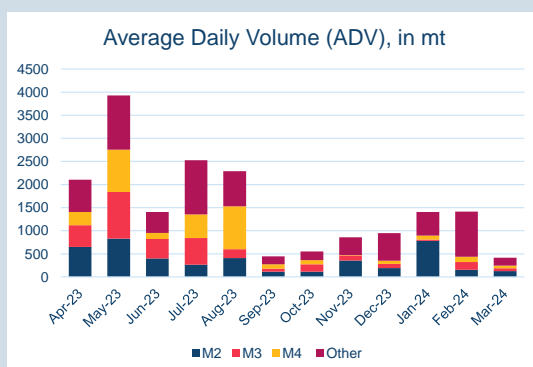
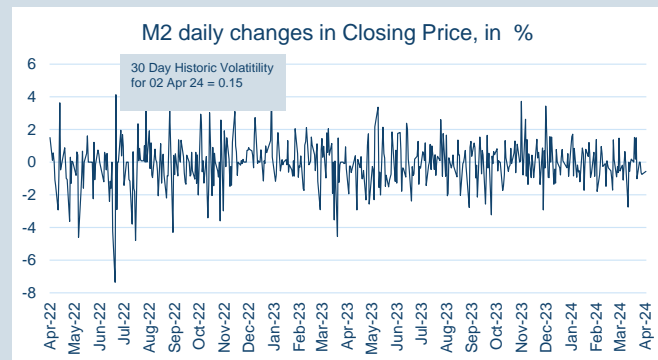
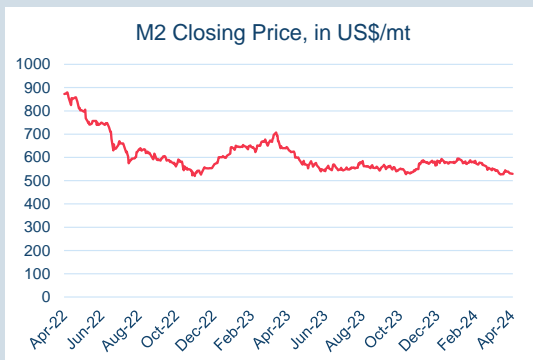
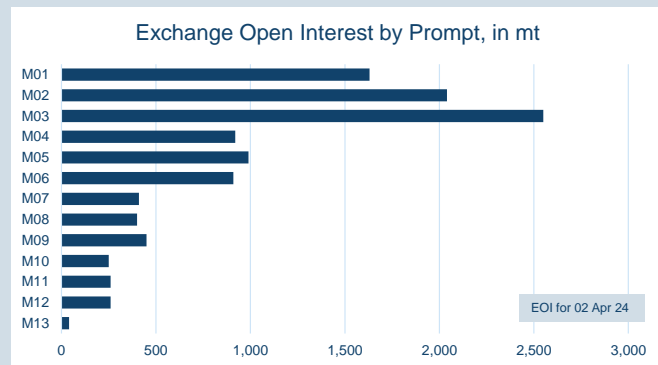
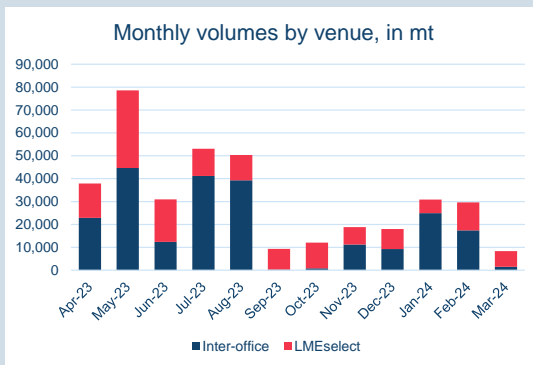
Volume (inc UNA) Mar-2024	
Lots	834
Tonnes	8,340

Volume Year To Date	
Lots	6,890
Tonnes	68,900



Prompt Month	End of Month - Daily Settlement	Volume (inc UNA)	End of Month - MOI
Mar-24	\$ 535.95	48	-
Apr-24	\$ 532.00	249	156
May-24	\$ 534.50	127	204
Jun-24	\$ 537.00	111	255
Jul-24	\$ 539.00	49	92
Aug-24	\$ 546.00	51	99
Sep-24	\$ 552.00	15	91
Oct-24	\$ 554.00	48	41
Nov-24	\$ 554.00	21	40
Dec-24	\$ 556.00	70	45
Jan-25	\$ 569.50	28	25
Feb-25	\$ 569.50	3	26
Mar-25	\$ 567.00	6	26
Apr-25	\$ 566.50	8	4
May-25	\$ 566.50	-	-

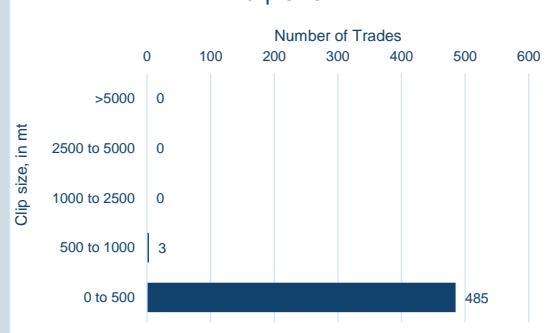




Contract specifications

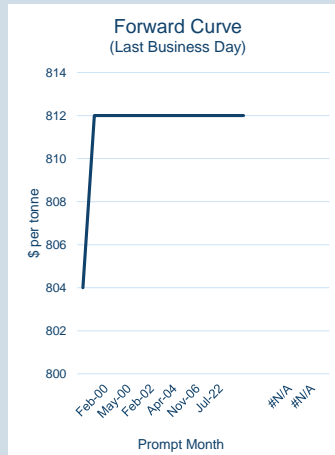
Contract Code	HCD
Underlying Index	Argus HRC FOB Tianjin China
Initial Margin	\$810 per lot (as of Jan-24)
Bloomberg Ticker	LCYA Comdty
EIKON RIC	0#CMHCF:
TT Product Code	HCFCECS
CQG Product Code	LHC
Lot Size	10 metric tonnes
Price Quotation	US\$ / metric tonne
Contract Type	Cash settled futures
Contract Period	Monthly out to 15 months
Trading Venues	LMEselect and Inter-office telephone
Margining	Realised variation margins applied
Trading and Clearing Fees	US\$0.30 per lot (US\$0.03 per tonne)

Number of trades in the previous month by clip size



© The London Metal Exchange - An HKEX Company. 10 Finsbury Square, London EC2A 1AJ

The information contained within this presentation is for illustrative and educational purposes only and should not be relied upon in making any investment decision. The past performance of any commodity, derivative or other product referred to in the presentation cannot be relied upon as a guide to its future performance. Whilst every effort has been made to ensure the information is up-to-date and correct, the LME cannot guarantee that it is completely accurate and free from human error. The information is published "as is" without any warranty of any kind, express or implied, as to accuracy of the information and the LME shall not be liable for any losses or damage that may result from use of the presentation as a consequence of any inaccuracies in, or any omissions from, the information which it may contain. The information may not be reproduced, distributed or transmitted to any other person or incorporated in any way into another publication or other material.

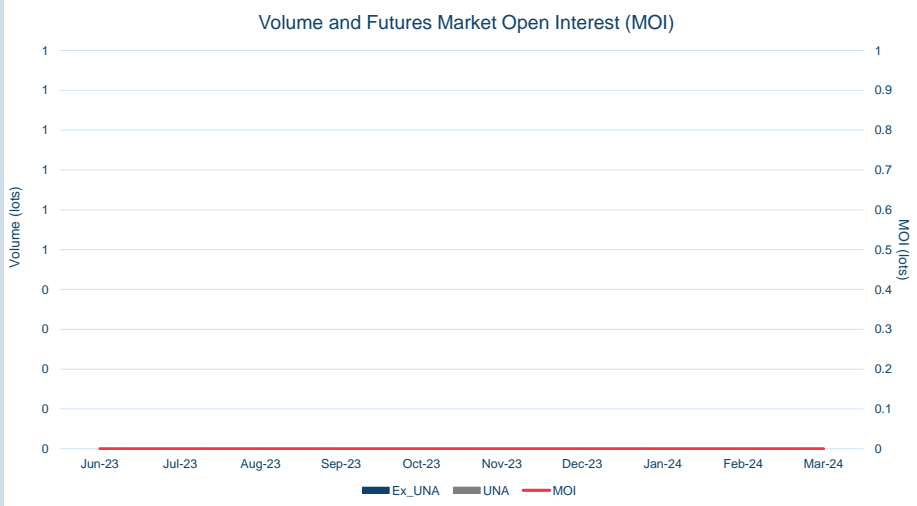


Front Month	
Average	\$803.80
Minimum	\$800.00
Maximum	\$860.00

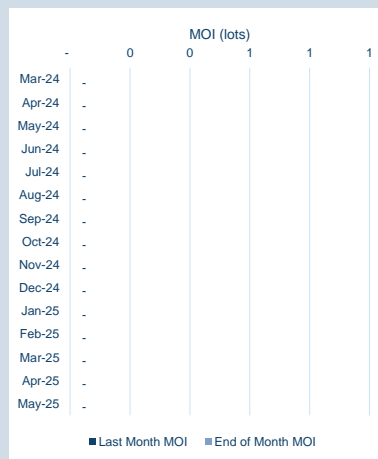
Volume (ex UNA) Mar-2024	
Lots	-

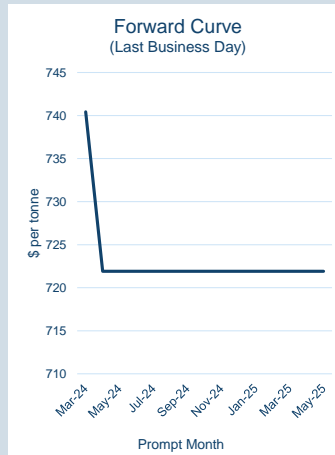
Volume (inc UNA) Mar-2024	
Lots	-
Tonnes	-

Volume Year To Date	
Lots	-
Tonnes	-



Prompt Month	End of Month - Daily Settlement	Volume (inc UNA)	End of Month - MOI
Jan-00	\$ 804.00	-	-
Jan-00	\$ 812.00	-	-
Feb-00	\$ 812.00	-	-
Feb-00	\$ 812.00	-	-
May-00	\$ 812.00	-	-
Nov-01	\$ 812.00	-	-
Feb-02	\$ 812.00	-	-
Oct-02	\$ 812.00	-	-
Apr-04	\$ 812.00	-	-
Jul-04	\$ 812.00	-	-
Nov-06	\$ 812.00	-	-
Jan-10	\$ 812.00	-	-
Jul-22	\$ 812.00	-	-
Nov-11	\$ 812.00	-	-
Jan-00	\$ 812.00	-	-



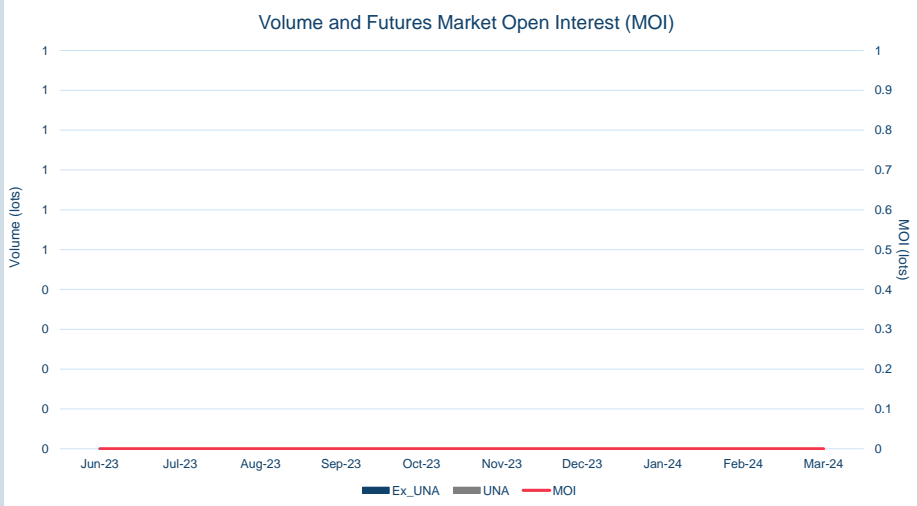


Front Month	
Average	\$750.28
Minimum	\$740.43
Maximum	\$771.15

Volume (ex UNA) Mar-2024	
Lots	-

Volume (inc UNA) Mar-2024	
Lots	-
Tonnes	-

Volume Year To Date	
Lots	-
Tonnes	-



Prompt Month	End of Month - Daily Settlement	Volume (inc UNA)	End of Month - MOI
Mar-24	\$ 740.43	-	-
Apr-24	\$ 721.91	-	-
May-24	\$ 721.91	-	-
Jun-24	\$ 721.91	-	-
Jul-24	\$ 721.91	-	-
Aug-24	\$ 721.91	-	-
Sep-24	\$ 721.91	-	-
Oct-24	\$ 721.91	-	-
Nov-24	\$ 721.91	-	-
Dec-24	\$ 721.91	-	-
Jan-25	\$ 721.91	-	-
Feb-25	\$ 721.91	-	-
Mar-25	\$ 721.91	-	-
Apr-25	\$ 721.91	-	-
May-25	\$ 721.91	-	-

