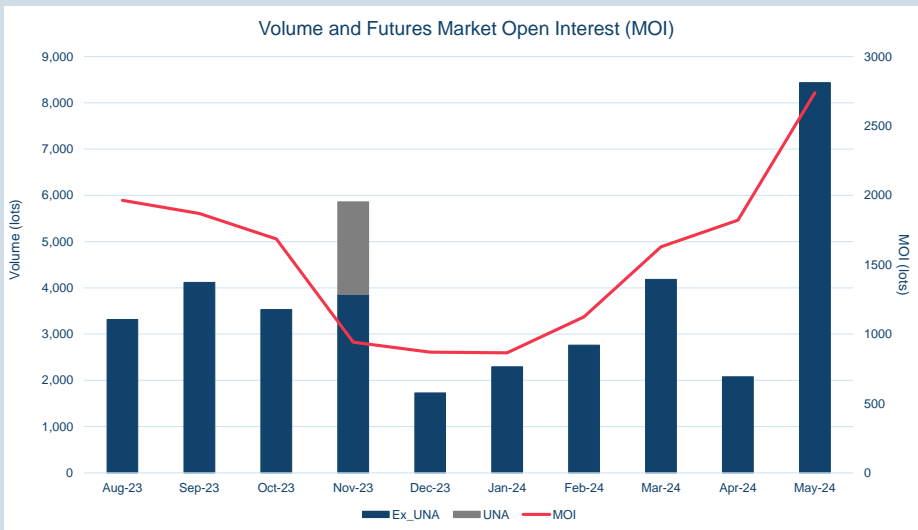


Front Month	
Average	\$580.78
Minimum	\$572.50
Maximum	\$588.50

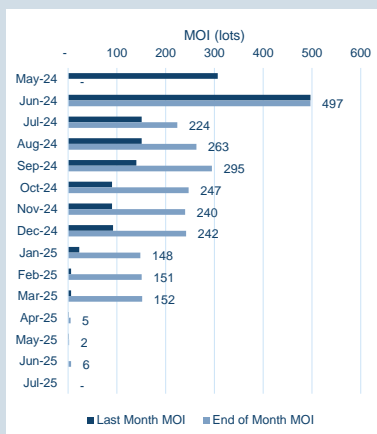
Volume (ex UNA) May-2024	
Lots	8,435

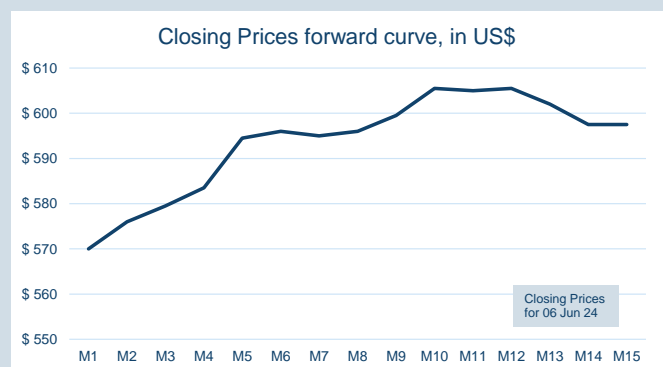
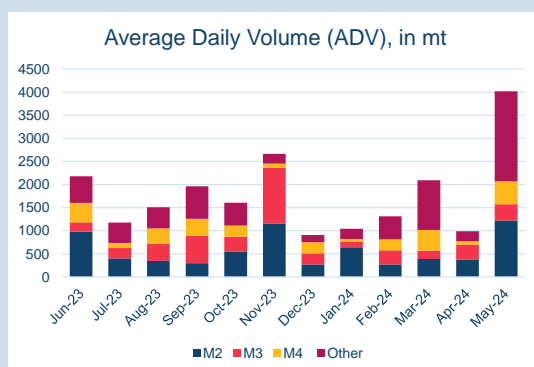
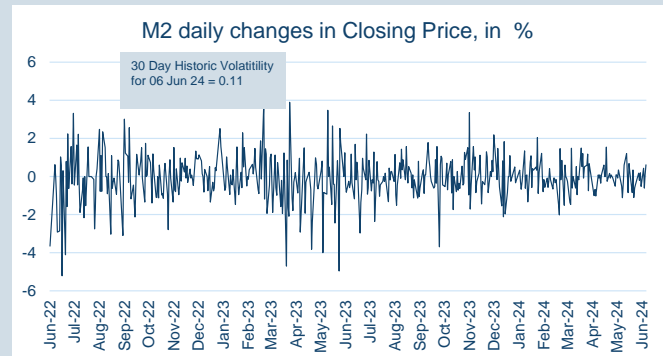
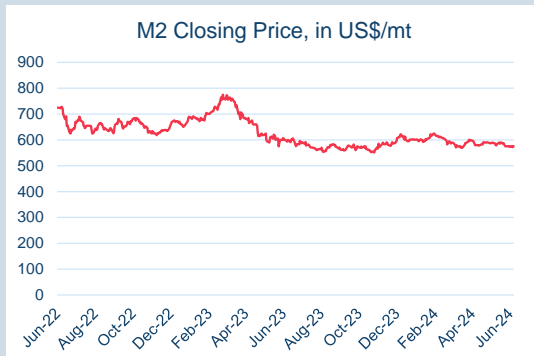
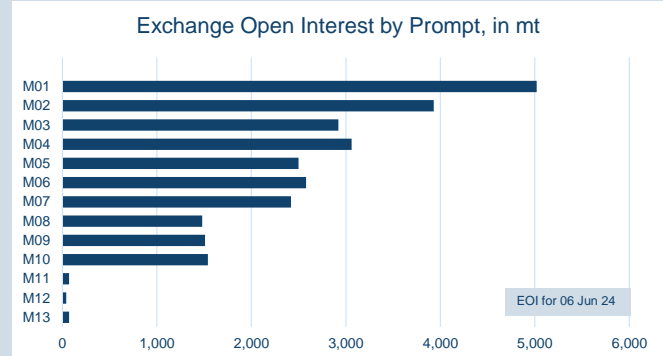
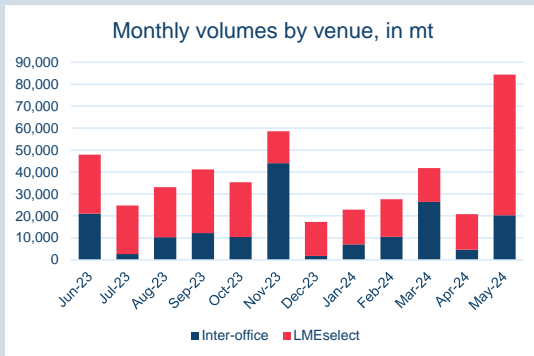
Volume (inc UNA) May-2024	
Lots	8,435
Tonnes	84,350

Volume Year To Date	
Lots	19,745
Tonnes	197,450

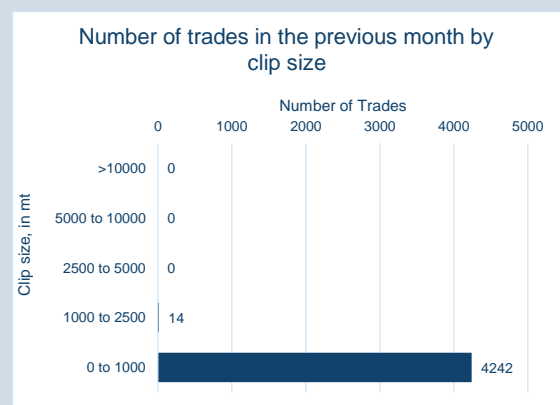


Prompt Month	End of Month - Daily Settlement	Volume (inc UNA)	End of Month - MOI
May-24	\$ 579.88	134	-
Jun-24	\$ 573.00	2,565	497
Jul-24	\$ 580.00	739	224
Aug-24	\$ 582.50	1,039	263
Sep-24	\$ 589.00	1,138	295
Oct-24	\$ 595.50	1,032	247
Nov-24	\$ 599.50	333	240
Dec-24	\$ 600.50	354	242
Jan-25	\$ 601.50	356	148
Feb-25	\$ 603.00	325	151
Mar-25	\$ 605.50	325	152
Apr-25	\$ 605.00	43	5
May-25	\$ 605.50	30	2
Jun-25	\$ 603.50	22	6
Jul-25	\$ 603.50	-	-



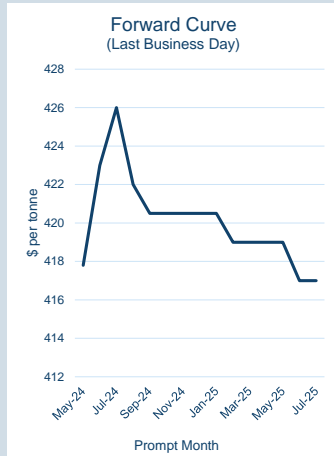


Contract specifications	
Contract Code	SRD
Underlying Index	Platts Steel Rebar FOB Turkey
Initial Margin	\$880 per lot (as of Jan-24)
Bloomberg Ticker	JBPA Comdty
EIKON RIC	0#CSRRF:
TT Product Code	SRFCECS
CQG Product Code	SSR
Lot Size	10 metric tonnes
Price Quotation	US\$ / metric tonne
Contract Type	Cash settled futures
Contract Period	Monthly out to 15 months
Trading Venues	LMEselect and Inter-office telephone
Margining	Realised variation margins applied
Trading and Clearing Fees	US\$0.30 per lot (US\$0.03 per tonne)



© The London Metal Exchange - An HKEX Company. 10 Finsbury Square, London EC2A 1AJ

The information contained within this presentation is for illustrative and educational purposes only and should not be relied upon in making any investment decision. The past performance of any commodity, derivative or other product referred to in the presentation cannot be relied upon as a guide to its future performance. Whilst every effort has been made to ensure the information is up-to-date and correct, the LME cannot guarantee that it is completely accurate and free from human error. The information is published "as is" without any warranty of any kind, express or implied, as to accuracy of the information and the LME shall not be liable for any losses or damage that may result from use of the presentation as a consequence of any inaccuracies in, or any omissions from, the information which it may contain. The information may not be reproduced, distributed or transmitted to any other person or incorporated in any way into another publication or other material.

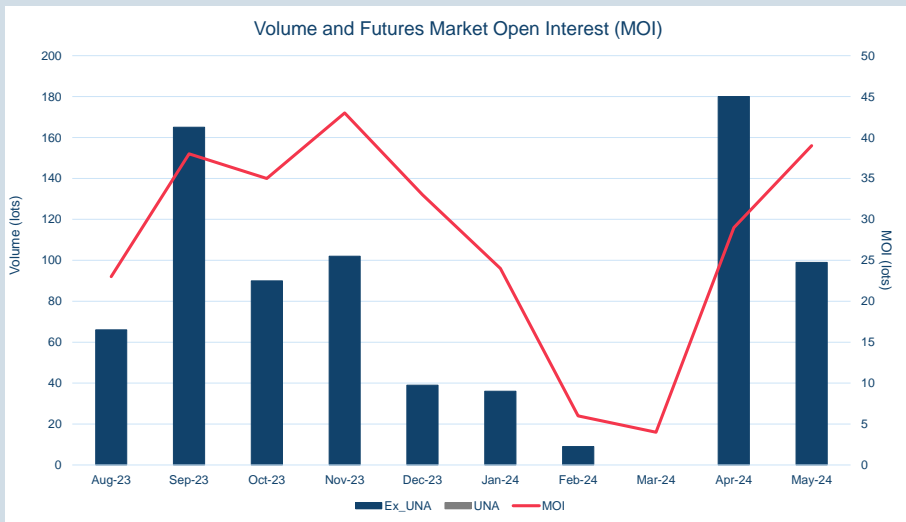


Front Month	
Average	\$424.51
Minimum	\$417.80
Maximum	\$431.50

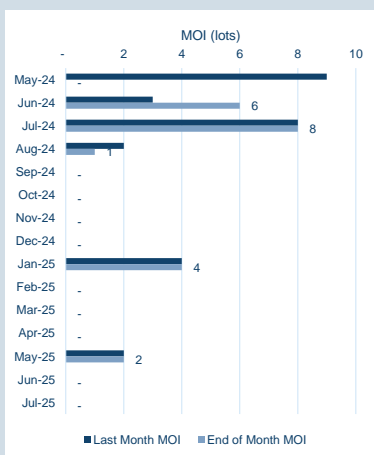
Volume (ex UNA) May-2024	
Lots	99

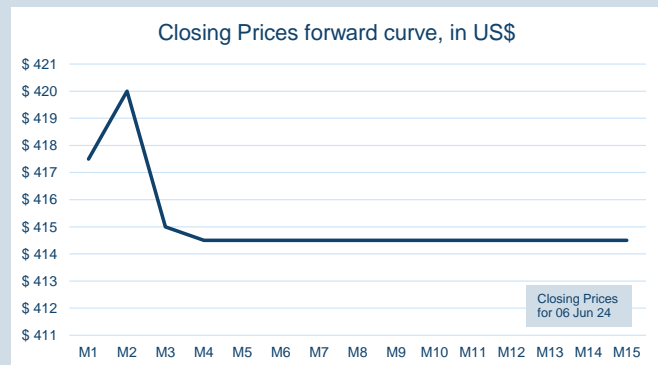
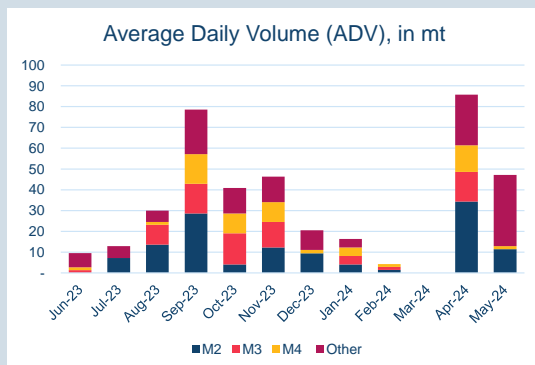
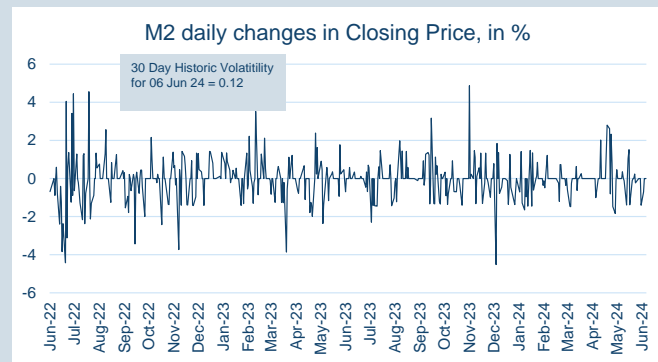
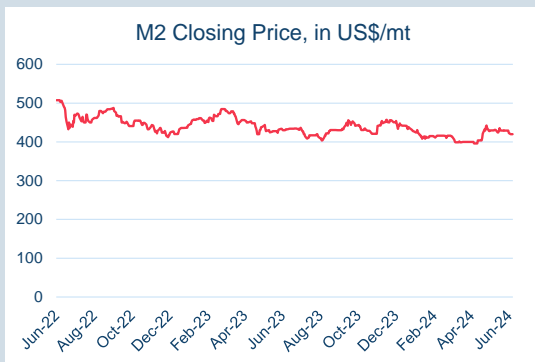
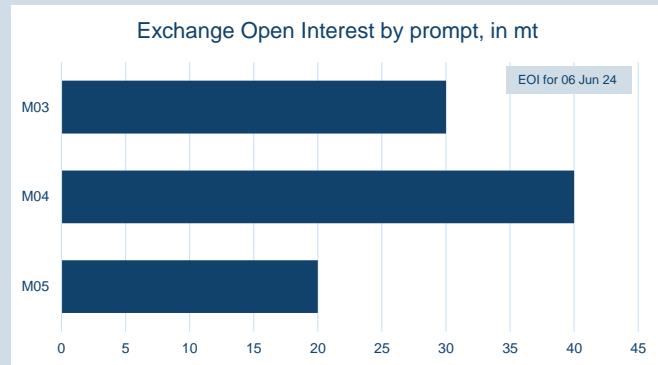
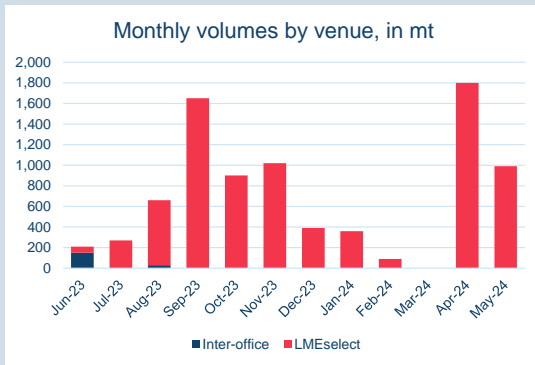
Volume (inc UNA) May-2024	
Lots	99
Tonnes	990

Volume Year To Date	
Lots	324
Tonnes	3,240

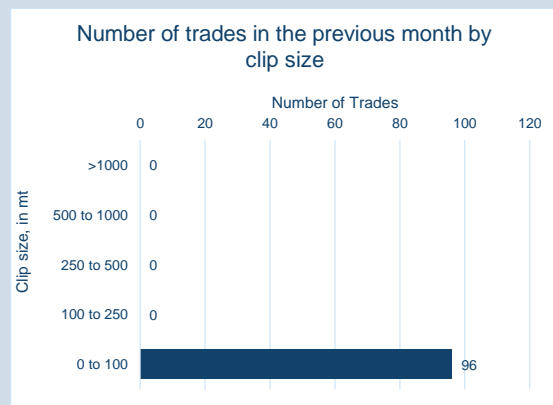


Prompt Month	End of Month - Daily Settlement	Volume (inc UNA)	End of Month - MOI
May-24	\$	417.80	72
Jun-24	\$	423.00	24
Jul-24	\$	426.00	-
Aug-24	\$	422.00	3
Sep-24	\$	420.50	-
Oct-24	\$	420.50	-
Nov-24	\$	420.50	-
Dec-24	\$	420.50	-
Jan-25	\$	420.50	-
Feb-25	\$	419.00	-
Mar-25	\$	419.00	-
Apr-25	\$	419.00	-
May-25	\$	419.00	-
Jun-25	\$	417.00	-
Jul-25	\$	417.00	-



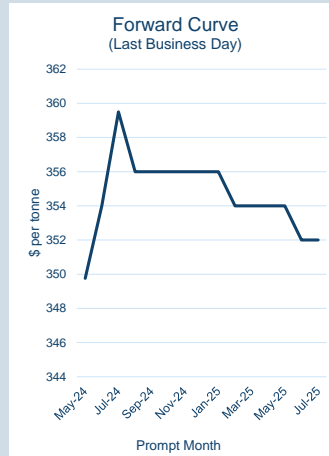


Contract specifications	
Contract Code	SID
Underlying Index	Platts' Shredded Scrap CFR Nhava Sheva
Initial Margin	\$620 per lot (as of Jan-24)
Bloomberg Ticker	LXLA Comdty
EIKON RIC	0#CSSIF:
TT Product Code	SIFCECS
CQG Product Code	LSI
Lot Size	10 metric tonnes
Price Quotation	US\$ / metric tonne
Contract Type	Cash settled futures
Contract Period	Monthly out to 15 months
Trading Venues	LMEselect and Inter-office telephone
Margining	Realised variation margins applied
Trading and Clearing Fees	US\$0.30 per lot (US\$0.03 per tonne)



© The London Metal Exchange - An HKEX Company. 10 Finsbury Square, London EC2A 1AJ

The information contained within this presentation is for illustrative and educational purposes only and should not be relied upon in making any investment decision. The past performance of any commodity, derivative or other product referred to in the presentation cannot be relied upon as a guide to its future performance. Whilst every effort has been made to ensure the information is up-to-date and correct, the LME cannot guarantee that it is completely accurate and free from human error. The information is published "as is" without any warranty of any kind, express or implied, as to accuracy of the information and the LME shall not be liable for any losses or damage that may result from use of the presentation as a consequence of any inaccuracies in, or any omissions from, the information which it may contain. The information may not be reproduced, distributed or transmitted to any other person or incorporated in any way into another publication or other material.

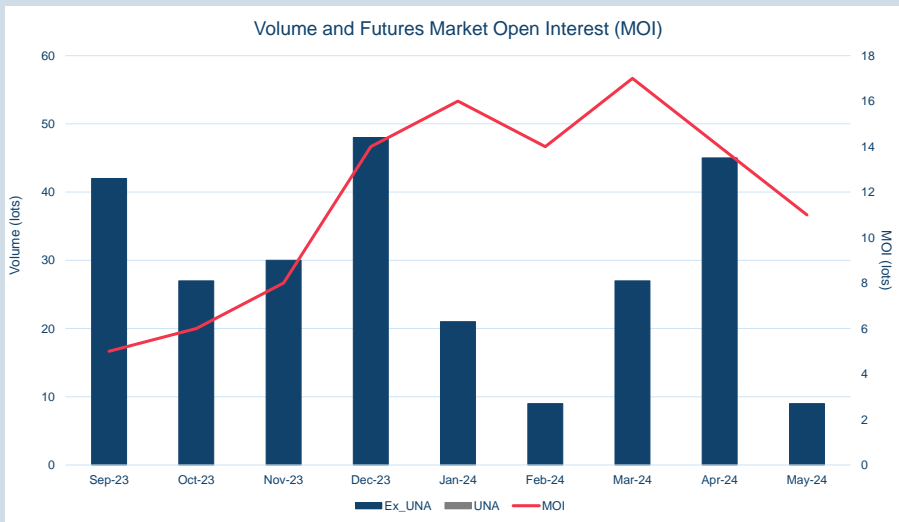


Front Month	
Average	\$356.04
Minimum	\$349.76
Maximum	\$361.00

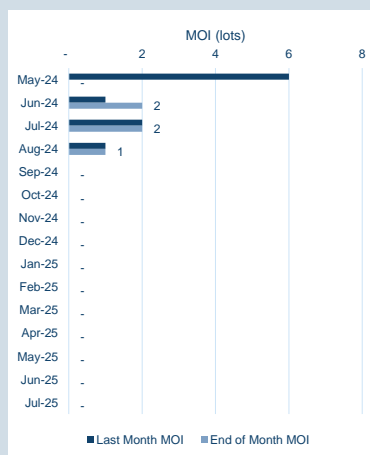
Volume (ex UNA) May-2024	
Lots	9

Volume (inc UNA) May-2024	
Lots	9
Tonnes	90

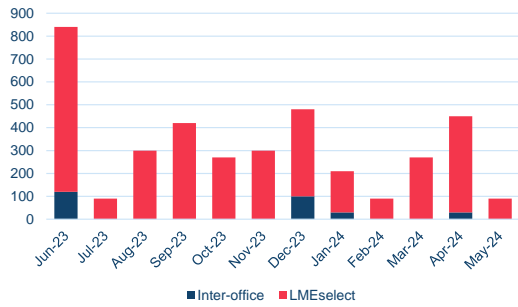
Volume Year To Date	
Lots	111
Tonnes	1,110



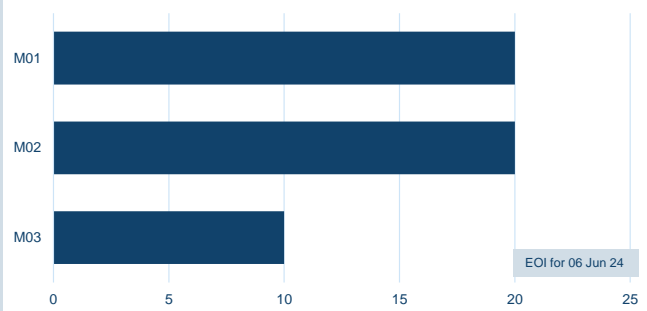
Prompt Month	End of Month - Daily Settlement	Volume (inc UNA)	End of Month - MOI
May-24	\$ 349.76	6	-
Jun-24	\$ 354.00	3	2
Jul-24	\$ 359.50	-	2
Aug-24	\$ 356.00	-	1
Sep-24	\$ 356.00	-	-
Oct-24	\$ 356.00	-	-
Nov-24	\$ 356.00	-	-
Dec-24	\$ 356.00	-	-
Jan-25	\$ 356.00	-	-
Feb-25	\$ 354.00	-	-
Mar-25	\$ 354.00	-	-
Apr-25	\$ 354.00	-	-
May-25	\$ 354.00	-	-
Jun-25	\$ 352.00	-	-
Jul-25	\$ 352.00	-	-



Monthly volumes by venue, in mt



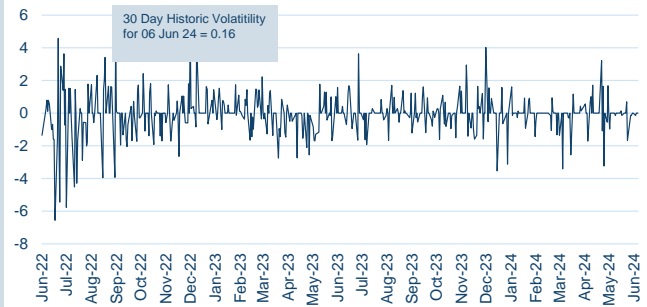
Exchange Open Interest by Prompt, in mt



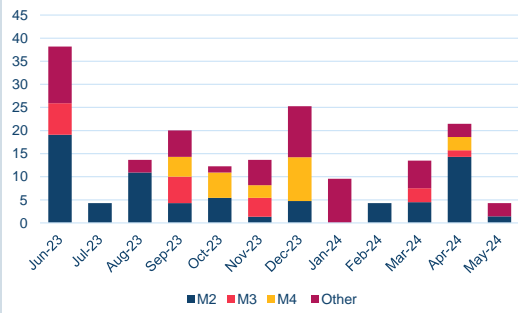
M2 Closing Price, in US\$/mt



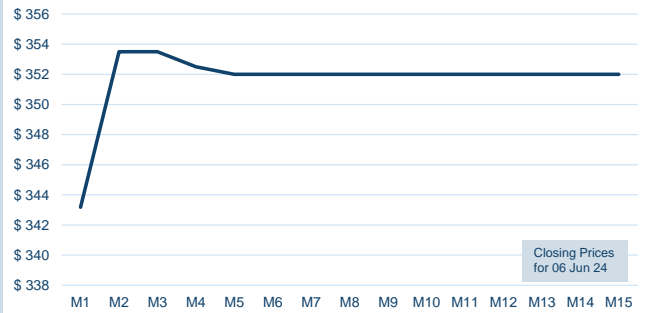
M2 daily changes in Closing Price, in %



Average Daily Volume (ADV), in mt



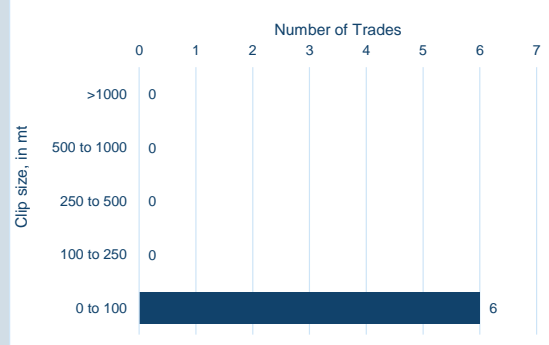
Closing Prices forward curve, in US\$



Contract specifications

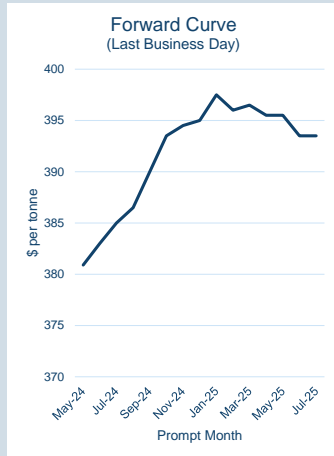
Contract Code	STD
Underlying Index	Argus' Ferrous scrap HMS 1/2 (80:20) containerised CFR Taiwan
Initial Margin	\$520 per lot (as of Jan-24)
Bloomberg Ticker	LVAAComdty
EIKON RIC	0#CSSTF:
TT Product Code	STFCECS
CQG Product Code	LST
Lot Size	10 metric tonnes
Price Quotation	US\$ / metric tonne
Contract Type	Cash settled futures
Contract Period	Monthly out to 15 months
Trading Venues	LMEselect and Inter-office telephone
Margining	Realised variation margins applied
Trading and Clearing Fees	US\$0.30 per lot (US\$0.03 per tonne)

Number of trades in the previous month by clip size



© The London Metal Exchange - An HKEX Company. 10 Finsbury Square, London EC2A 1AJ

The information contained within this presentation is for illustrative and educational purposes only and should not be relied upon in making any investment decision. The past performance of any commodity, derivative or other product referred to in the presentation cannot be relied upon as a guide to its future performance. Whilst every effort has been made to ensure the information is up-to-date and correct, the LME cannot guarantee that it is completely accurate and free from human error. The information is published "as is" without any warranty of any kind, express or implied, as to accuracy of the information and the LME shall not be liable for any losses or damage that may result from use of the presentation as a consequence of any inaccuracies in, or any omissions from, the information which it may contain. The information may not be reproduced, distributed or transmitted to any other person or incorporated in any way into another publication or other material.

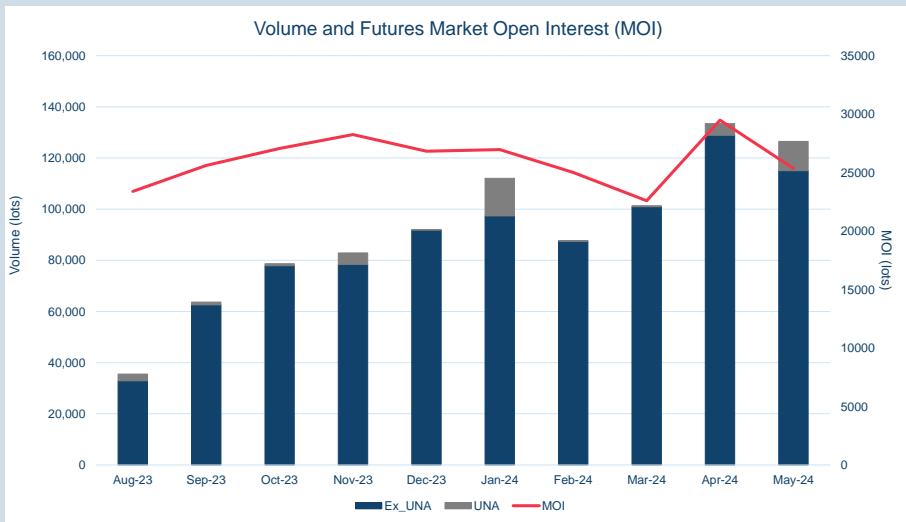


Front Month	
Average	\$381.42
Minimum	\$379.00
Maximum	\$384.00

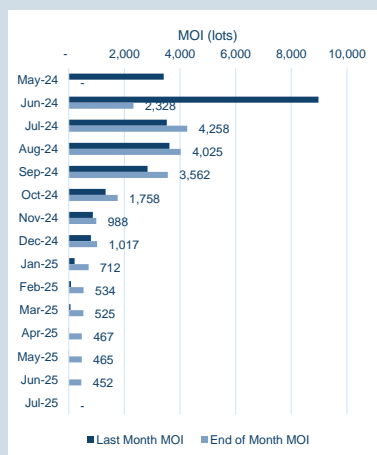
Volume (ex UNA) May-2024	
Lots	115,060

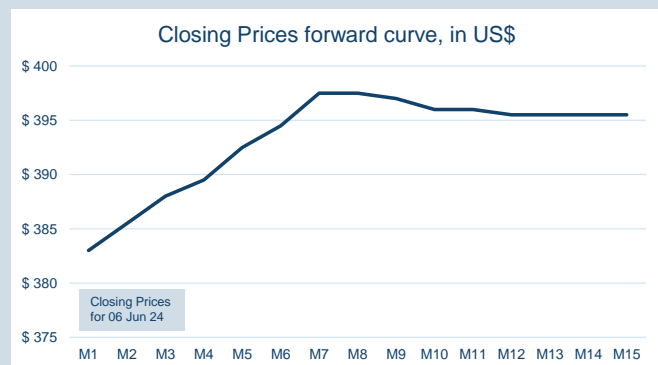
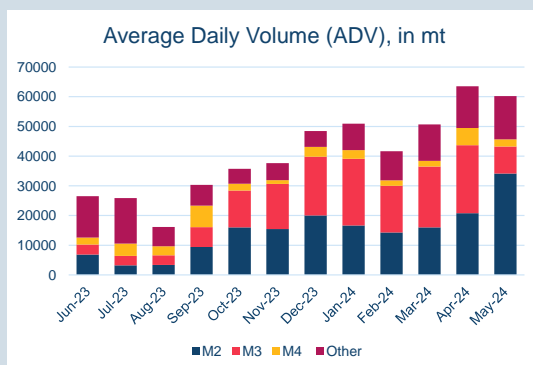
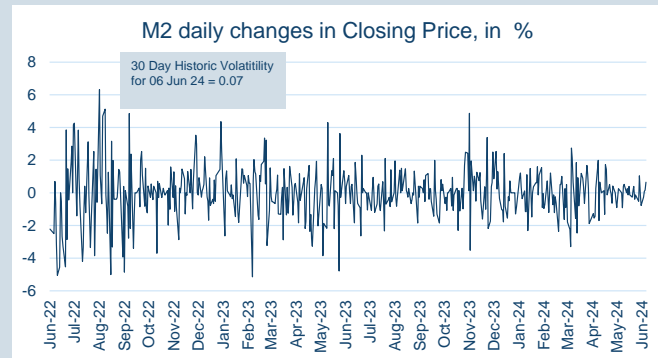
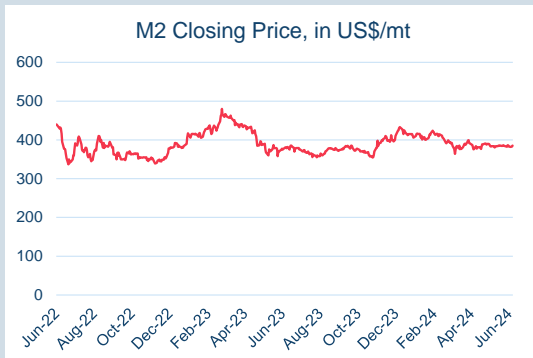
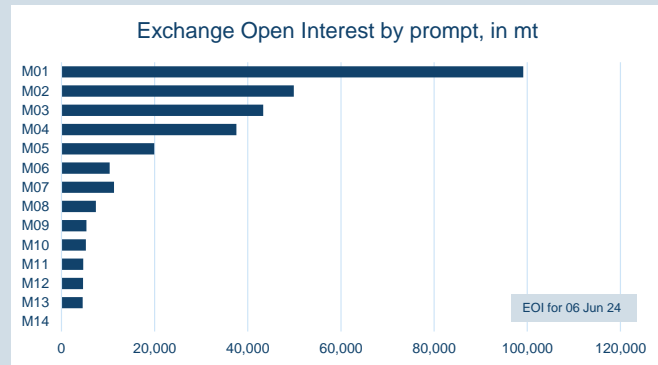
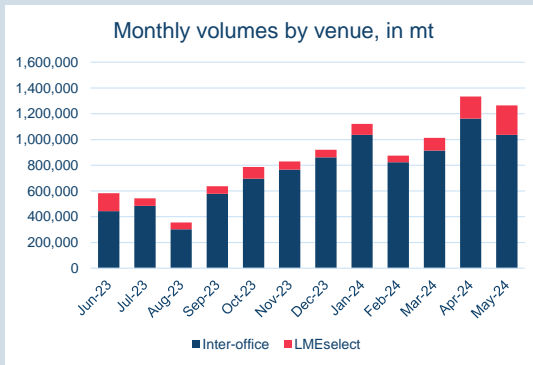
Volume (inc UNA) May-2024	
Lots	126,480
Tonnes	1,264,800

Volume Year To Date	
Lots	560,796
Tonnes	5,607,960

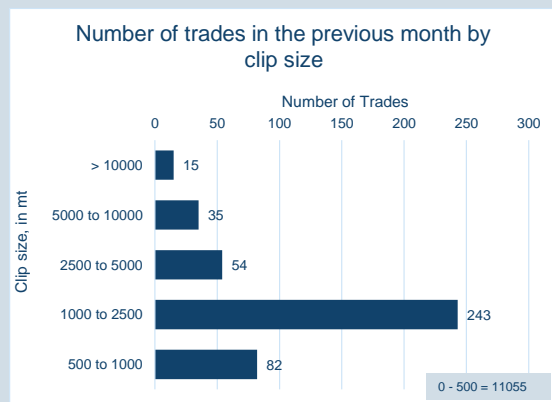


Prompt Month	End of Month - Daily Settlement	Volume (inc UNA)	End of Month - MOI
May-24	\$ 380.90	7,273	-
Jun-24	\$ 383.00	71,649	2,328
Jul-24	\$ 385.00	19,172	4,258
Aug-24	\$ 386.50	5,050	4,025
Sep-24	\$ 390.00	5,409	3,562
Oct-24	\$ 393.50	4,582	1,758
Nov-24	\$ 394.50	828	988
Dec-24	\$ 395.00	976	1,017
Jan-25	\$ 397.50	1,977	712
Feb-25	\$ 396.00	1,890	534
Mar-25	\$ 396.50	1,939	525
Apr-25	\$ 395.50	1,922	467
May-25	\$ 395.50	1,899	465
Jun-25	\$ 393.50	1,914	452
Jul-25	\$ 393.50	-	-



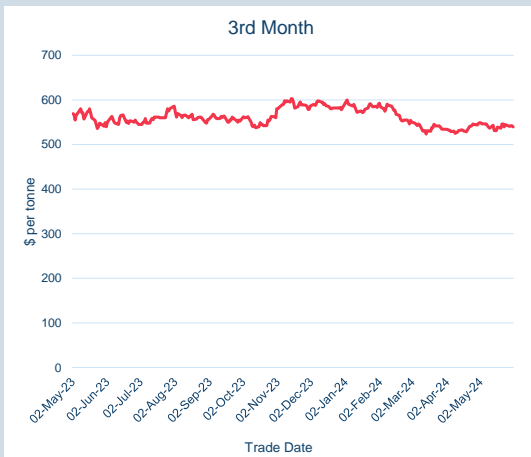


Contract specifications	
Contract Code	SCD
Underlying Index	Platts TSI HMS 1&2 (80:20) CFR Turkey
Initial Margin	\$660 per lot (as of Jan-24)
Bloomberg Ticker	JBOA Comdty
EIKON RIC	0#CSSCF:
TT Product Code	SCFCECS
CQG Product Code	SSC
Lot Size	10 metric tonnes
Price Quotation	US\$ / metric tonne
Contract Type	Cash settled futures
Contract Period	Monthly out to 15 months
Trading Venues	LMEselect and Inter-office telephone
Margining	Realised variation margins applied
Trading and Clearing Fees	US\$0.30 per lot (US\$0.03 per tonne)



© The London Metal Exchange - An HKEX Company. 10 Finsbury Square, London EC2A 1AJ

The information contained within this presentation is for illustrative and educational purposes only and should not be relied upon in making any investment decision. The past performance of any commodity, derivative or other product referred to in the presentation cannot be relied upon as a guide to its future performance. Whilst every effort has been made to ensure the information is up-to-date and correct, the LME cannot guarantee that it is completely accurate and free from human error. The information is published "as is" without any warranty of any kind, express or implied, as to accuracy of the information and the LME shall not be liable for any losses or damage that may result from use of the presentation as a consequence of any inaccuracies in, or any omissions from, the information which it may contain. The information may not be reproduced, distributed or transmitted to any other person or incorporated in any way into another publication or other material.

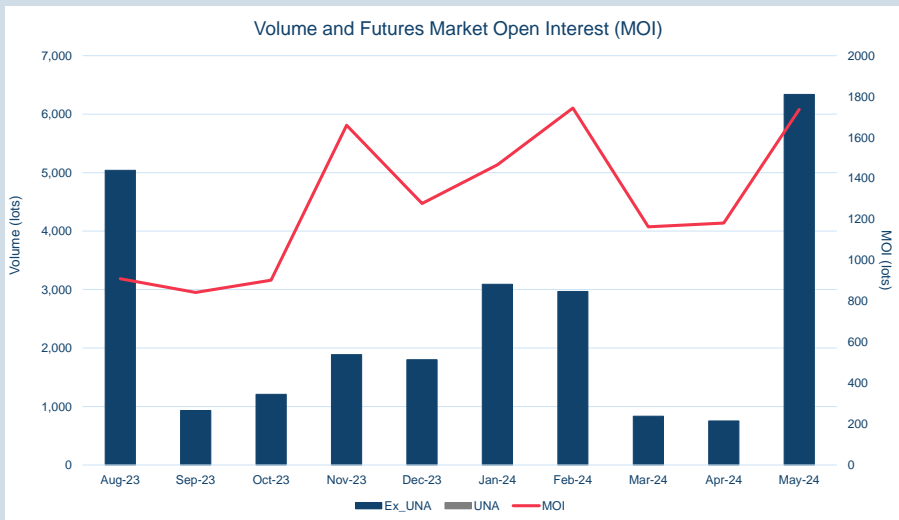


Front Month	
Average	\$535.39
Minimum	\$525.00
Maximum	\$547.50

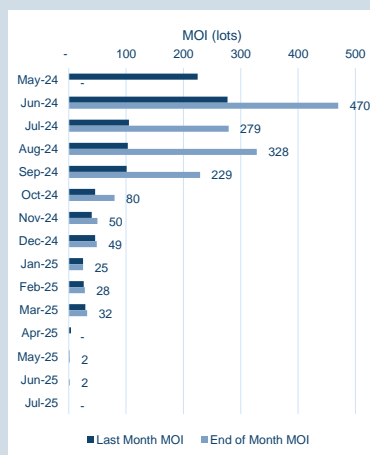
Volume (ex UNA) May-2024	
Lots	6,338

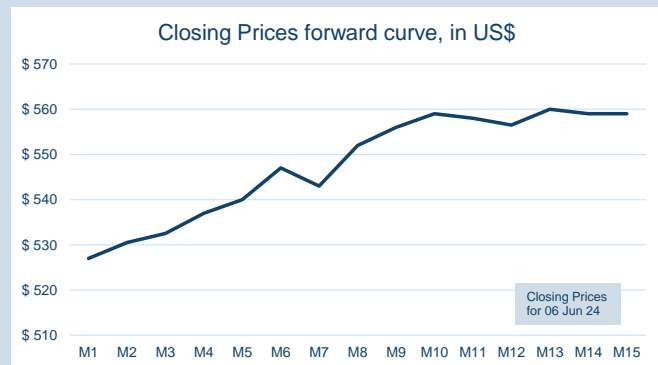
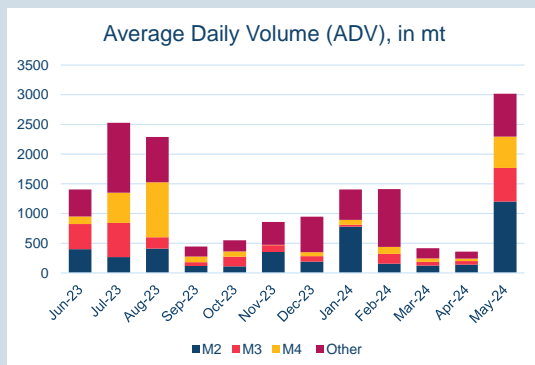
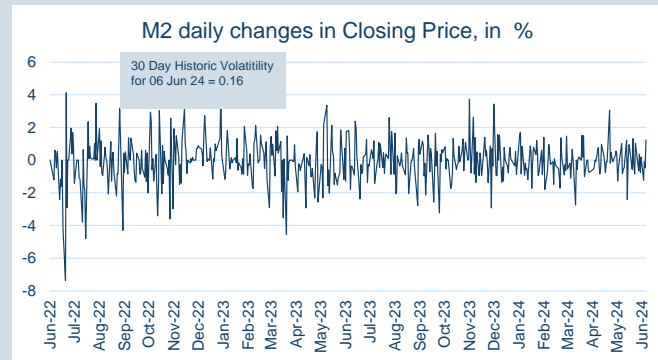
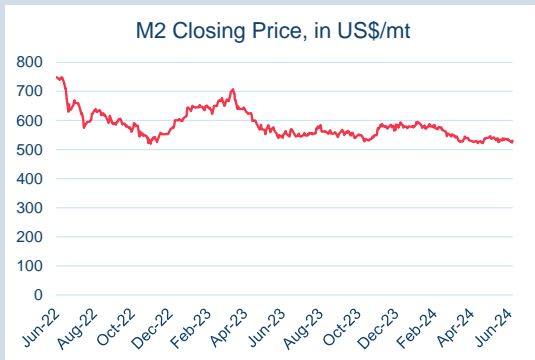
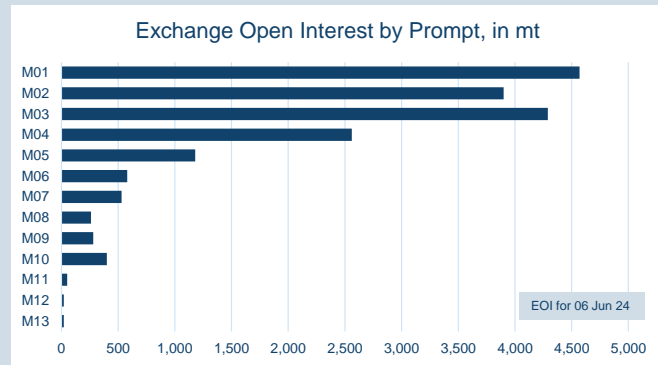
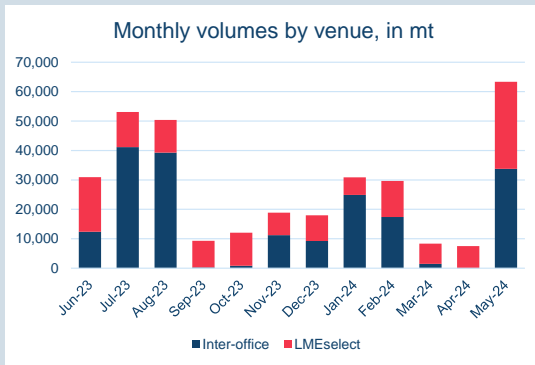
Volume (inc UNA) May-2024	
Lots	6,338
Tonnes	63,380

Volume Year To Date	
Lots	13,980
Tonnes	139,800

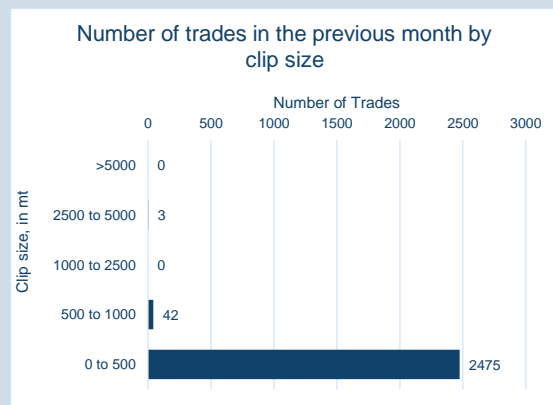


Prompt Month	End of Month - Daily Settlement	Volume (inc UNA)	End of Month - MOI
May-24	\$ 533.10	395	-
Jun-24	\$ 533.50	2,526	470
Jul-24	\$ 539.50	1,188	279
Aug-24	\$ 541.00	1,108	328
Sep-24	\$ 544.00	577	229
Oct-24	\$ 549.00	338	80
Nov-24	\$ 555.00	69	50
Dec-24	\$ 556.00	19	49
Jan-25	\$ 567.50	23	25
Feb-25	\$ 565.00	33	28
Mar-25	\$ 567.00	22	32
Apr-25	\$ 568.50	20	-
May-25	\$ 565.50	10	2
Jun-25	\$ 561.00	10	2
Jul-25	\$ 561.00	-	-



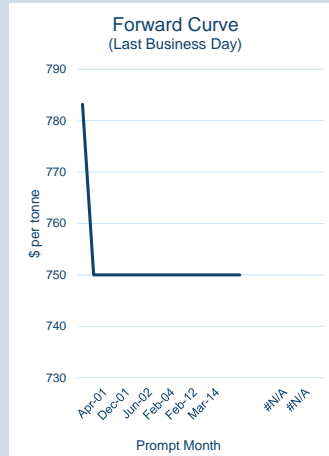


Contract specifications	
Contract Code	HCD
Underlying Index	Argus HRC FOB Tianjin China
Initial Margin	\$810 per lot (as of Jan-24)
Bloomberg Ticker	LCYA Comdty
EIKON RIC	0#CMHCF:
TT Product Code	HCFCECS
CQG Product Code	LHC
Lot Size	10 metric tonnes
Price Quotation	US\$ / metric tonne
Contract Type	Cash settled futures
Contract Period	Monthly out to 15 months
Trading Venues	LMEselect and Inter-office telephone
Margining	Realised variation margins applied
Trading and Clearing Fees	US\$0.30 per lot (US\$0.03 per tonne)



© The London Metal Exchange - An HKEX Company. 10 Finsbury Square, London EC2A 1AJ

The information contained within this presentation is for illustrative and educational purposes only and should not be relied upon in making any investment decision. The past performance of any commodity, derivative or other product referred to in the presentation cannot be relied upon as a guide to its future performance. Whilst every effort has been made to ensure the information is up-to-date and correct, the LME cannot guarantee that it is completely accurate and free from human error. The information is published "as is" without any warranty of any kind, express or implied, as to accuracy of the information and the LME shall not be liable for any losses or damage that may result from use of the presentation as a consequence of any inaccuracies in, or any omissions from, the information which it may contain. The information may not be reproduced, distributed or transmitted to any other person or incorporated in any way into another publication or other material.

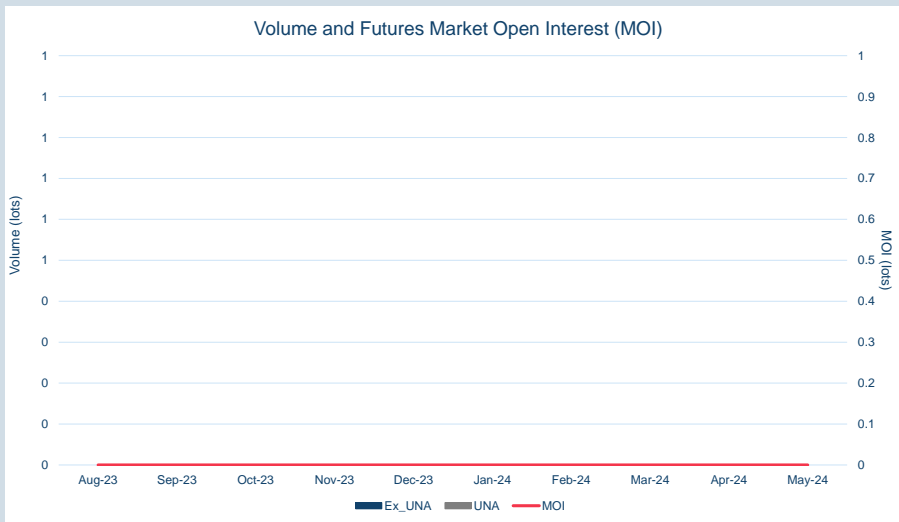


Front Month	
Average	\$799.76
Minimum	\$781.74
Maximum	\$831.00

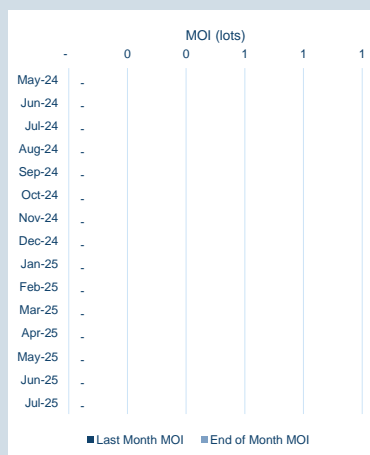
Volume (ex UNA) May-2024	
Lots	-

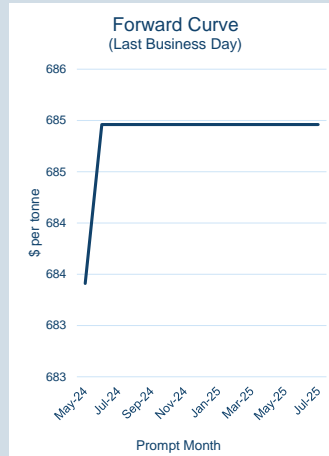
Volume (inc UNA) May-2024	
Lots	-
Tonnes	-

Volume Year To Date	
Lots	-
Tonnes	-



Prompt Month	End of Month - Daily Settlement	Volume (inc UNA)	End of Month - MOI
Jan-00	\$	783.18	-
Apr-01	\$	750.00	-
Apr-01	\$	750.00	-
Apr-01	\$	750.00	-
Dec-01	\$	750.00	-
Dec-01	\$	750.00	-
Jun-02	\$	750.00	-
Dec-03	\$	750.00	-
Feb-04	\$	750.00	-
Apr-06	\$	750.00	-
Feb-12	\$	750.00	-
Nov-13	\$	750.00	-
Mar-14	\$	750.00	-
Jan-10	\$	750.00	-
Jan-00	\$	750.00	-



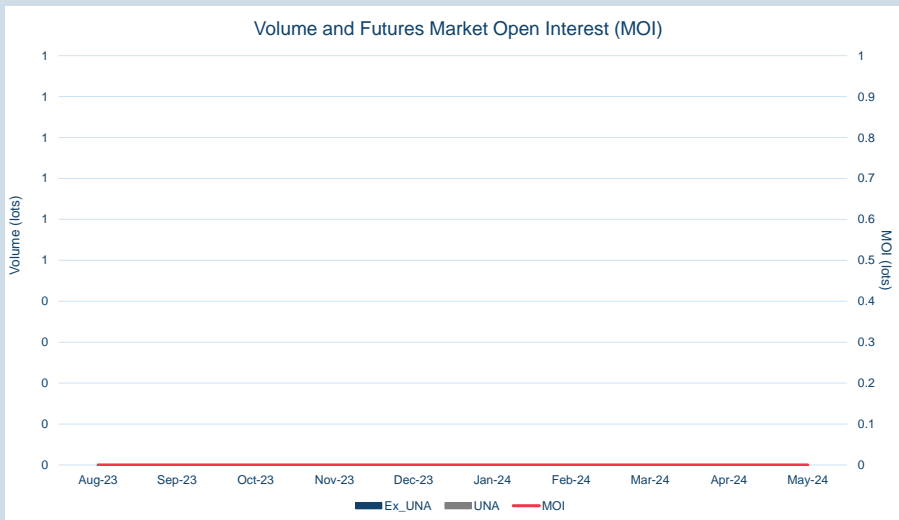


Front Month	
Average	\$681.17
Minimum	\$667.15
Maximum	\$686.80

Volume (ex UNA) May-2024	
Lots	-

Volume (inc UNA) May-2024	
Lots	-
Tonnes	-

Volume Year To Date	
Lots	-
Tonnes	-



Prompt Month	End of Month - Daily Settlement	Volume (inc UNA)	End of Month - MOI
May-24	\$ 683.41	-	-
Jun-24	\$ 684.96	-	-
Jul-24	\$ 684.96	-	-
Aug-24	\$ 684.96	-	-
Sep-24	\$ 684.96	-	-
Oct-24	\$ 684.96	-	-
Nov-24	\$ 684.96	-	-
Dec-24	\$ 684.96	-	-
Jan-25	\$ 684.96	-	-
Feb-25	\$ 684.96	-	-
Mar-25	\$ 684.96	-	-
Apr-25	\$ 684.96	-	-
May-25	\$ 684.96	-	-
Jun-25	\$ 684.96	-	-
Jul-25	\$ 684.96	-	-

