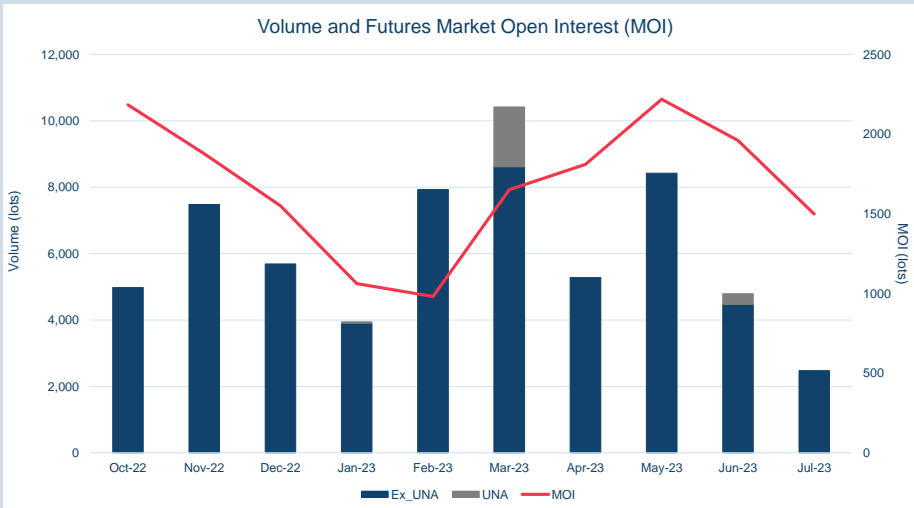


Front Month	
Average	\$580.83
Minimum	\$570.00
Maximum	\$594.50

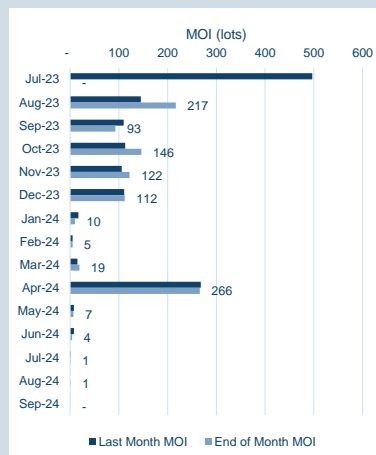
Volume (ex UNA) Jul-2023	
Lots	2,473

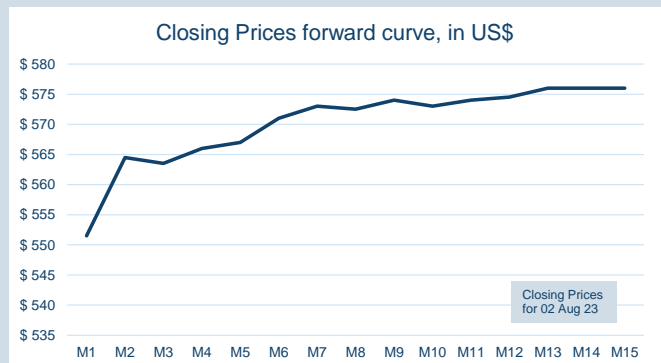
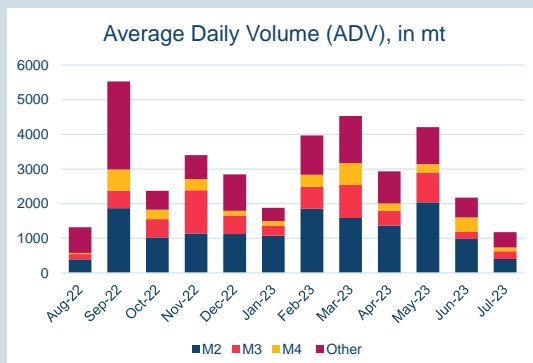
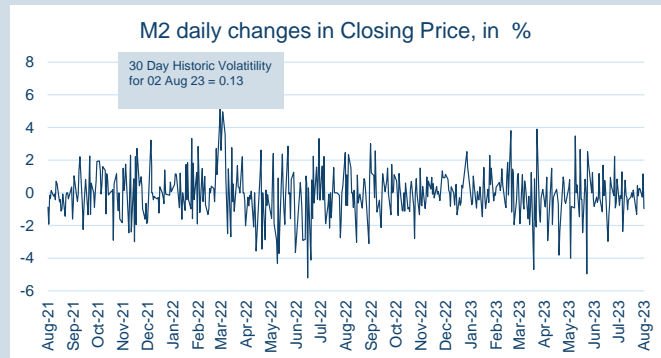
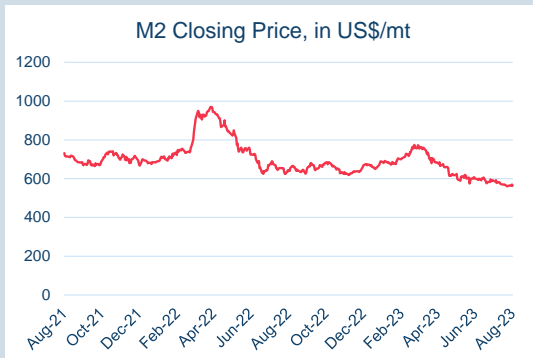
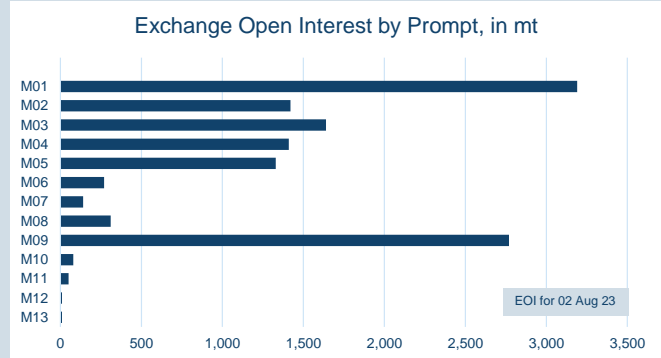
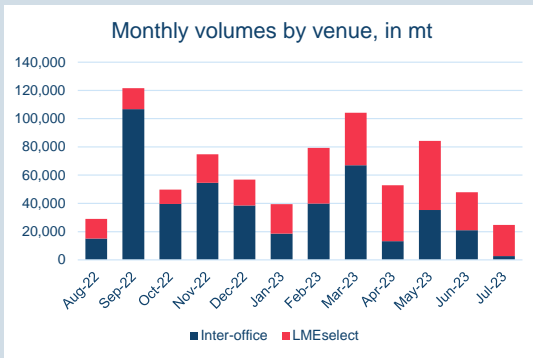
Volume (inc UNA) Jul-2023	
Lots	2,473
Tonnes	24,730

Volume Year To Date	
Lots	43,256
Tonnes	432,560

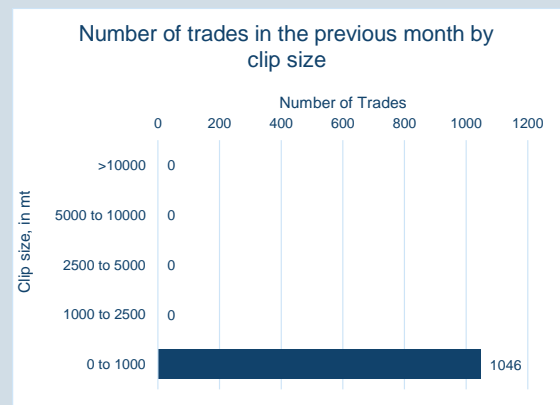


Prompt Month	End of Month - Daily Settlement	Volume (inc UNA)	End of Month - MOI
Jul-23	\$ 579.48	724	-
Aug-23	\$ 563.50	843	217
Sep-23	\$ 565.50	471	93
Oct-23	\$ 570.00	227	146
Nov-23	\$ 578.00	53	122
Dec-23	\$ 575.50	48	112
Jan-24	\$ 573.50	32	10
Feb-24	\$ 575.00	13	5
Mar-24	\$ 574.00	11	19
Apr-24	\$ 575.00	32	266
May-24	\$ 574.50	2	7
Jun-24	\$ 574.50	14	4
Jul-24	\$ 576.50	-	1
Aug-24	\$ 575.50	3	1
Sep-24	\$ 575.50	-	-



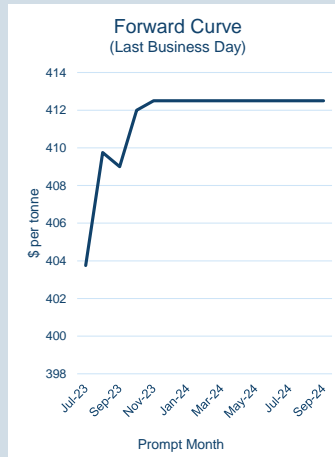


Contract specifications	
Contract Code	SRD
Underlying Index	Platts Steel Rebar FOB Turkey
Initial Margin	\$880 per lot (as of Jun-23)
Bloomberg Ticker	JBPA Comdty
EIKON RIC	0#CSRRF:
TT Product Code	SRFCECS
CQG Product Code	SSR
Lot Size	10 metric tonnes
Price Quotation	US\$ / metric tonne
Contract Type	Cash settled futures
Contract Period	Monthly out to 15 months
Trading Venues	LMEselect and Inter-office telephone
Margining	Realised variation margins applied
Trading and Clearing Fees	US\$0.30 per lot (US\$0.03 per tonne)



© The London Metal Exchange - An HKEX Company. 10 Finsbury Square, London EC2A 1AJ

The information contained within this presentation is for illustrative and educational purposes only and should not be relied upon in making any investment decision. The past performance of any commodity, derivative or other product referred to in the presentation cannot be relied upon as a guide to its future performance. Whilst every effort has been made to ensure the information is up-to-date and correct, the LME cannot guarantee that it is completely accurate and free from human error. The information is published "as is" without any warranty of any kind, express or implied, as to accuracy of the information and the LME shall not be liable for any losses or damage that may result from use of the presentation as a consequence of any inaccuracies in, or any omissions from, the information which it may contain. The information may not be reproduced, distributed or transmitted to any other person or incorporated in any way into another publication or other material.

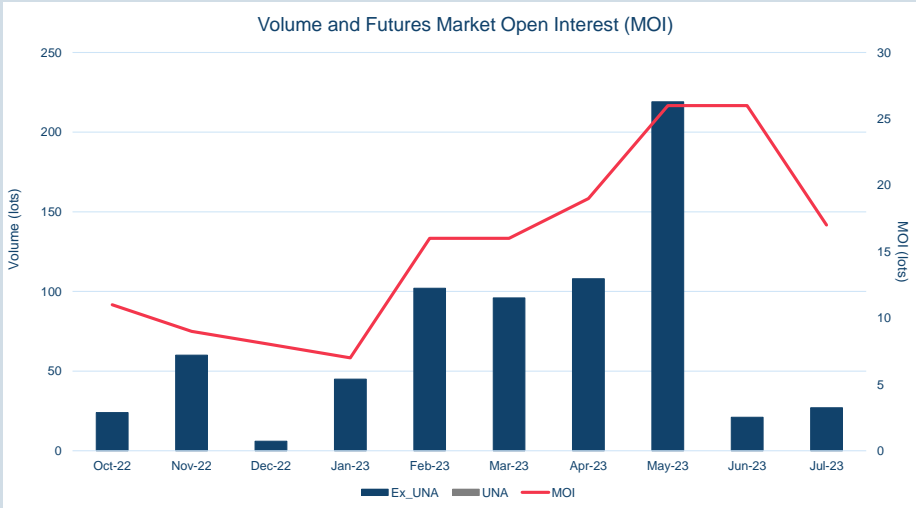


Front Month	
Average	\$425.65
Minimum	\$403.75
Maximum	\$436.50

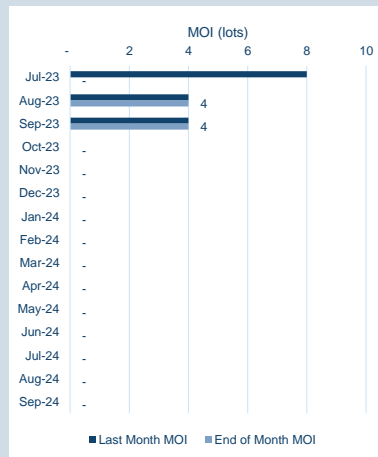
Volume (ex UNA) Jul-2023	
Lots	27

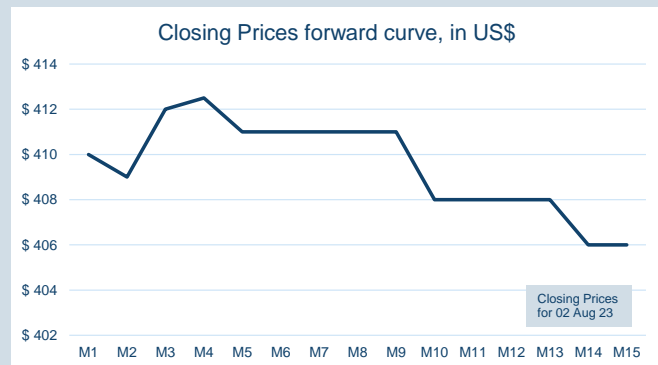
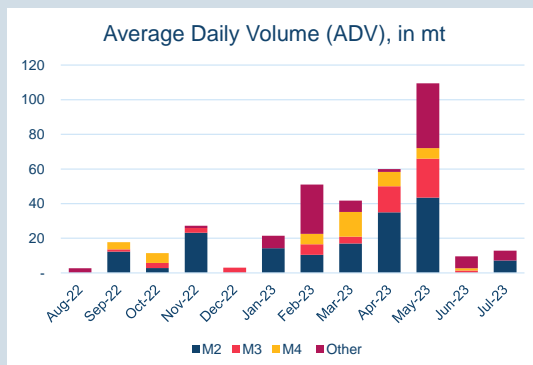
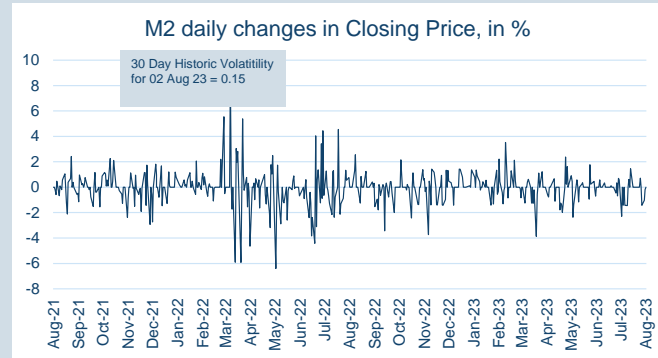
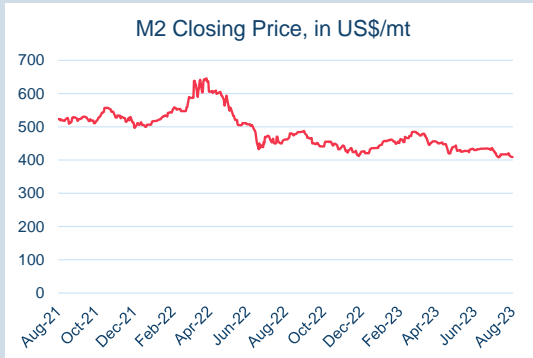
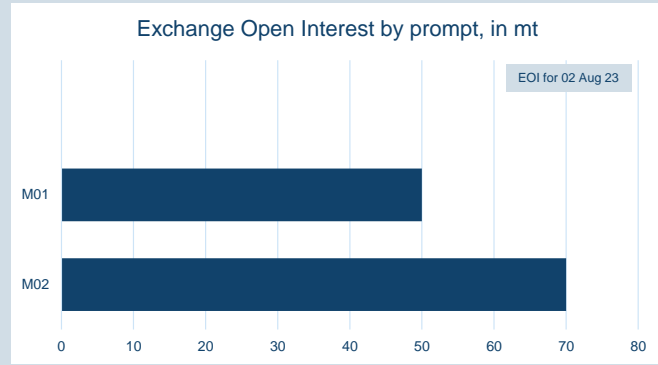
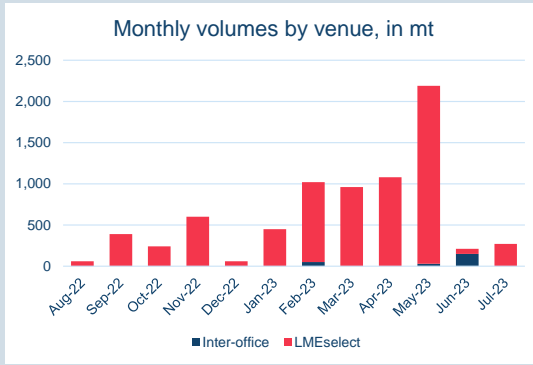
Volume (inc UNA) Jul-2023	
Lots	27
Tonnes	270

Volume Year To Date	
Lots	618
Tonnes	6,180

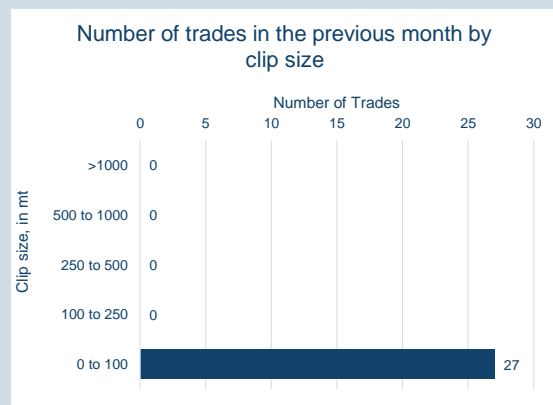


Prompt Month	End of Month - Daily Settlement	Volume (inc UNA)	End of Month - MOI
Jul-23	\$ 403.75	12	-
Aug-23	\$ 409.75	15	4
Sep-23	\$ 409.00	-	4
Oct-23	\$ 412.00	-	-
Nov-23	\$ 412.50	-	-
Dec-23	\$ 412.50	-	-
Jan-24	\$ 412.50	-	-
Feb-24	\$ 412.50	-	-
Mar-24	\$ 412.50	-	-
Apr-24	\$ 412.50	-	-
May-24	\$ 412.50	-	-
Jun-24	\$ 412.50	-	-
Jul-24	\$ 412.50	-	-
Aug-24	\$ 412.50	-	-
Sep-24	\$ 412.50	-	-



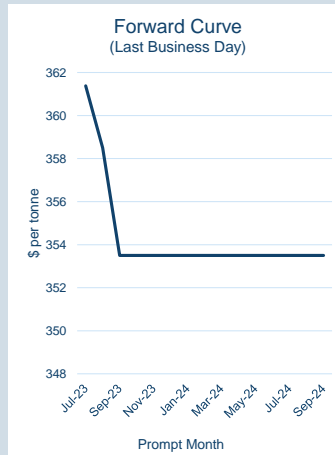


Contract specifications	
Contract Code	SID
Underlying Index	Platts' Shredded Scrap CFR Nhava Sheva
Initial Margin	\$620 per lot (as of Jun-23)
Bloomberg Ticker	LXLA Comdty
EIKON RIC	0#CSSIF:
TT Product Code	SIFCECS
CQG Product Code	LSI
Lot Size	10 metric tonnes
Price Quotation	US\$ / metric tonne
Contract Type	Cash settled futures
Contract Period	Monthly out to 15 months
Trading Venues	LMEselect and Inter-office telephone
Margining	Realised variation margins applied
Trading and Clearing Fees	US\$0.30 per lot (US\$0.03 per tonne)



© The London Metal Exchange - An HKEX Company. 10 Finsbury Square, London EC2A 1AJ

The information contained within this presentation is for illustrative and educational purposes only and should not be relied upon in making any investment decision. The past performance of any commodity, derivative or other product referred to in the presentation cannot be relied upon as a guide to its future performance. Whilst every effort has been made to ensure the information is up-to-date and correct, the LME cannot guarantee that it is completely accurate and free from human error. The information is published "as is" without any warranty of any kind, express or implied, as to accuracy of the information and the LME shall not be liable for any losses or damage that may result from use of the presentation as a consequence of any inaccuracies in, or any omissions from, the information which it may contain. The information may not be reproduced, distributed or transmitted to any other person or incorporated in any way into another publication or other material.

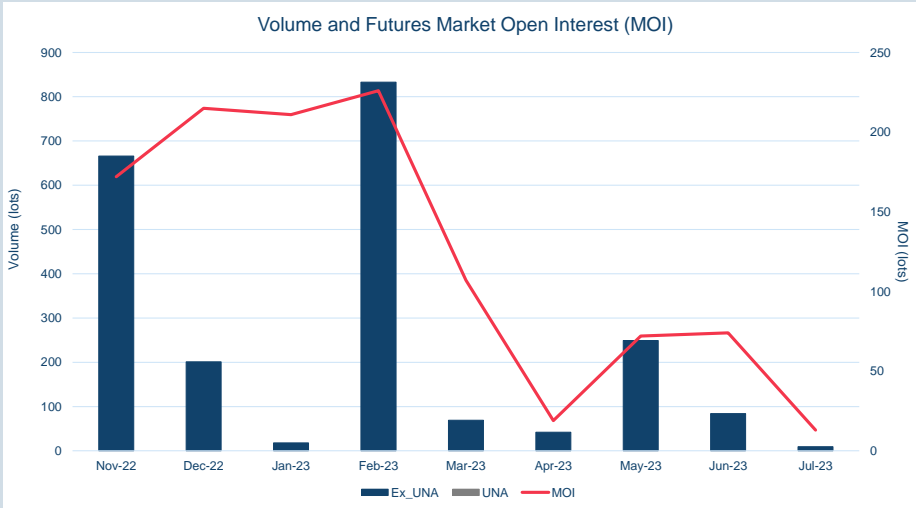


Front Month	
Average	\$364.73
Minimum	\$361.38
Maximum	\$371.00

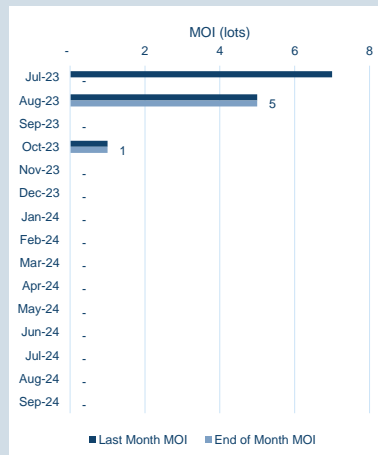
Volume (ex UNA) Jul-2023	
Lots	9

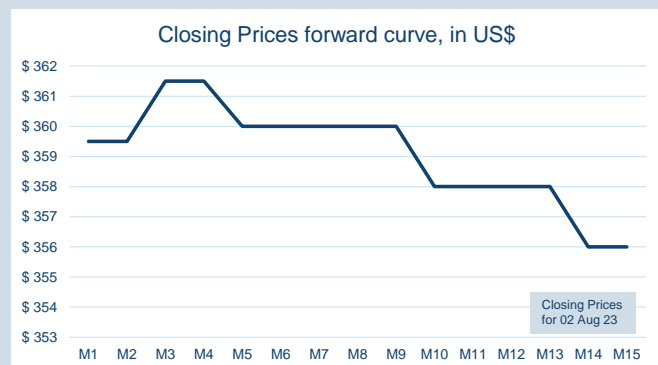
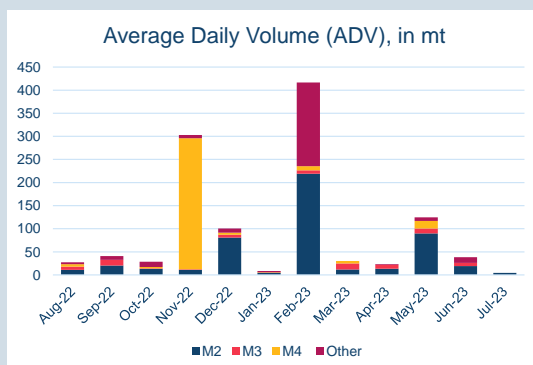
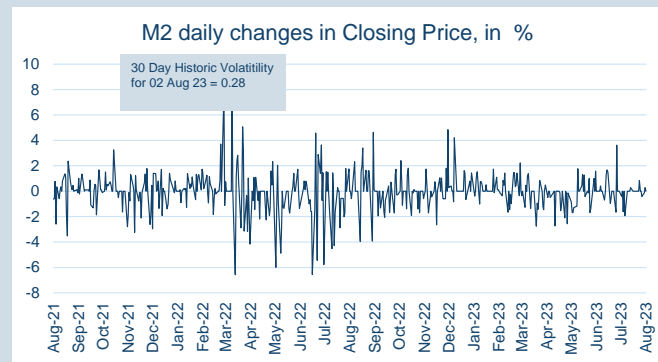
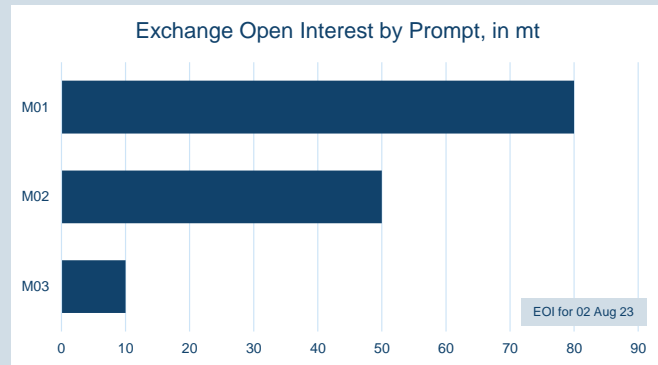
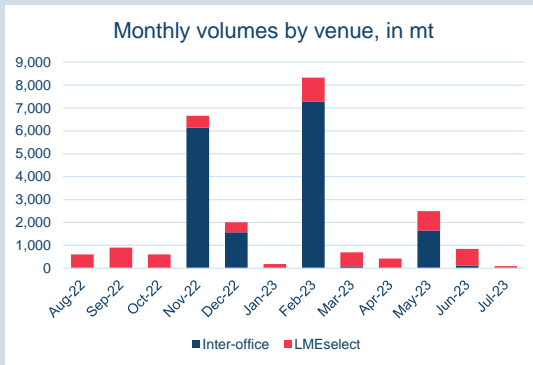
Volume (inc UNA) Jul-2023	
Lots	9
Tonnes	90

Volume Year To Date	
Lots	1,304
Tonnes	13,040

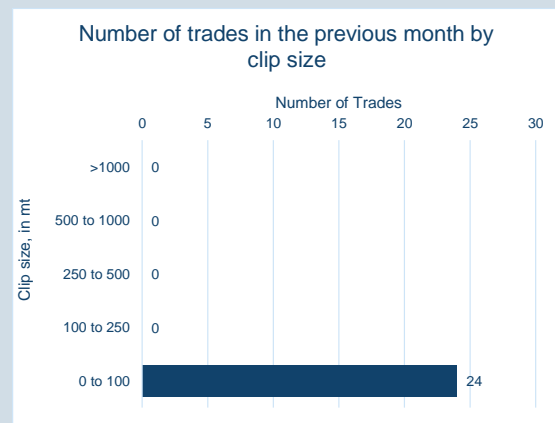


Prompt Month	End of Month - Daily Settlement	Volume (inc UNA)	End of Month - MOI
Jul-23	\$ 361.38	-	-
Aug-23	\$ 358.50	9	5
Sep-23	\$ 353.50	-	-
Oct-23	\$ 353.50	-	1
Nov-23	\$ 353.50	-	-
Dec-23	\$ 353.50	-	-
Jan-24	\$ 353.50	-	-
Feb-24	\$ 353.50	-	-
Mar-24	\$ 353.50	-	-
Apr-24	\$ 353.50	-	-
May-24	\$ 353.50	-	-
Jun-24	\$ 353.50	-	-
Jul-24	\$ 353.50	-	-
Aug-24	\$ 353.50	-	-
Sep-24	\$ 353.50	-	-



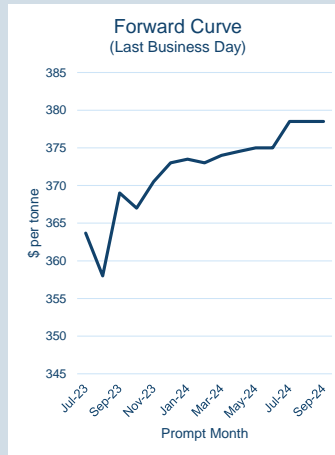


Contract specifications	
Contract Code	STD
Underlying Index	Argus' Ferrous scrap HMS 1/2 (80:20) containerised CFR Taiwan
Initial Margin	\$520 per lot (as of Jun-23)
Bloomberg Ticker	LVAACmdty
EIKON RIC	0#CSSTF:
TT Product Code	STFCECS
CQG Product Code	LST
Lot Size	10 metric tonnes
Price Quotation	US\$ / metric tonne
Contract Type	Cash settled futures
Contract Period	Monthly out to 15 months
Trading Venues	LMEselect and Inter-office telephone
Margining	Realised variation margins applied
Trading and Clearing Fees	US\$0.30 per lot (US\$0.03 per tonne)



© The London Metal Exchange - An HKEX Company. 10 Finsbury Square, London EC2A 1AJ

The information contained within this presentation is for illustrative and educational purposes only and should not be relied upon in making any investment decision. The past performance of any commodity, derivative or other product referred to in the presentation cannot be relied upon as a guide to its future performance. Whilst every effort has been made to ensure the information is up-to-date and correct, the LME cannot guarantee that it is completely accurate and free from human error. The information is published "as is" without any warranty of any kind, express or implied, as to accuracy of the information and the LME shall not be liable for any losses or damage that may result from use of the presentation as a consequence of any inaccuracies in, or any omissions from, the information which it may contain. The information may not be reproduced, distributed or transmitted to any other person or incorporated in any way into another publication or other material.

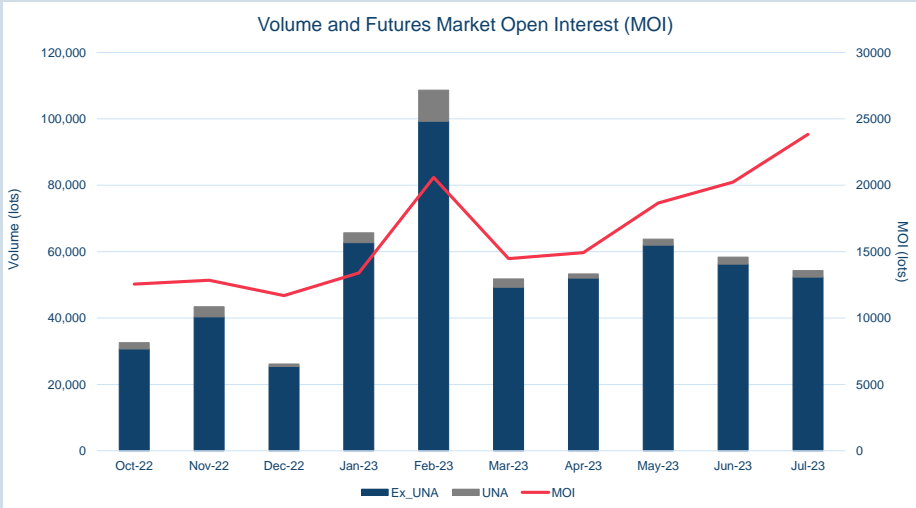


Front Month	
Average	\$369.06
Minimum	\$362.00
Maximum	\$375.50

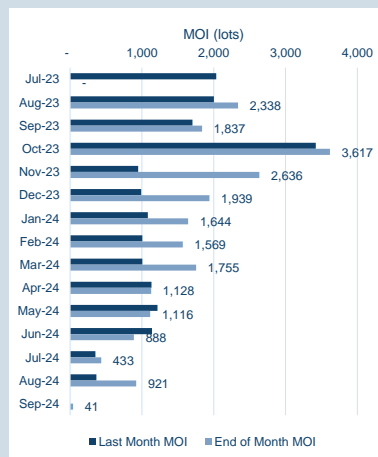
Volume (ex UNA) Jul-2023	
Lots	52,349

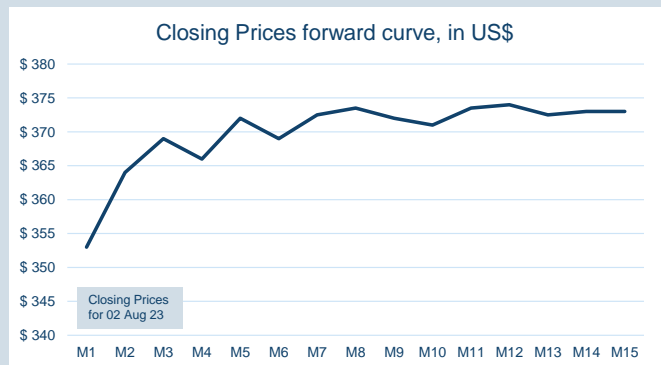
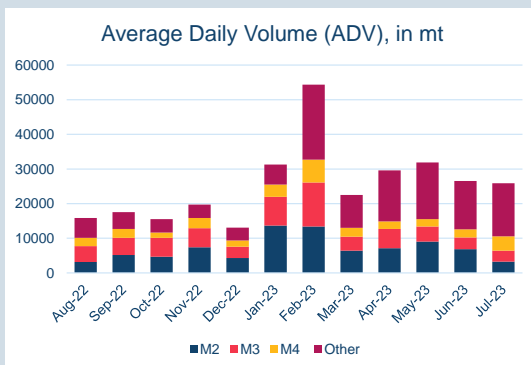
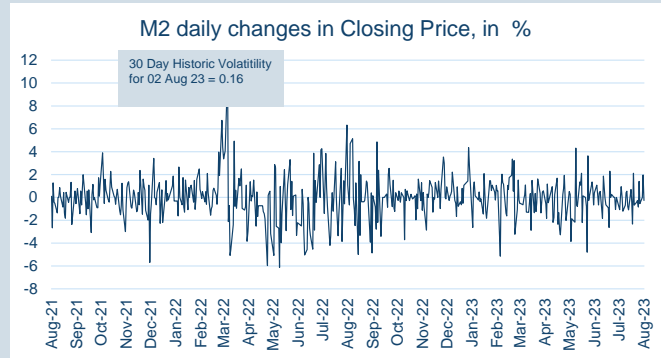
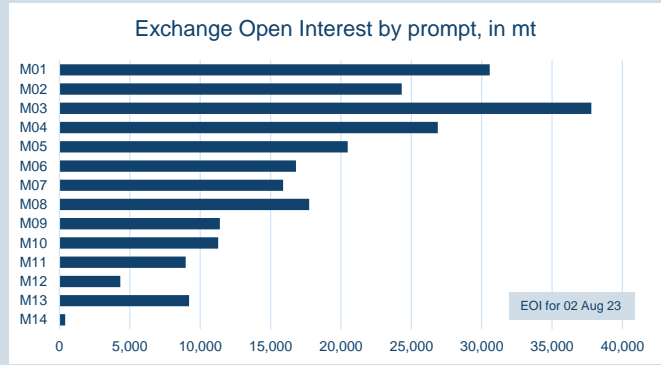
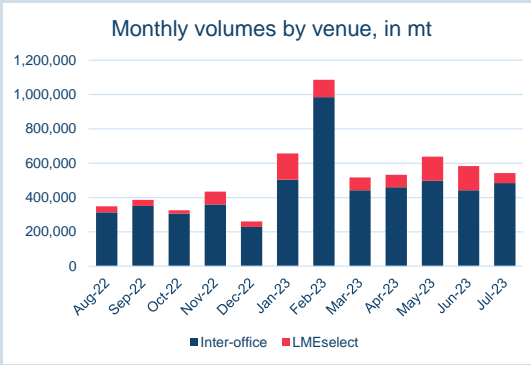
Volume (inc UNA) Jul-2023	
Lots	54,306
Tonnes	543,060

Volume Year To Date	
Lots	455,776
Tonnes	4,557,760

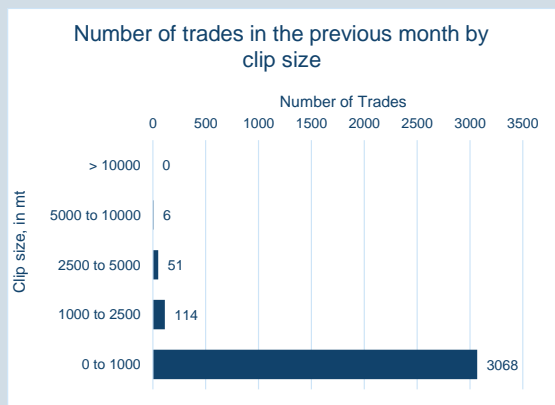


Prompt Month	End of Month - Daily Settlement	Volume (inc UNA)	End of Month - MOI
Jul-23	\$ 363.67	687	-
Aug-23	\$ 358.00	6,813	2,338
Sep-23	\$ 369.00	6,714	1,837
Oct-23	\$ 367.00	8,655	3,617
Nov-23	\$ 370.50	10,103	2,636
Dec-23	\$ 373.00	7,511	1,939
Jan-24	\$ 373.50	2,445	1,644
Feb-24	\$ 373.00	2,338	1,569
Mar-24	\$ 374.00	2,547	1,755
Apr-24	\$ 374.50	1,842	1,128
May-24	\$ 375.00	1,523	1,116
Jun-24	\$ 375.00	1,088	888
Jul-24	\$ 378.50	227	433
Aug-24	\$ 378.50	1,691	921
Sep-24	\$ 378.50	122	41





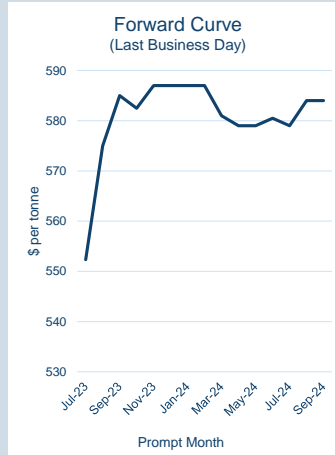
Contract specifications	
Contract Code	SCD
Underlying Index	Platts TSI HMS 1&2 (80:20) CFR Turkey
Initial Margin	\$660 per lot (as of Jun-23)
Bloomberg Ticker	JBOA Comdty
EIKON RIC	0#CSSCF:
TT Product Code	SCFCECS
CQG Product Code	SSC
Lot Size	10 metric tonnes
Price Quotation	US\$ / metric tonne
Contract Type	Cash settled futures
Contract Period	Monthly out to 15 months
Trading Venues	LMEselect and Inter-office telephone
Margining	Realised variation margins applied
Trading and Clearing Fees	US\$0.30 per lot (US\$0.03 per tonne)



© The London Metal Exchange - An HKEX Company. 10 Finsbury Square, London EC2A 1AJ

The information contained within this presentation is for illustrative and educational purposes only and should not be relied upon in making any investment decision. The past performance of any commodity, derivative or other product referred to in the presentation cannot be relied upon as a guide to its future performance. Whilst every effort has been made to ensure the information is up-to-date and correct, the LME cannot guarantee that it is completely accurate and free from human error. The information is published "as is" without any warranty of any kind, express or implied, as to accuracy of the information and the LME shall not be liable for any losses or damage that may result from use of the presentation as a consequence of any inaccuracies in, or any omissions from, the information which it may contain. The information may not be reproduced, distributed or transmitted to any other person or incorporated in any way into another publication or other material.



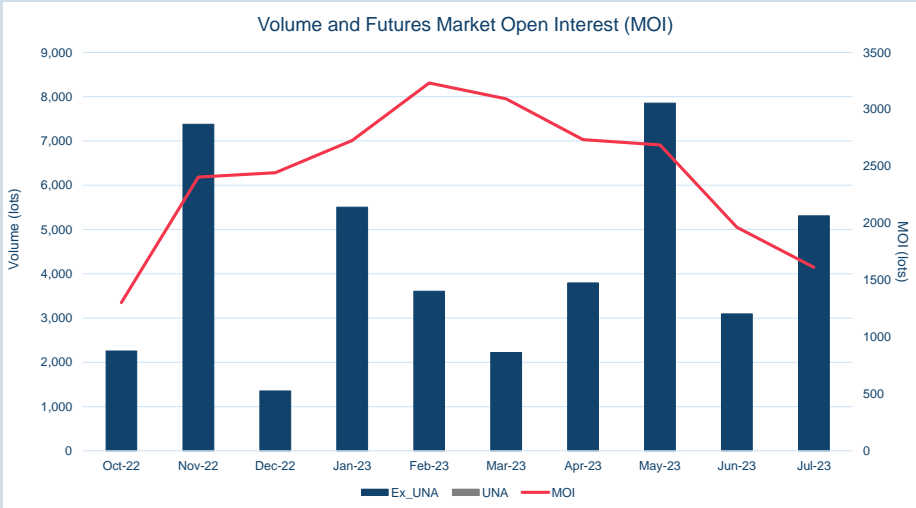


Front Month	
Average	\$547.63
Minimum	\$542.00
Maximum	\$555.00

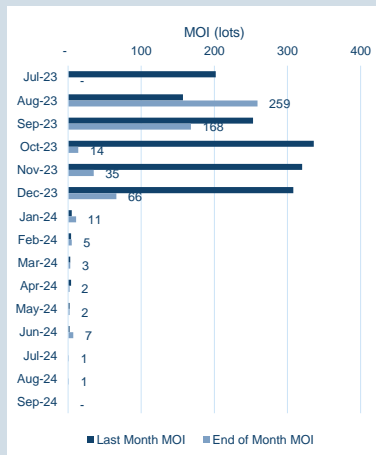
Volume (ex UNA) Jul-2023	
Lots	5,308

Volume (inc UNA) Jul-2023	
Lots	5,308
Tonnes	53,080

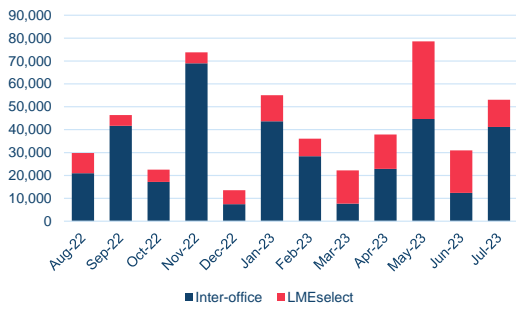
Volume Year To Date	
Lots	31,378
Tonnes	313,780



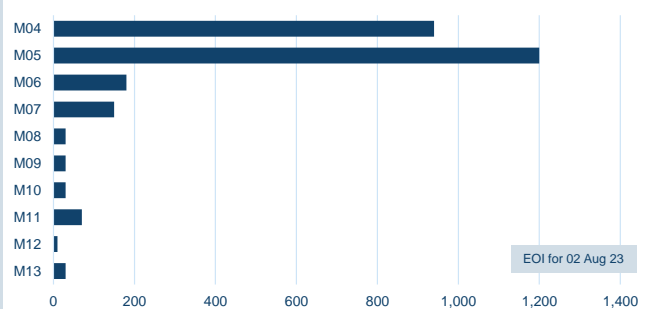
Prompt Month	End of Month - Daily Settlement	Volume (inc UNA)	End of Month - MOI
Jul-23	\$ 552.33	105	-
Aug-23	\$ 575.00	559	259
Sep-23	\$ 585.00	1,213	168
Oct-23	\$ 582.50	1,066	14
Nov-23	\$ 587.00	1,055	35
Dec-23	\$ 587.00	1,202	66
Jan-24	\$ 587.00	41	11
Feb-24	\$ 587.00	6	5
Mar-24	\$ 581.00	15	3
Apr-24	\$ 579.00	15	2
May-24	\$ 579.00	10	2
Jun-24	\$ 580.50	13	7
Jul-24	\$ 579.00	6	1
Aug-24	\$ 584.00	2	1
Sep-24	\$ 584.00	-	-



Monthly volumes by venue, in mt



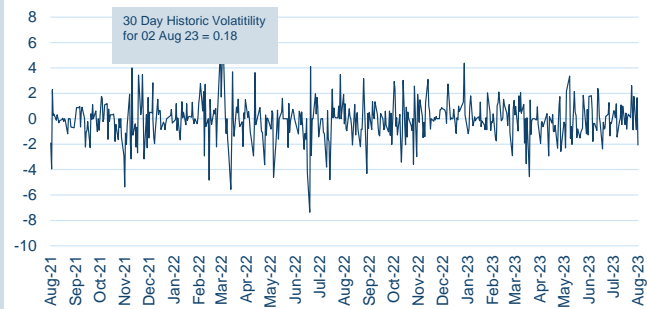
Exchange Open Interest by Prompt, in mt



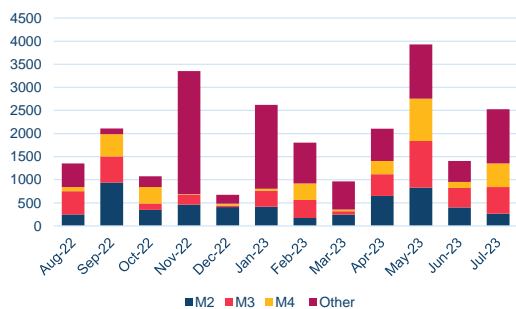
M2 Closing Price, in US\$/mt



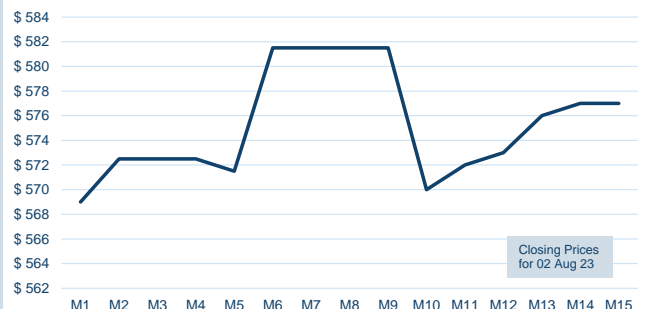
M2 daily changes in Closing Price, in %



Average Daily Volume (ADV), in mt



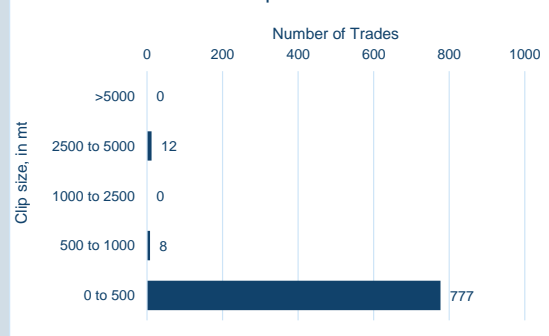
Closing Prices forward curve, in US\$



**Contract specifications**

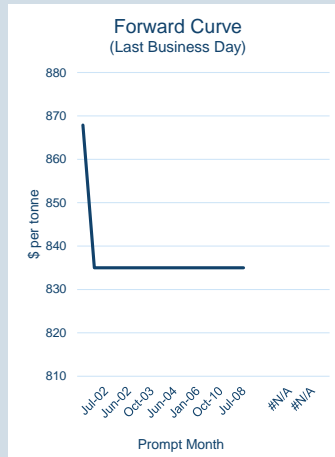
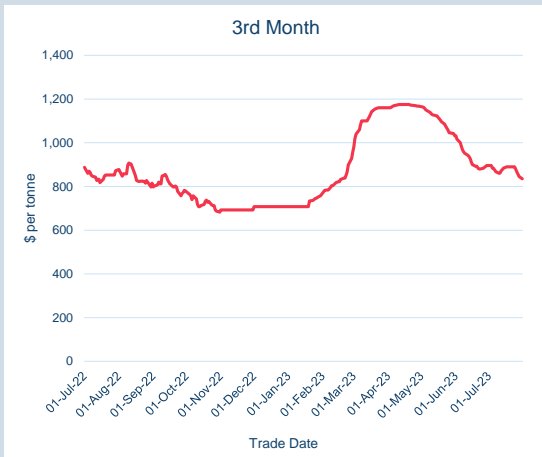
Contract Code	HCD
Underlying Index	Argus HRC FOB Tianjin China
Initial Margin	\$870 per lot (as of Jun-23)
Bloomberg Ticker	LCYA Comdty
EIKON RIC	0#CMHCF:
TT Product Code	HCFCECS
CQG Product Code	LHC
Lot Size	10 metric tonnes
Price Quotation	US\$ / metric tonne
Contract Type	Cash settled futures
Contract Period	Monthly out to 15 months
Trading Venues	LMEselect and Inter-office telephone
Margining	Realised variation margins applied
Trading and Clearing Fees	US\$0.30 per lot (US\$0.03 per tonne)

Number of trades in the previous month by clip size



© The London Metal Exchange - An HKEX Company. 10 Finsbury Square, London EC2A 1AJ

The information contained within this presentation is for illustrative and educational purposes only and should not be relied upon in making any investment decision. The past performance of any commodity, derivative or other product referred to in the presentation cannot be relied upon as a guide to its future performance. Whilst every effort has been made to ensure the information is up-to-date and correct, the LME cannot guarantee that it is completely accurate and free from human error. The information is published "as is" without any warranty of any kind, express or implied, as to accuracy of the information and the LME shall not be liable for any losses or damage that may result from use of the presentation as a consequence of any inaccuracies in, or any omissions from, the information which it may contain. The information may not be reproduced, distributed or transmitted to any other person or incorporated in any way into another publication or other material.

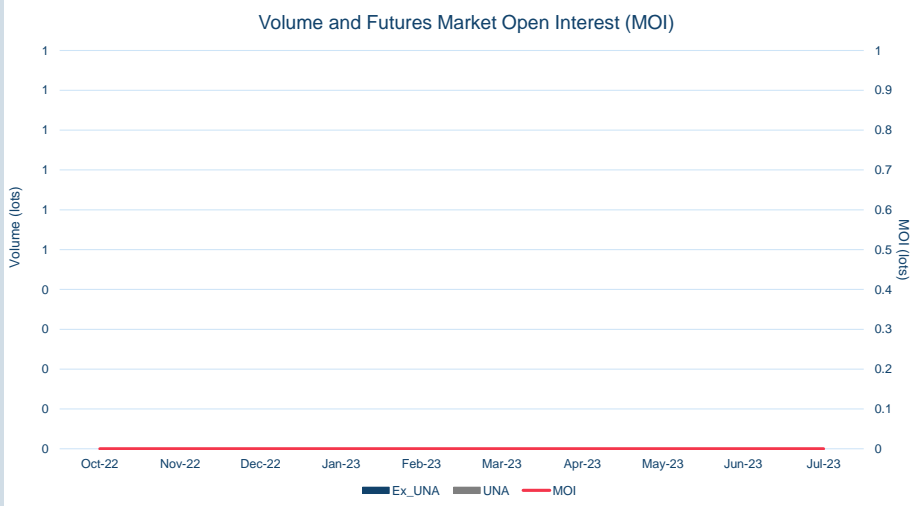


Front Month	
Average	\$877.91
Minimum	\$860.00
Maximum	\$896.00

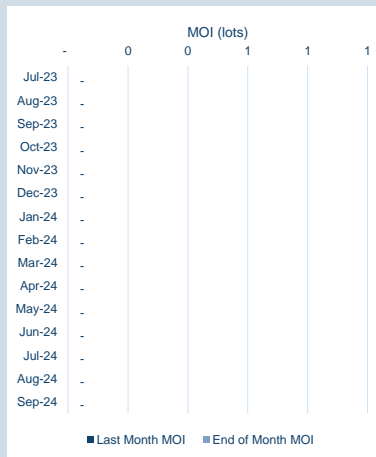
Volume (ex UNA) Jul-2023	
Lots	-

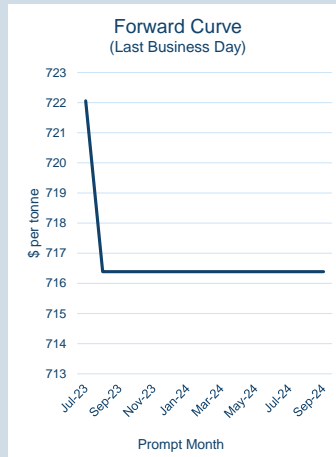
Volume (inc UNA) Jul-2023	
Lots	-
Tonnes	-

Volume Year To Date	
Lots	-
Tonnes	-



Prompt Month	End of Month - Daily Settlement	Volume (inc UNA)	End of Month - MOI
Jan-00	\$ 867.89	-	-
Feb-00	\$ 835.00	-	-
Jul-02	\$ 835.00	-	-
Mar-01	\$ 835.00	-	-
Jun-02	\$ 835.00	-	-
Jan-03	\$ 835.00	-	-
Oct-03	\$ 835.00	-	-
Nov-04	\$ 835.00	-	-
Jun-04	\$ 835.00	-	-
Aug-04	\$ 835.00	-	-
Jan-06	\$ 835.00	-	-
Dec-07	\$ 835.00	-	-
Oct-10	\$ 835.00	-	-
Feb-06	\$ 835.00	-	-
Jul-08	\$ 835.00	-	-



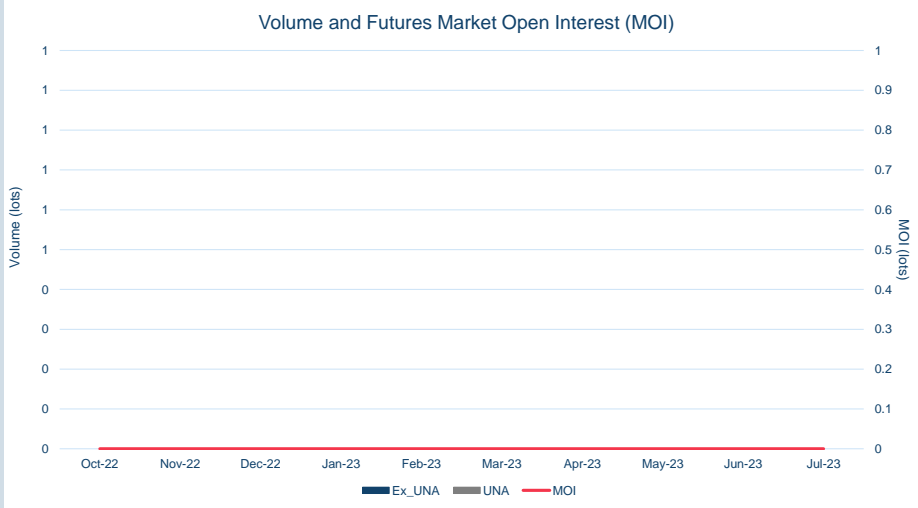


Front Month	
Average	\$722.56
Minimum	\$710.29
Maximum	\$729.86

Volume (ex UNA) Jul-2023	
Lots	-

Volume (inc UNA) Jul-2023	
Lots	-
Tonnes	-

Volume Year To Date	
Lots	-
Tonnes	-



Prompt Month	End of Month - Daily Settlement	Volume (inc UNA)	End of Month - MOI
Jul-23	\$ 722.06	-	-
Aug-23	\$ 716.39	-	-
Sep-23	\$ 716.39	-	-
Oct-23	\$ 716.39	-	-
Nov-23	\$ 716.39	-	-
Dec-23	\$ 716.39	-	-
Jan-24	\$ 716.39	-	-
Feb-24	\$ 716.39	-	-
Mar-24	\$ 716.39	-	-
Apr-24	\$ 716.39	-	-
May-24	\$ 716.39	-	-
Jun-24	\$ 716.39	-	-
Jul-24	\$ 716.39	-	-
Aug-24	\$ 716.39	-	-
Sep-24	\$ 716.39	-	-

