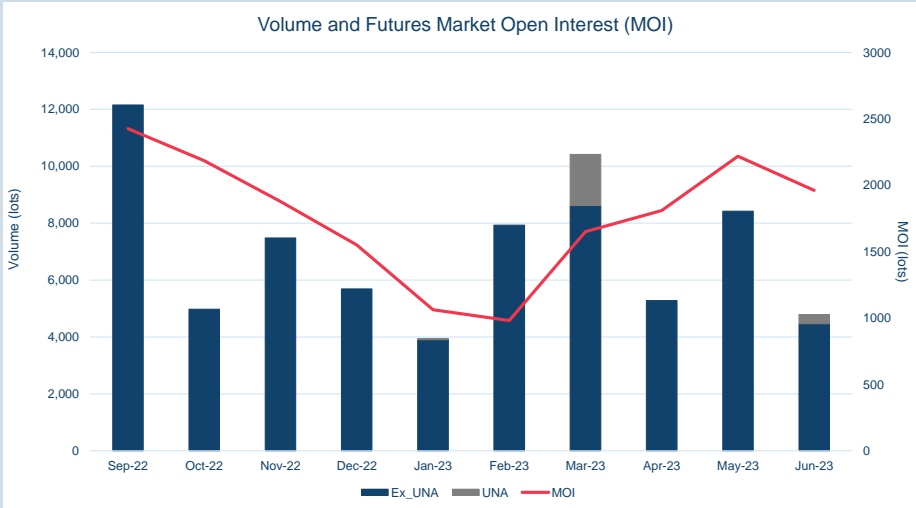


Front Month	
Average	\$615.27
Minimum	\$607.50
Maximum	\$620.50

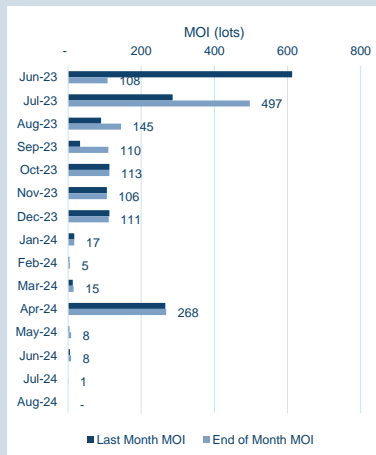
Volume (ex UNA) Jun-2023	
Lots	4,469

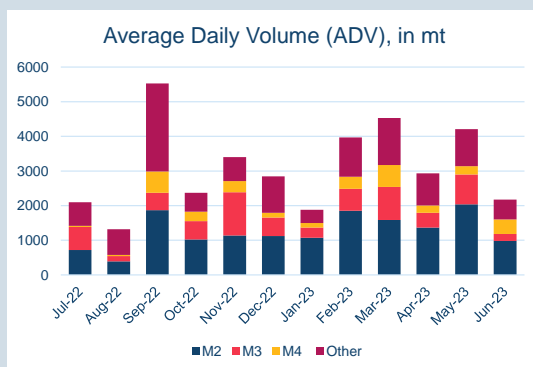
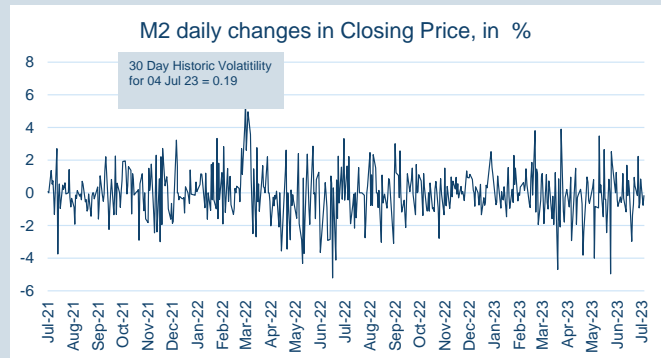
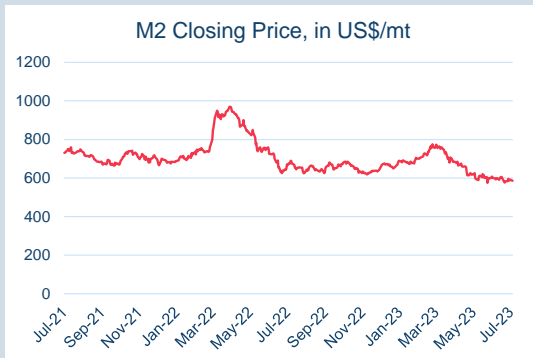
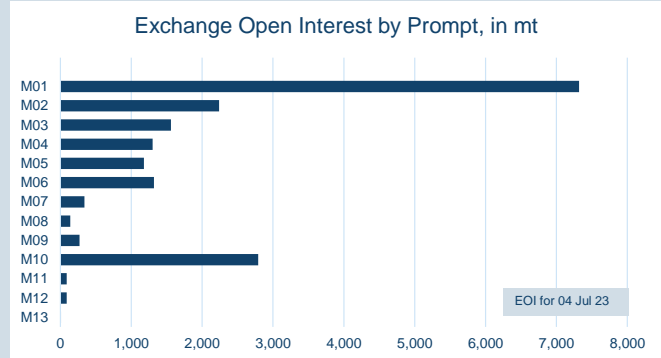
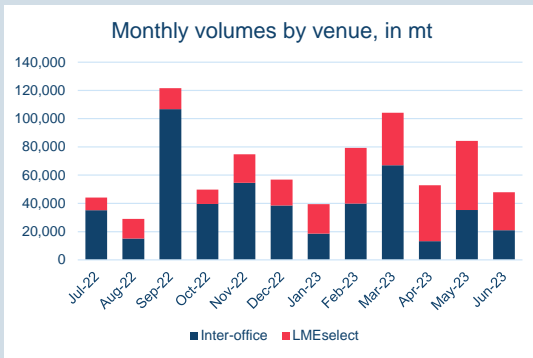
Volume (inc UNA) Jun-2023	
Lots	4,789
Tonnes	47,890

Volume Year To Date	
Lots	40,783
Tonnes	407,830

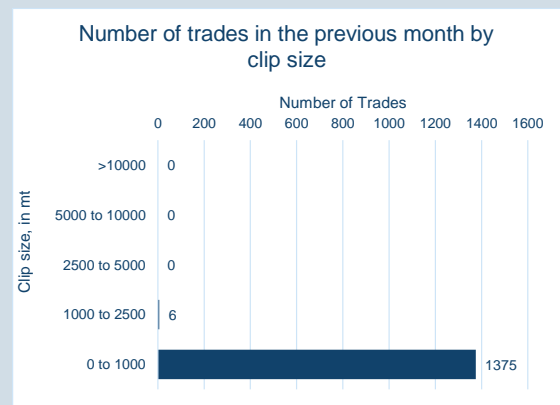


Prompt Month	End of Month - Daily Settlement	Volume (inc UNA)	End of Month - MOI
Jun-23	\$ 617.98	821	108
Jul-23	\$ 592.00	2,155	497
Aug-23	\$ 586.50	447	145
Sep-23	\$ 584.00	927	110
Oct-23	\$ 583.00	136	113
Nov-23	\$ 582.00	104	106
Dec-23	\$ 581.50	33	111
Jan-24	\$ 576.50	33	17
Feb-24	\$ 579.00	16	5
Mar-24	\$ 580.50	19	15
Apr-24	\$ 578.00	61	268
May-24	\$ 578.00	19	8
Jun-24	\$ 576.50	15	8
Jul-24	\$ 578.50	3	1
Aug-24	\$ 578.50	-	-



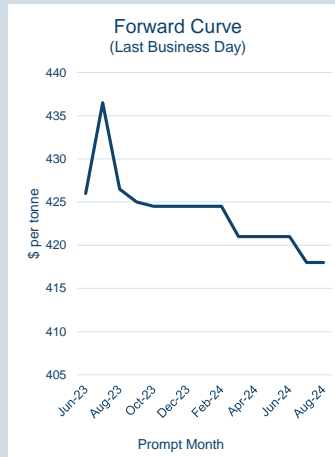


Contract specifications	
Contract Code	SRD
Underlying Index	Platts Steel Rebar FOB Turkey
Initial Margin	\$880 per lot (as of Jun-23)
Bloomberg Ticker	JBPA Comdty
EIKON RIC	0#CSRRF:
TT Product Code	SRFCECS
CQG Product Code	SSR
Lot Size	10 metric tonnes
Price Quotation	US\$ / metric tonne
Contract Type	Cash settled futures
Contract Period	Monthly out to 15 months
Trading Venues	LMEselect and Inter-office telephone
Margining	Realised variation margins applied
Trading and Clearing Fees	US\$0.30 per lot (US\$0.03 per tonne)



© The London Metal Exchange - An HKEX Company. 10 Finsbury Square, London EC2A 1AJ

The information contained within this presentation is for illustrative and educational purposes only and should not be relied upon in making any investment decision. The past performance of any commodity, derivative or other product referred to in the presentation cannot be relied upon as a guide to its future performance. Whilst every effort has been made to ensure the information is up-to-date and correct, the LME cannot guarantee that it is completely accurate and free from human error. The information is published "as is" without any warranty of any kind, express or implied, as to accuracy of the information and the LME shall not be liable for any losses or damage that may result from use of the presentation as a consequence of any inaccuracies in, or any omissions from, the information which it may contain. The information may not be reproduced, distributed or transmitted to any other person or incorporated in any way into another publication or other material.

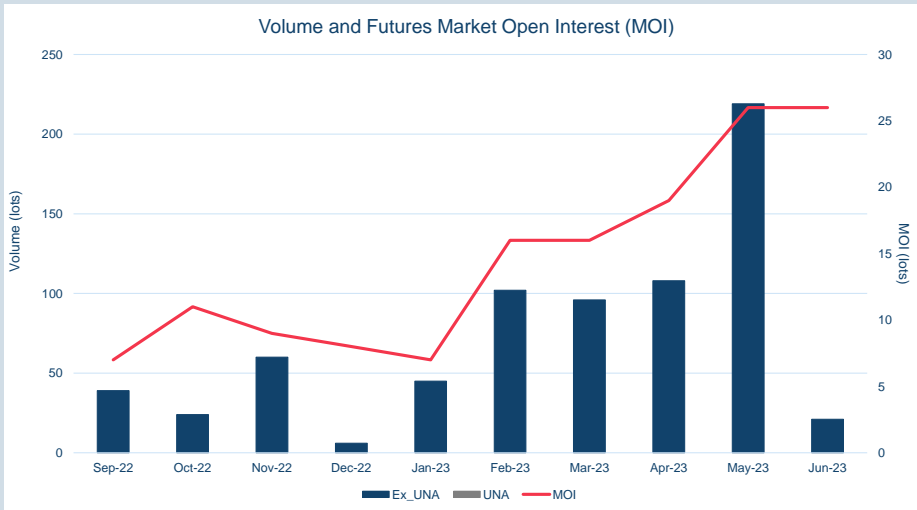


Front Month	
Average	\$433.61
Minimum	\$426.00
Maximum	\$435.50

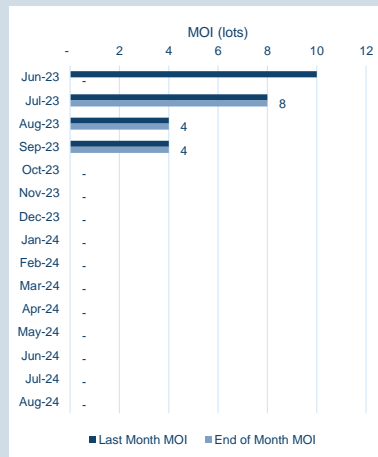
Volume (ex UNA) Jun-2023	
Lots	21

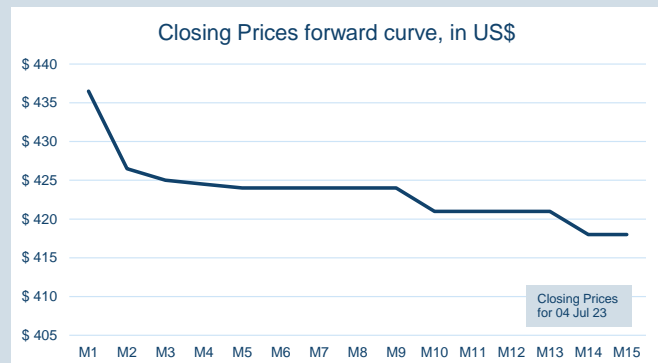
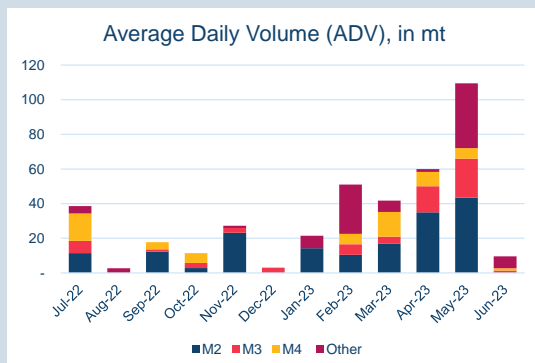
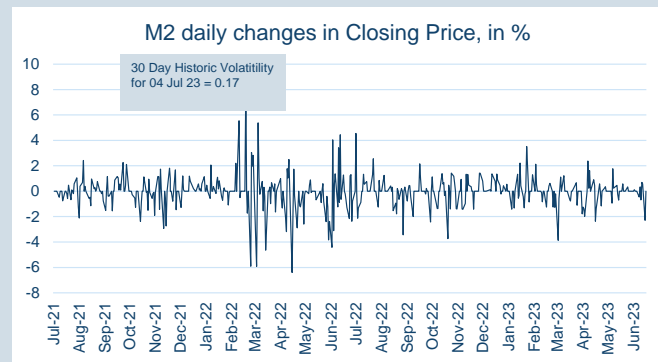
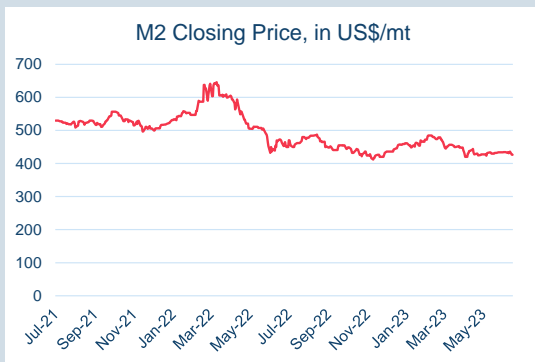
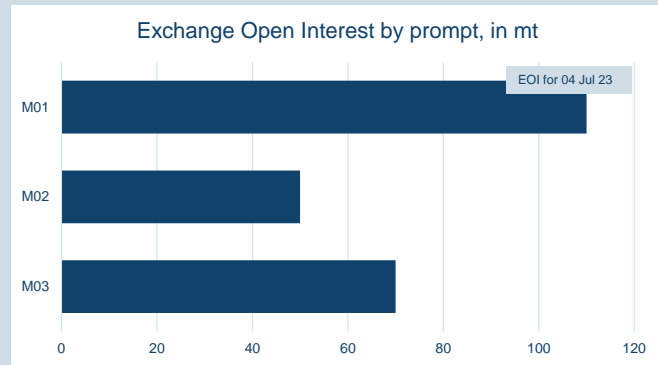
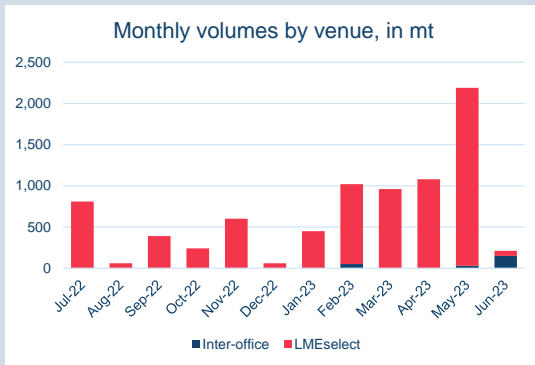
Volume (inc UNA) Jun-2023	
Lots	21
Tonnes	210

Volume Year To Date	
Lots	591
Tonnes	5,910

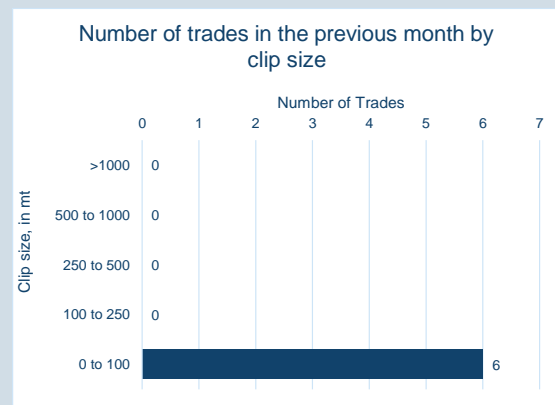


Prompt Month	End of Month - Daily Settlement	Volume (inc UNA)	End of Month - MOI
Jun-23	\$ 426.00	9	-
Jul-23	\$ 436.50	-	8
Aug-23	\$ 426.50	3	4
Sep-23	\$ 425.00	3	4
Oct-23	\$ 424.50	6	-
Nov-23	\$ 424.50	-	-
Dec-23	\$ 424.50	-	-
Jan-24	\$ 424.50	-	-
Feb-24	\$ 424.50	-	-
Mar-24	\$ 421.00	-	-
Apr-24	\$ 421.00	-	-
May-24	\$ 421.00	-	-
Jun-24	\$ 421.00	-	-
Jul-24	\$ 418.00	-	-
Aug-24	\$ 418.00	-	-



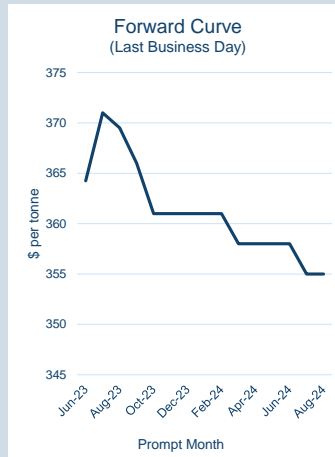


Contract specifications	
Contract Code	SID
Underlying Index	Platts' Shredded Scrap CFR Nhava Sheva
Initial Margin	\$620 per lot (as of Jun-23)
Bloomberg Ticker	LXLA Comdty
EIKON RIC	0#CSSIF:
TT Product Code	SIFCECS
CQG Product Code	LSI
Lot Size	10 metric tonnes
Price Quotation	US\$ / metric tonne
Contract Type	Cash settled futures
Contract Period	Monthly out to 15 months
Trading Venues	LMEselect and Inter-office telephone
Margining	Realised variation margins applied
Trading and Clearing Fees	US\$0.30 per lot (US\$0.03 per tonne)



© The London Metal Exchange - An HKEX Company. 10 Finsbury Square, London EC2A 1AJ

The information contained within this presentation is for illustrative and educational purposes only and should not be relied upon in making any investment decision. The past performance of any commodity, derivative or other product referred to in the presentation cannot be relied upon as a guide to its future performance. Whilst every effort has been made to ensure the information is up-to-date and correct, the LME cannot guarantee that it is completely accurate and free from human error. The information is published "as is" without any warranty of any kind, express or implied, as to accuracy of the information and the LME shall not be liable for any losses or damage that may result from use of the presentation as a consequence of any inaccuracies in, or any omissions from, the information which it may contain. The information may not be reproduced, distributed or transmitted to any other person or incorporated in any way into another publication or other material.

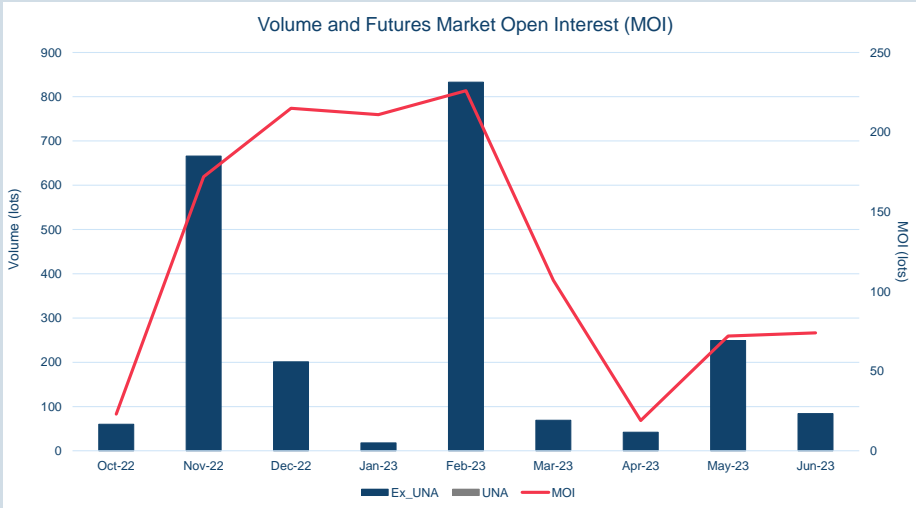


Front Month	
Average	\$357.03
Minimum	\$349.00
Maximum	\$365.00

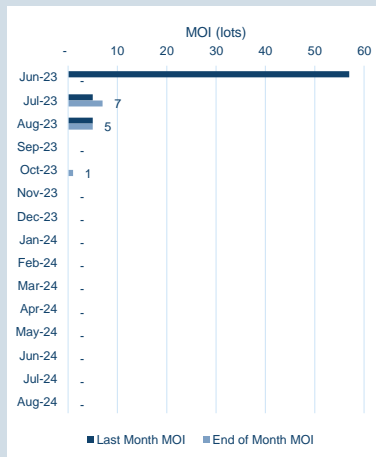
Volume (ex UNA) Jun-2023	
Lots	84

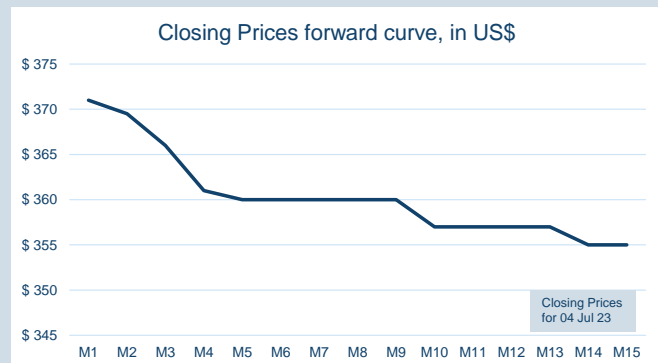
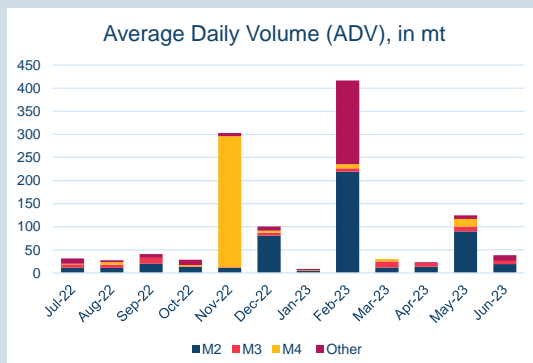
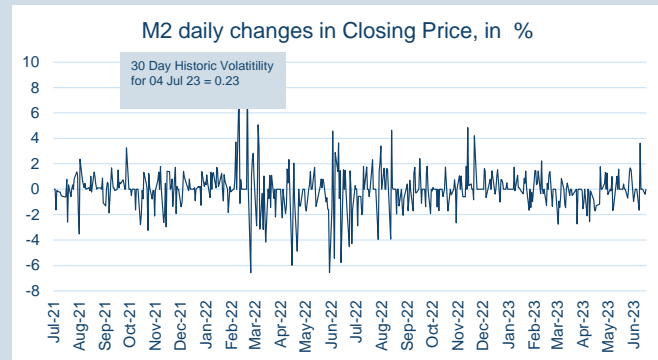
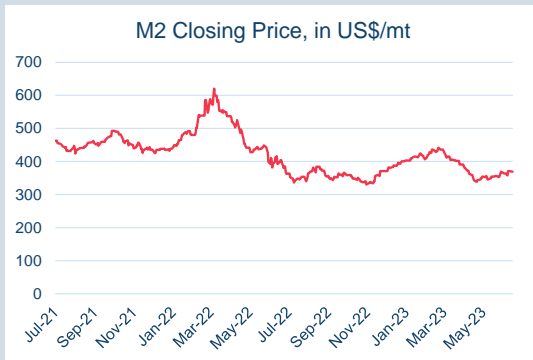
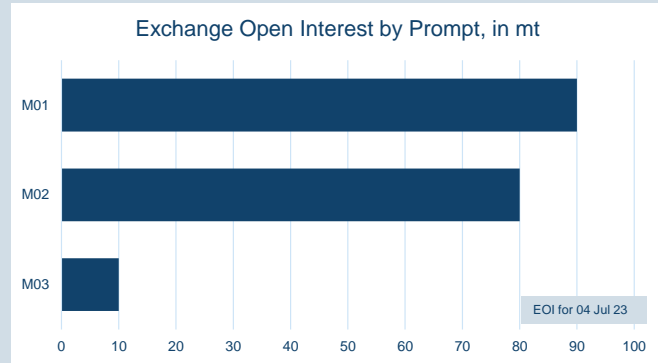
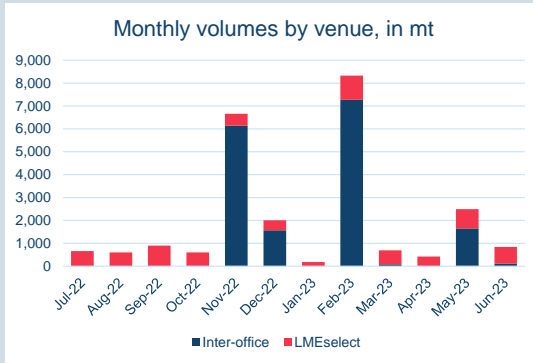
Volume (inc UNA) Jun-2023	
Lots	84
Tonnes	840

Volume Year To Date	
Lots	1,295
Tonnes	12,950

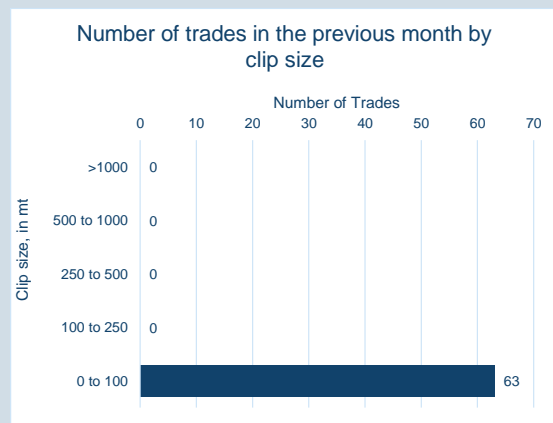


Prompt Month	End of Month - Daily Settlement	Volume (inc UNA)	End of Month - MOI
Jun-23	\$ 364.25	18	-
Jul-23	\$ 371.00	42	7
Aug-23	\$ 369.50	15	5
Sep-23	\$ 366.00	-	-
Oct-23	\$ 361.00	9	1
Nov-23	\$ 361.00	-	-
Dec-23	\$ 361.00	-	-
Jan-24	\$ 361.00	-	-
Feb-24	\$ 361.00	-	-
Mar-24	\$ 358.00	-	-
Apr-24	\$ 358.00	-	-
May-24	\$ 358.00	-	-
Jun-24	\$ 358.00	-	-
Jul-24	\$ 355.00	-	-
Aug-24	\$ 355.00	-	-



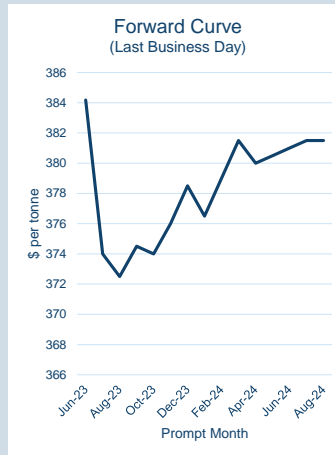


Contract specifications	
Contract Code	STD
Underlying Index	Argus' Ferrous scrap HMS 1/2 (80:20) containerised CFR Taiwan
Initial Margin	\$520 per lot (as of Jun-23)
Bloomberg Ticker	LVAACmdty
EIKON RIC	0#CSSTF:
TT Product Code	STFCECS
CQG Product Code	LST
Lot Size	10 metric tonnes
Price Quotation	US\$ / metric tonne
Contract Type	Cash settled futures
Contract Period	Monthly out to 15 months
Trading Venues	LMEselect and Inter-office telephone
Margining	Realised variation margins applied
Trading and Clearing Fees	US\$0.30 per lot (US\$0.03 per tonne)



© The London Metal Exchange - An HKEX Company. 10 Finsbury Square, London EC2A 1AJ

The information contained within this presentation is for illustrative and educational purposes only and should not be relied upon in making any investment decision. The past performance of any commodity, derivative or other product referred to in the presentation cannot be relied upon as a guide to its future performance. Whilst every effort has been made to ensure the information is up-to-date and correct, the LME cannot guarantee that it is completely accurate and free from human error. The information is published "as is" without any warranty of any kind, express or implied, as to accuracy of the information and the LME shall not be liable for any losses or damage that may result from use of the presentation as a consequence of any inaccuracies in, or any omissions from, the information which it may contain. The information may not be reproduced, distributed or transmitted to any other person or incorporated in any way into another publication or other material.

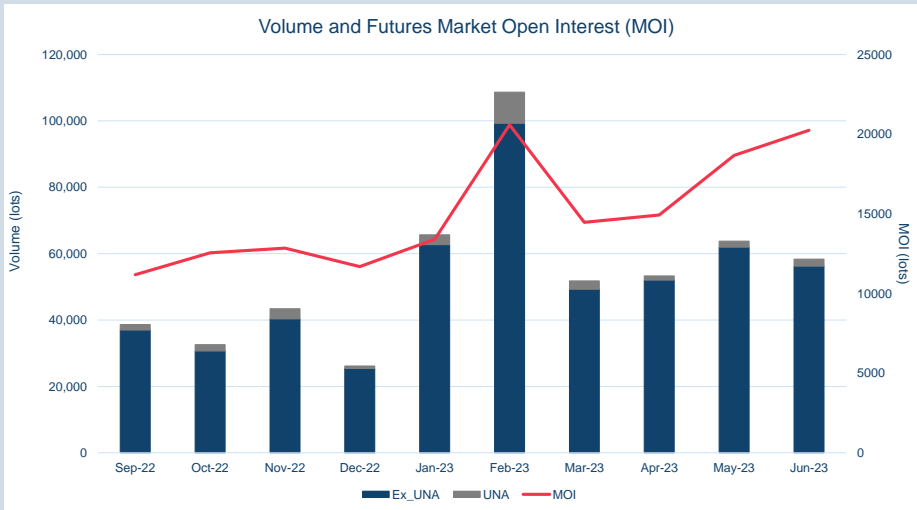


Front Month	
Average	\$385.44
Minimum	\$382.00
Maximum	\$392.00

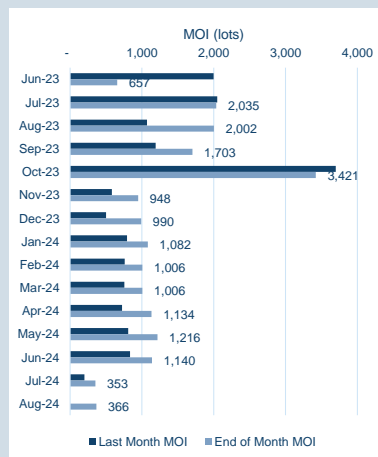
Volume (ex UNA) Jun-2023	
Lots	56,255

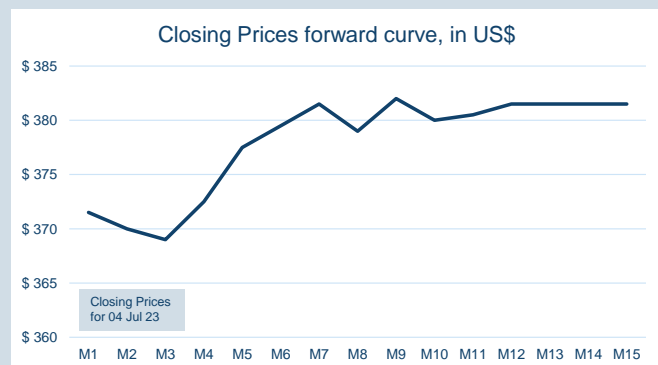
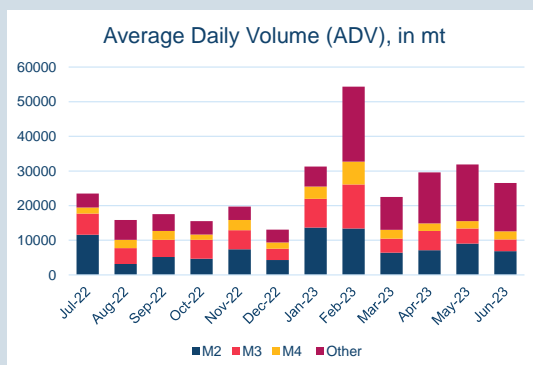
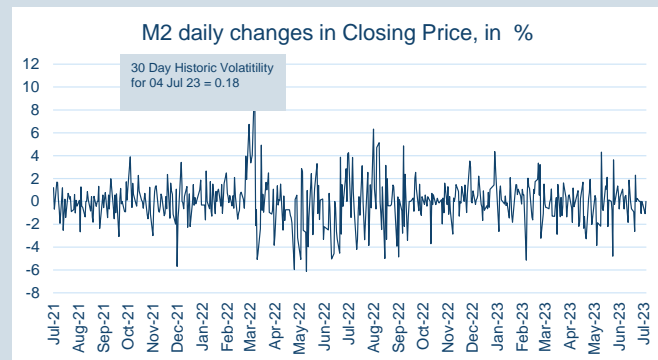
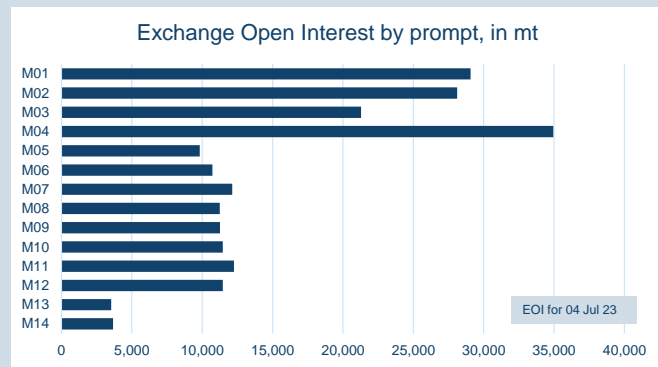
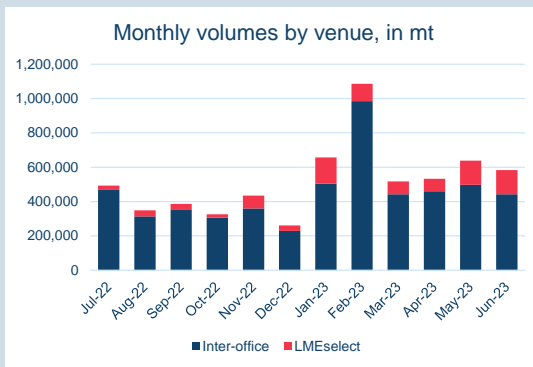
Volume (inc UNA) Jun-2023	
Lots	58,329
Tonnes	583,290

Volume Year To Date	
Lots	401,470
Tonnes	4,014,700

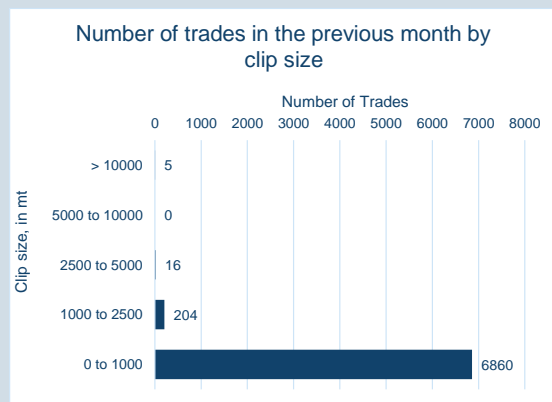


Prompt Month	End of Month - Daily Settlement	Volume (inc UNA)	End of Month - MOI
Jun-23	\$ 384.18	2,798	657
Jul-23	\$ 374.00	15,703	2,035
Aug-23	\$ 372.50	7,363	2,002
Sep-23	\$ 374.50	5,113	1,703
Oct-23	\$ 374.00	5,520	3,421
Nov-23	\$ 376.00	2,539	948
Dec-23	\$ 378.50	2,910	990
Jan-24	\$ 376.50	3,170	1,082
Feb-24	\$ 379.00	2,920	1,006
Mar-24	\$ 381.50	2,991	1,006
Apr-24	\$ 380.00	1,843	1,134
May-24	\$ 380.50	1,855	1,216
Jun-24	\$ 381.00	1,536	1,140
Jul-24	\$ 381.50	796	353
Aug-24	\$ 381.50	1,272	366





Contract specifications	
Contract Code	SCD
Underlying Index	Platts TSI HMS 1&2 (80:20) CFR Turkey
Initial Margin	\$660 per lot (as of Jun-23)
Bloomberg Ticker	JBOA Comdty
EIKON RIC	0#CSSCF:
TT Product Code	SCFCECS
CQG Product Code	SSC
Lot Size	10 metric tonnes
Price Quotation	US\$ / metric tonne
Contract Type	Cash settled futures
Contract Period	Monthly out to 15 months
Trading Venues	LMEselect and Inter-office telephone
Margining	Realised variation margins applied
Trading and Clearing Fees	US\$0.30 per lot (US\$0.03 per tonne)



© The London Metal Exchange - An HKEX Company. 10 Finsbury Square, London EC2A 1AJ

The information contained within this presentation is for illustrative and educational purposes only and should not be relied upon in making any investment decision. The past performance of any commodity, derivative or other product referred to in the presentation cannot be relied upon as a guide to its future performance. Whilst every effort has been made to ensure the information is up-to-date and correct, the LME cannot guarantee that it is completely accurate and free from human error. The information is published "as is" without any warranty of any kind, express or implied, as to accuracy of the information and the LME shall not be liable for any losses or damage that may result from use of the presentation as a consequence of any inaccuracies in, or any omissions from, the information which it may contain. The information may not be reproduced, distributed or transmitted to any other person or incorporated in any way into another publication or other material.



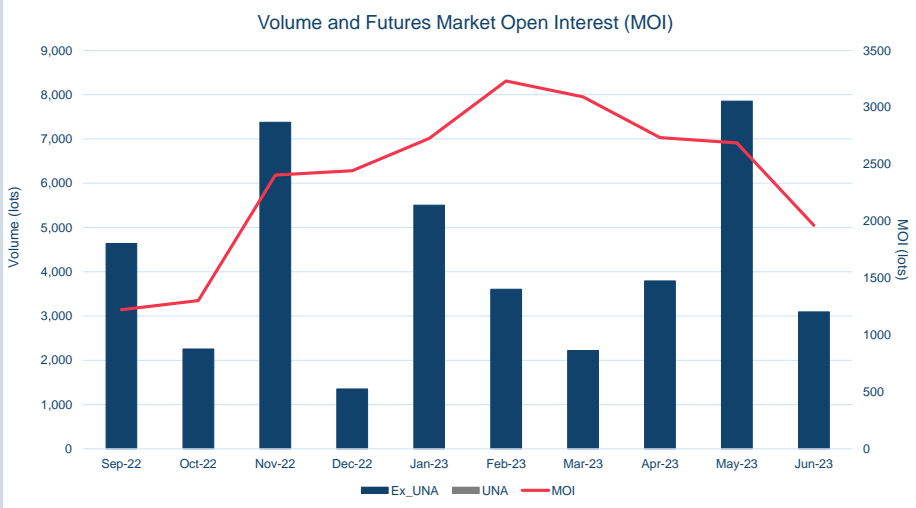


Front Month	
Average	\$545.11
Minimum	\$534.00
Maximum	\$560.00

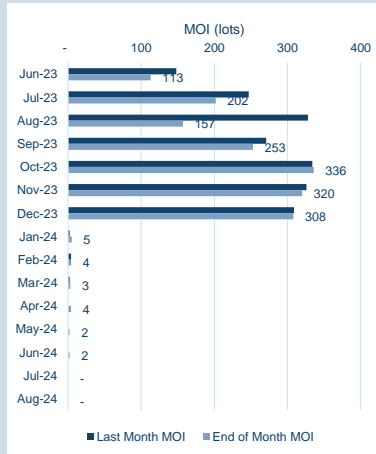
Volume (ex UNA) Jun-2023	
Lots	3,094

Volume (inc UNA) Jun-2023	
Lots	3,094
Tonnes	30,940

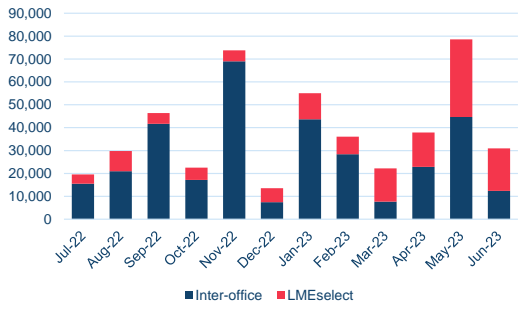
Volume Year To Date	
Lots	26,070
Tonnes	260,700



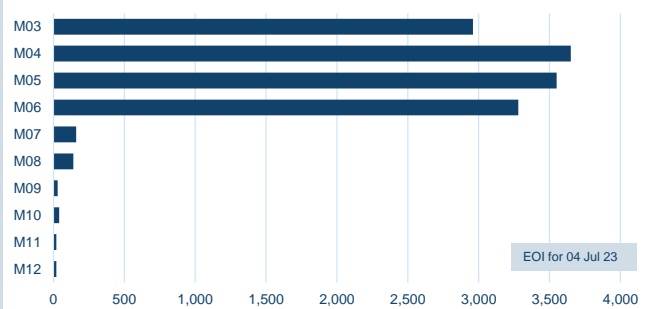
Prompt Month	End of Month - Daily Settlement	Volume (inc UNA)	End of Month - MOI
Jun-23	\$ 543.45	286	113
Jul-23	\$ 544.00	882	202
Aug-23	\$ 545.00	927	157
Sep-23	\$ 545.00	284	253
Oct-23	\$ 543.00	216	336
Nov-23	\$ 542.00	325	320
Dec-23	\$ 545.00	99	308
Jan-24	\$ 543.00	20	5
Feb-24	\$ 547.00	3	4
Mar-24	\$ 547.00	14	3
Apr-24	\$ 547.00	27	4
May-24	\$ 547.00	4	2
Jun-24	\$ 550.50	7	2
Jul-24	\$ 547.00	-	-
Aug-24	\$ 547.00	-	-



Monthly volumes by venue, in mt



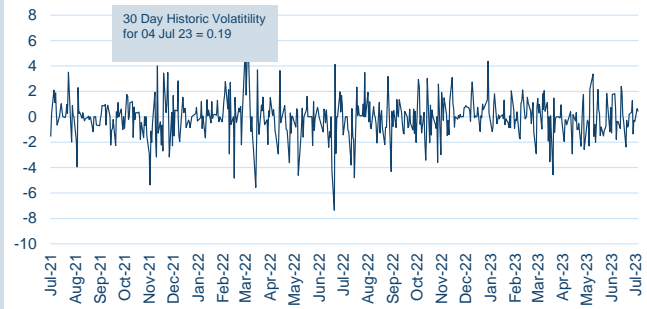
Exchange Open Interest by Prompt, in mt



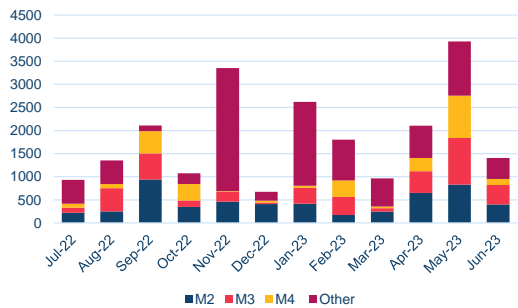
M2 Closing Price, in US\$/mt



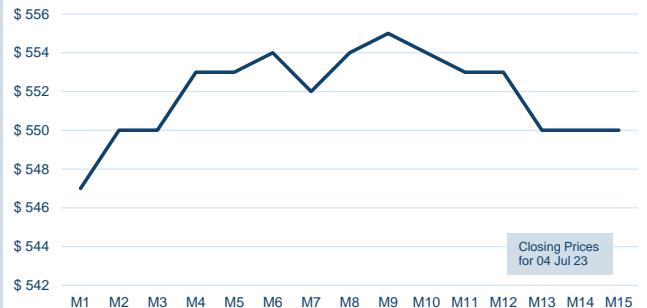
M2 daily changes in Closing Price, in %



Average Daily Volume (ADV), in mt



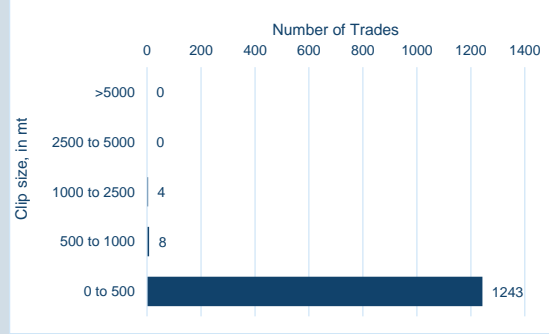
Closing Prices forward curve, in US\$



**Contract specifications**

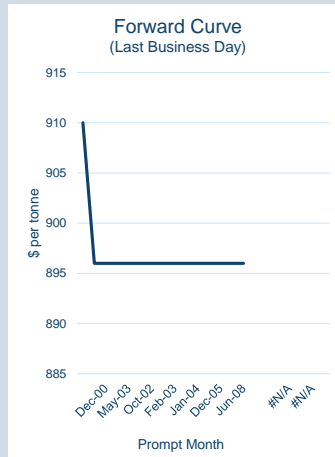
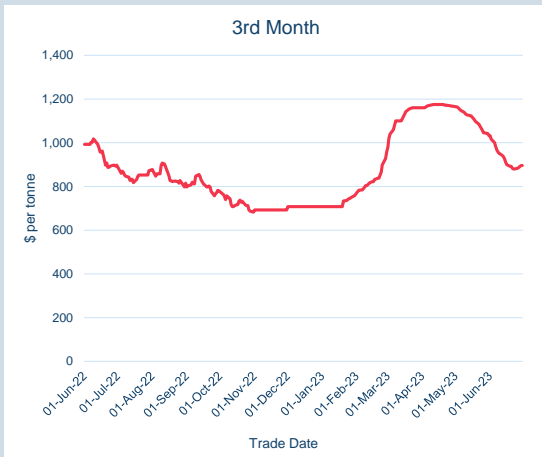
Contract Code	HCD
Underlying Index	Argus HRC FOB Tianjin China
Initial Margin	\$870 per lot (as of Jun-23)
Bloomberg Ticker	LCYA Comdty
EIKON RIC	0#CMHCF:
TT Product Code	HCFCECS
CQG Product Code	LHC
Lot Size	10 metric tonnes
Price Quotation	US\$ / metric tonne
Contract Type	Cash settled futures
Contract Period	Monthly out to 15 months
Trading Venues	LMEselect and Inter-office telephone
Margining	Realised variation margins applied
Trading and Clearing Fees	US\$0.30 per lot (US\$0.03 per tonne)

Number of trades in the previous month by clip size



© The London Metal Exchange - An HKEX Company. 10 Finsbury Square, London EC2A 1AJ

The information contained within this presentation is for illustrative and educational purposes only and should not be relied upon in making any investment decision. The past performance of any commodity, derivative or other product referred to in the presentation cannot be relied upon as a guide to its future performance. Whilst every effort has been made to ensure the information is up-to-date and correct, the LME cannot guarantee that it is completely accurate and free from human error. The information is published "as is" without any warranty of any kind, express or implied, as to accuracy of the information and the LME shall not be liable for any losses or damage that may result from use of the presentation as a consequence of any inaccuracies in, or any omissions from, the information which it may contain. The information may not be reproduced, distributed or transmitted to any other person or incorporated in any way into another publication or other material.

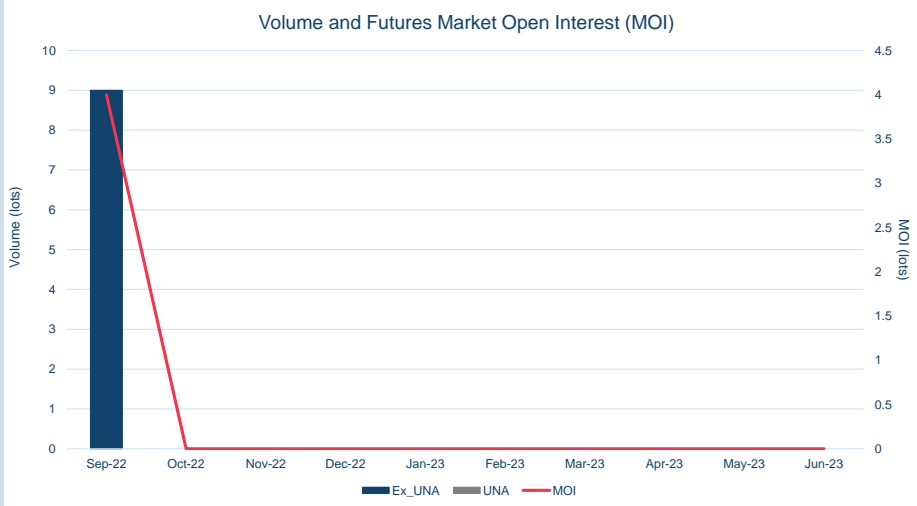


Front Month	
Average	\$930.17
Minimum	\$905.00
Maximum	\$1,032.00

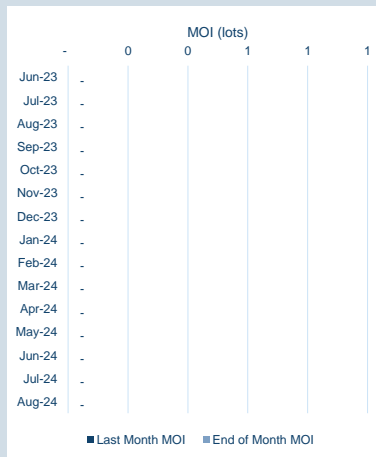
Volume (ex UNA) Jun-2023	
Lots	-

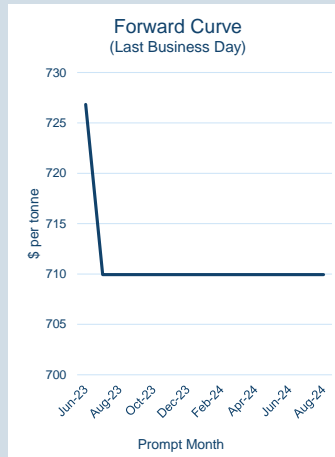
Volume (inc UNA) Jun-2023	
Lots	-
Tonnes	-

Volume Year To Date	
Lots	-
Tonnes	-



Prompt Month	End of Month - Daily Settlement	Volume (inc UNA)	End of Month - MOI
Jan-00	\$ 910.00	-	-
Dec-00	\$ 896.00	-	-
Dec-00	\$ 896.00	-	-
Feb-03	\$ 896.00	-	-
May-03	\$ 896.00	-	-
Nov-03	\$ 896.00	-	-
Oct-02	\$ 896.00	-	-
Nov-02	\$ 896.00	-	-
Feb-03	\$ 896.00	-	-
Feb-04	\$ 896.00	-	-
Jan-04	\$ 896.00	-	-
Dec-10	\$ 896.00	-	-
Dec-05	\$ 896.00	-	-
Nov-06	\$ 896.00	-	-
Jun-08	\$ 896.00	-	-



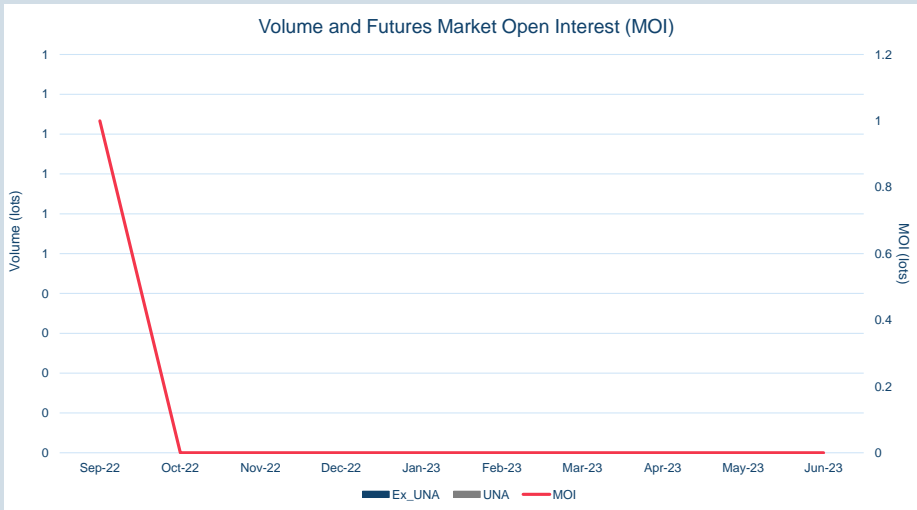


Front Month	
Average	\$740.57
Minimum	\$725.92
Maximum	\$789.22

Volume (ex UNA) Jun-2023	
Lots	-

Volume (inc UNA) Jun-2023	
Lots	-
Tonnes	-

Volume Year To Date	
Lots	-
Tonnes	-



Prompt Month	End of Month - Daily Settlement	Volume (inc UNA)	End of Month - MOI
Jun-23	\$ 726.83	-	-
Jul-23	\$ 709.94	-	-
Aug-23	\$ 709.94	-	-
Sep-23	\$ 709.94	-	-
Oct-23	\$ 709.94	-	-
Nov-23	\$ 709.94	-	-
Dec-23	\$ 709.94	-	-
Jan-24	\$ 709.94	-	-
Feb-24	\$ 709.94	-	-
Mar-24	\$ 709.94	-	-
Apr-24	\$ 709.94	-	-
May-24	\$ 709.94	-	-
Jun-24	\$ 709.94	-	-
Jul-24	\$ 709.94	-	-
Aug-24	\$ 709.94	-	-

