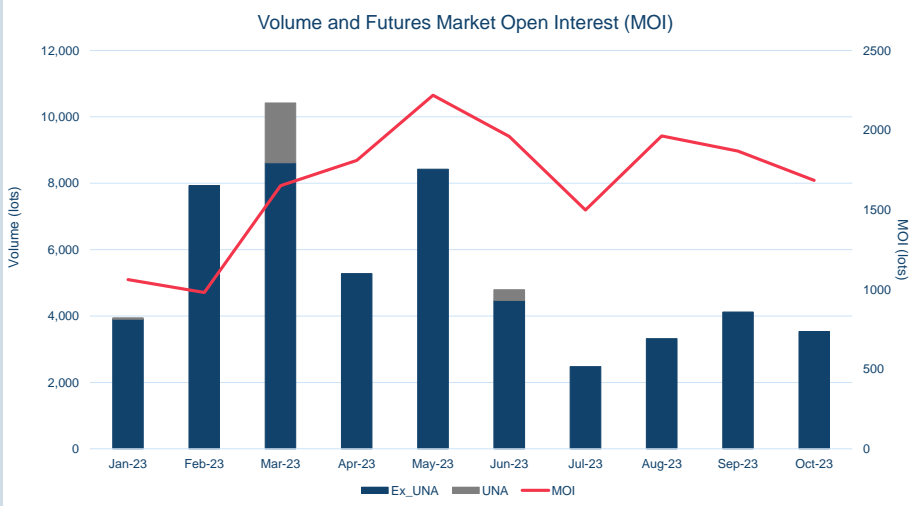


Front Month	
Average	\$562.13
Minimum	\$553.00
Maximum	\$573.00

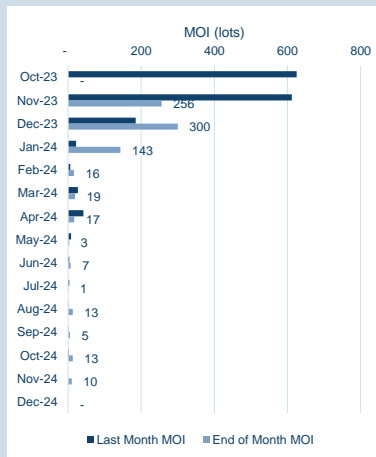
Volume (ex UNA) Oct-2023	
Lots	3,532

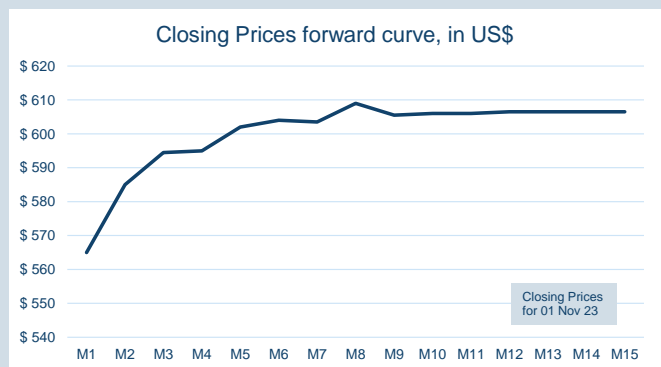
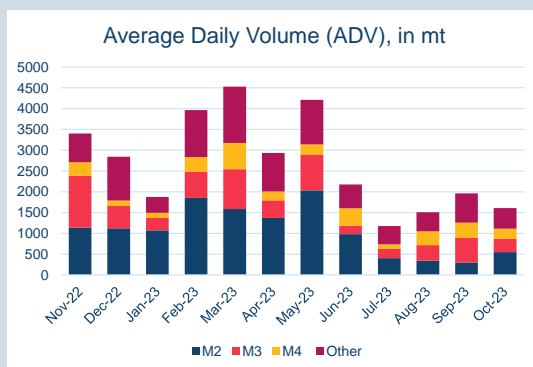
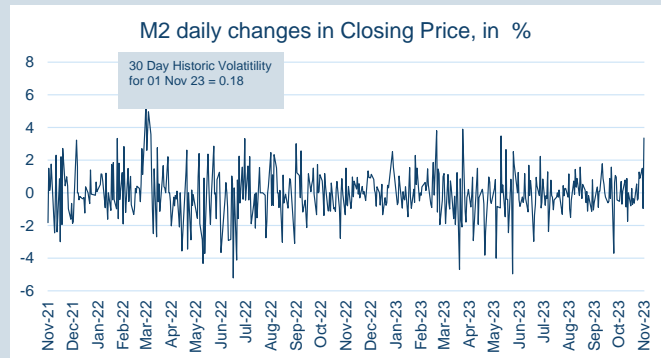
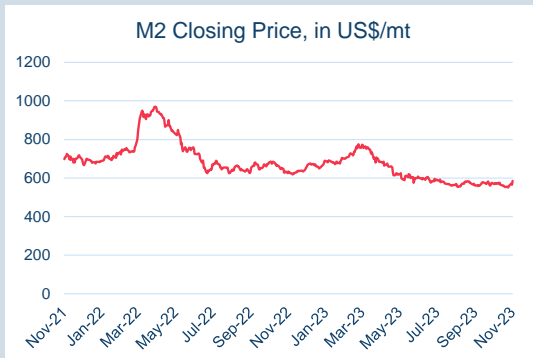
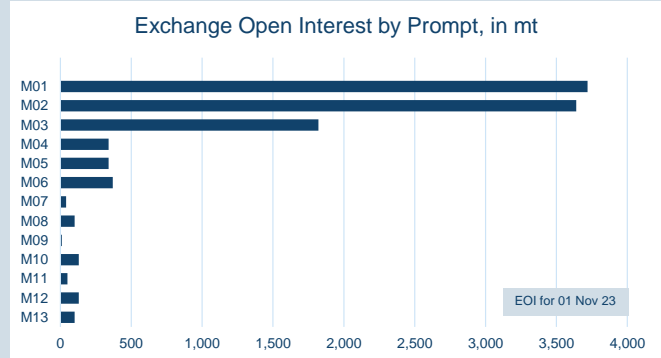
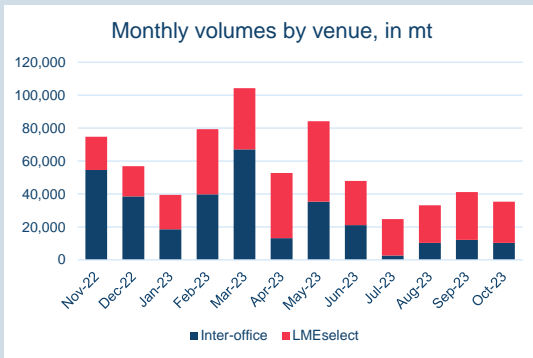
Volume (inc UNA) Oct-2023	
Lots	3,532
Tonnes	35,320

Volume Year To Date	
Lots	54,220
Tonnes	542,200

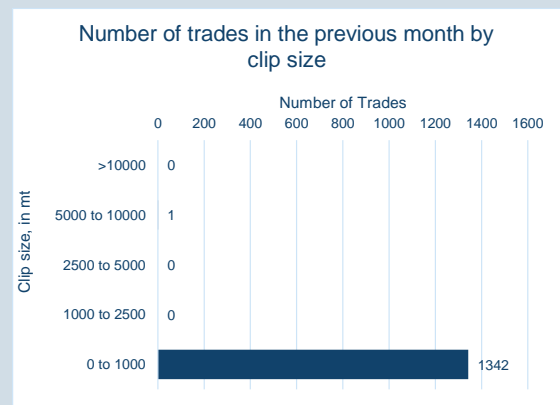


Prompt Month	End of Month - Daily Settlement	Volume (inc UNA)	End of Month - MOI
Oct-23	\$ 556.82	550	-
Nov-23	\$ 566.00	1,216	256
Dec-23	\$ 586.00	698	300
Jan-24	\$ 597.00	537	143
Feb-24	\$ 599.00	76	16
Mar-24	\$ 601.50	117	19
Apr-24	\$ 604.00	158	17
May-24	\$ 601.50	18	3
Jun-24	\$ 604.50	23	7
Jul-24	\$ 602.50	16	1
Aug-24	\$ 605.00	41	13
Sep-24	\$ 604.50	11	5
Oct-24	\$ 606.00	39	13
Nov-24	\$ 605.50	32	10
Dec-24	\$ 605.50	-	-



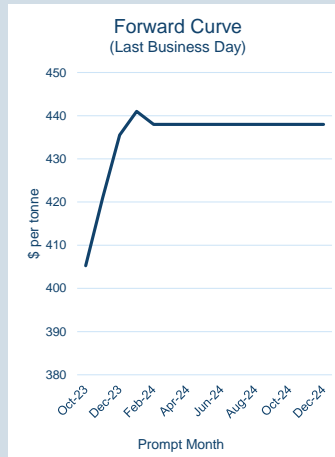


Contract specifications	
Contract Code	SRD
Underlying Index	Platts Steel Rebar FOB Turkey
Initial Margin	\$880 per lot (as of Jun-23)
Bloomberg Ticker	JBPA Comdty
EIKON RIC	0#CSRRF:
TT Product Code	SRFCECS
CQG Product Code	SSR
Lot Size	10 metric tonnes
Price Quotation	US\$ / metric tonne
Contract Type	Cash settled futures
Contract Period	Monthly out to 15 months
Trading Venues	LMEselect and Inter-office telephone
Margining	Realised variation margins applied
Trading and Clearing Fees	US\$0.30 per lot (US\$0.03 per tonne)



© The London Metal Exchange - An HKEX Company. 10 Finsbury Square, London EC2A 1AJ

The information contained within this presentation is for illustrative and educational purposes only and should not be relied upon in making any investment decision. The past performance of any commodity, derivative or other product referred to in the presentation cannot be relied upon as a guide to its future performance. Whilst every effort has been made to ensure the information is up-to-date and correct, the LME cannot guarantee that it is completely accurate and free from human error. The information is published "as is" without any warranty of any kind, express or implied, as to accuracy of the information and the LME shall not be liable for any losses or damage that may result from use of the presentation as a consequence of any inaccuracies in, or any omissions from, the information which it may contain. The information may not be reproduced, distributed or transmitted to any other person or incorporated in any way into another publication or other material.

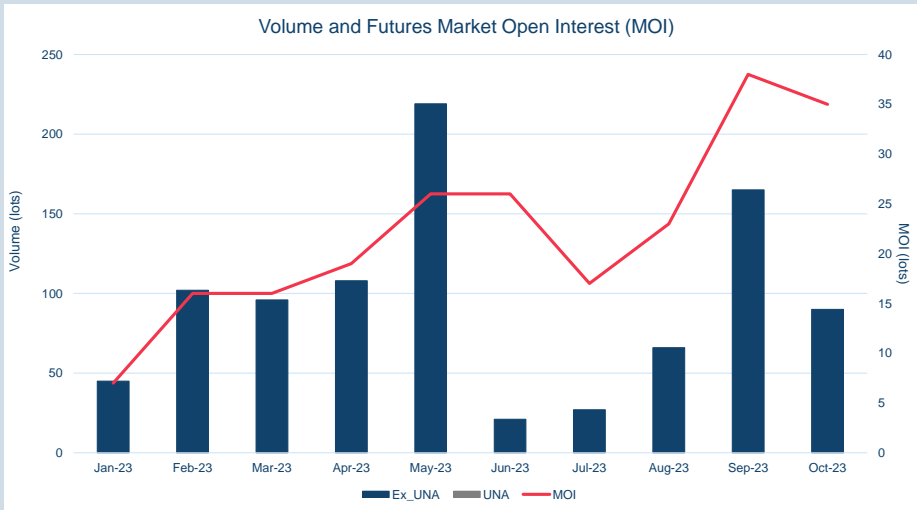


Front Month	
Average	\$422.50
Minimum	\$405.25
Maximum	\$442.50

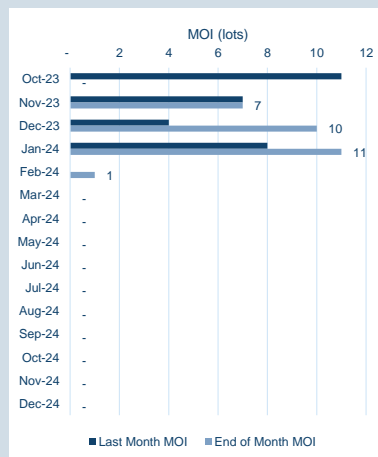
Volume (ex UNA) Oct-2023	
Lots	90

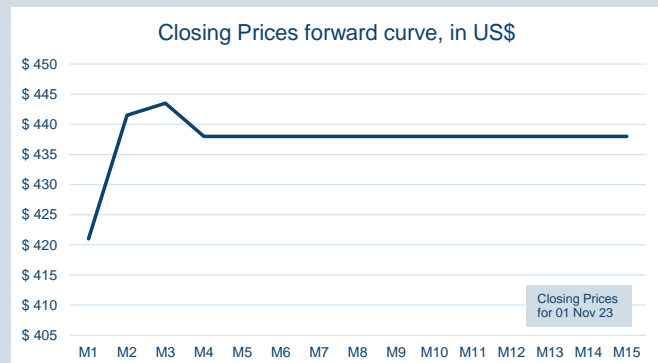
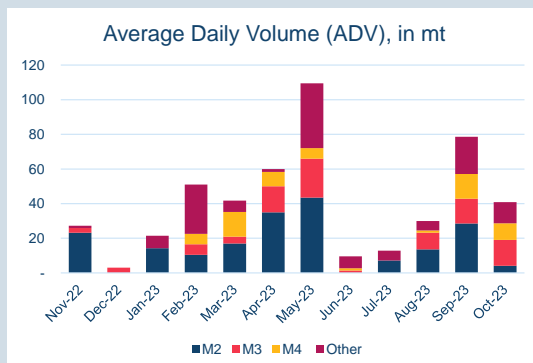
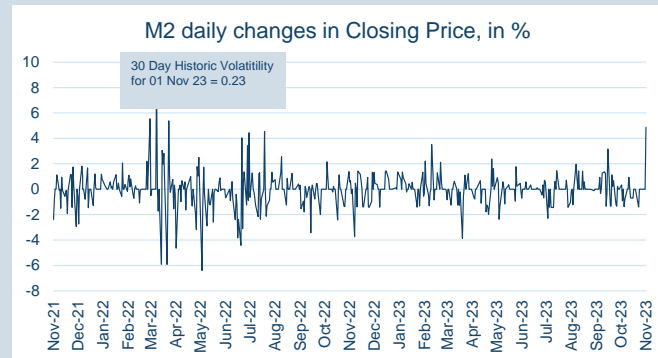
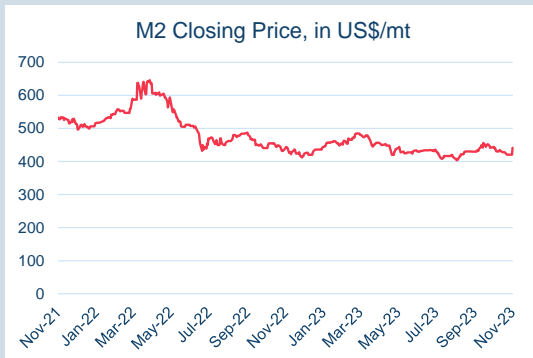
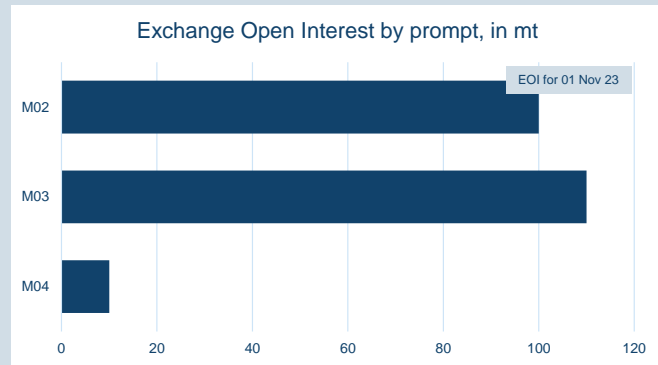
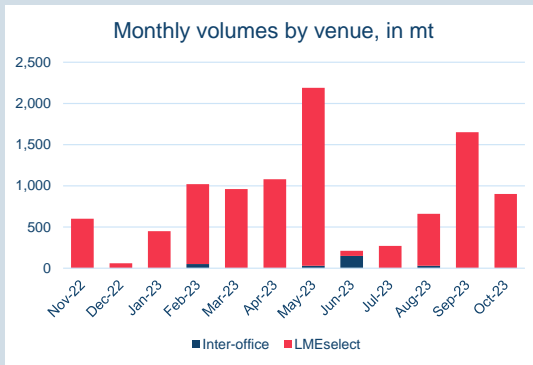
Volume (inc UNA) Oct-2023	
Lots	90
Tonnes	900

Volume Year To Date	
Lots	939
Tonnes	9,390

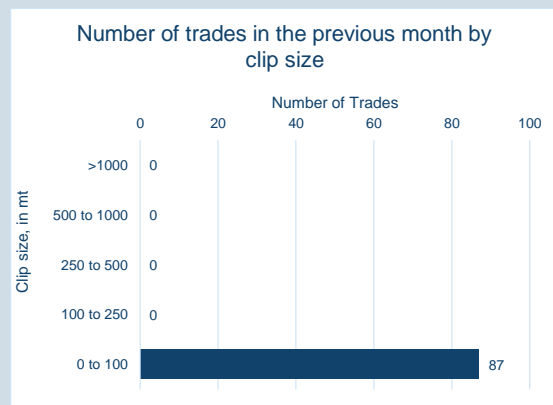


Prompt Month	End of Month - Daily Settlement	Volume (inc UNA)	End of Month - MOI
Oct-23	\$ 405.25	24	-
Nov-23	\$ 421.00	9	7
Dec-23	\$ 435.50	33	10
Jan-24	\$ 441.00	21	11
Feb-24	\$ 438.00	3	1
Mar-24	\$ 438.00	-	-
Apr-24	\$ 438.00	-	-
May-24	\$ 438.00	-	-
Jun-24	\$ 438.00	-	-
Jul-24	\$ 438.00	-	-
Aug-24	\$ 438.00	-	-
Sep-24	\$ 438.00	-	-
Oct-24	\$ 438.00	-	-
Nov-24	\$ 438.00	-	-
Dec-24	\$ 438.00	-	-



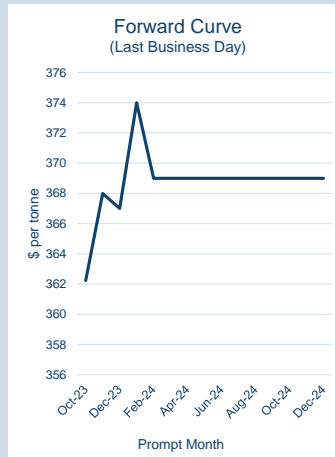


Contract specifications	
Contract Code	SID
Underlying Index	Platts' Shredded Scrap CFR Nhava Sheva
Initial Margin	\$620 per lot (as of Jun-23)
Bloomberg Ticker	LXLA Comdty
EIKON RIC	0#CSSIF:
TT Product Code	SIFCECS
CQG Product Code	LSI
Lot Size	10 metric tonnes
Price Quotation	US\$ / metric tonne
Contract Type	Cash settled futures
Contract Period	Monthly out to 15 months
Trading Venues	LMEselect and Inter-office telephone
Margining	Realised variation margins applied
Trading and Clearing Fees	US\$0.30 per lot (US\$0.03 per tonne)



© The London Metal Exchange - An HKEX Company. 10 Finsbury Square, London EC2A 1AJ

The information contained within this presentation is for illustrative and educational purposes only and should not be relied upon in making any investment decision. The past performance of any commodity, derivative or other product referred to in the presentation cannot be relied upon as a guide to its future performance. Whilst every effort has been made to ensure the information is up-to-date and correct, the LME cannot guarantee that it is completely accurate and free from human error. The information is published "as is" without any warranty of any kind, express or implied, as to accuracy of the information and the LME shall not be liable for any losses or damage that may result from use of the presentation as a consequence of any inaccuracies in, or any omissions from, the information which it may contain. The information may not be reproduced, distributed or transmitted to any other person or incorporated in any way into another publication or other material.

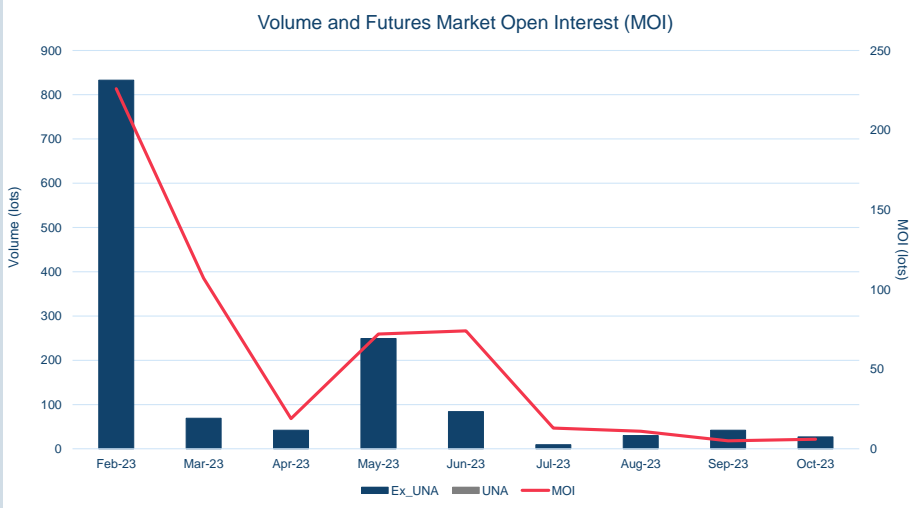


Front Month	
Average	\$369.53
Minimum	\$362.00
Maximum	\$374.00

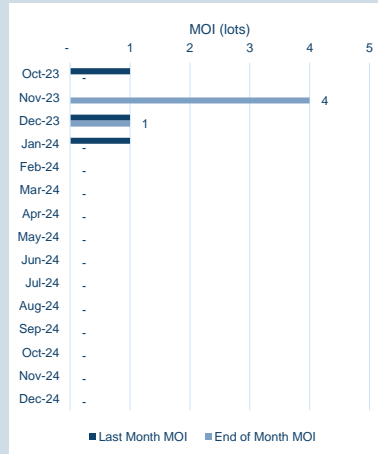
Volume (ex UNA) Oct-2023	
Lots	27

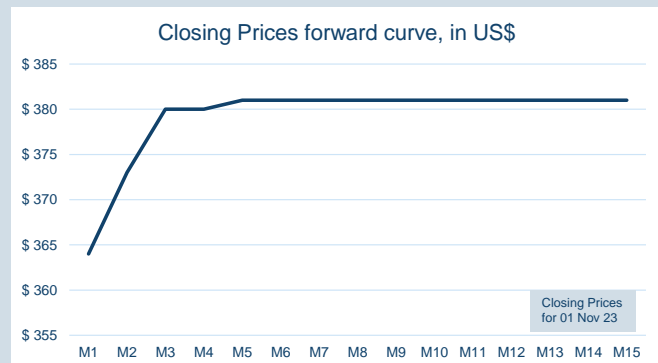
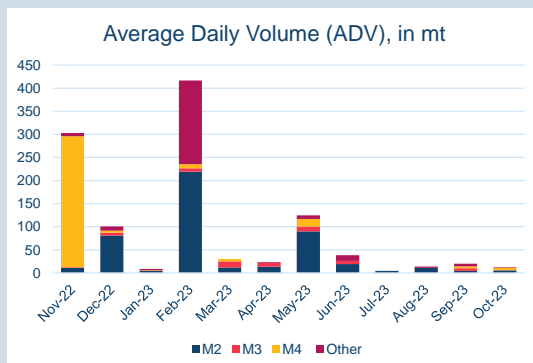
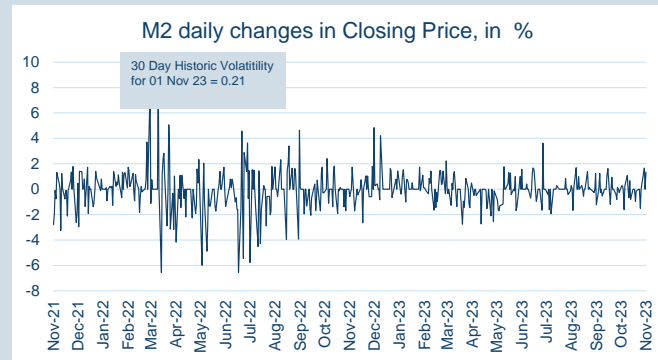
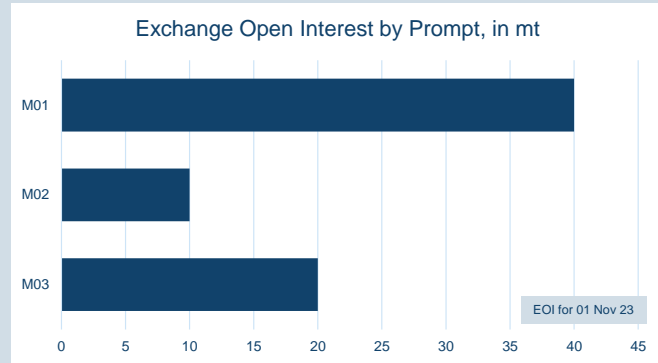
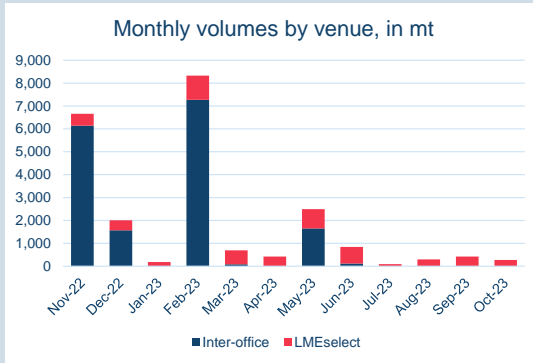
Volume (inc UNA) Oct-2023	
Lots	27
Tonnes	270

Volume Year To Date	
Lots	1,385
Tonnes	13,850

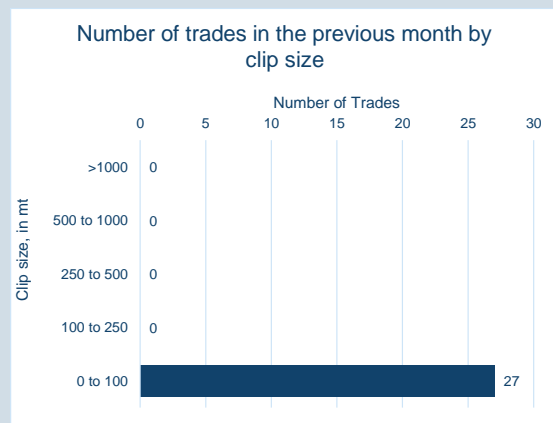


Prompt Month	End of Month - Daily Settlement	Volume (inc UNA)	End of Month - MOI
Oct-23	\$ 362.23	-	-
Nov-23	\$ 368.00	12	4
Dec-23	\$ 367.00	-	1
Jan-24	\$ 374.00	12	-
Feb-24	\$ 369.00	3	-
Mar-24	\$ 369.00	-	-
Apr-24	\$ 369.00	-	-
May-24	\$ 369.00	-	-
Jun-24	\$ 369.00	-	-
Jul-24	\$ 369.00	-	-
Aug-24	\$ 369.00	-	-
Sep-24	\$ 369.00	-	-
Oct-24	\$ 369.00	-	-
Nov-24	\$ 369.00	-	-
Dec-24	\$ 369.00	-	-



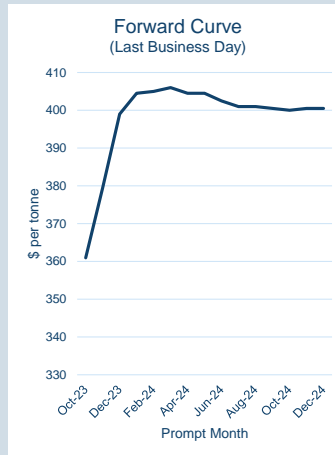


Contract specifications	
Contract Code	STD
Underlying Index	Argus' Ferrous scrap HMS 1/2 (80:20) containerised CFR Taiwan
Initial Margin	\$520 per lot (as of Jun-23)
Bloomberg Ticker	LVAACmdty
EIKON RIC	0#CSSTF:
TT Product Code	STFCES
CQG Product Code	LST
Lot Size	10 metric tonnes
Price Quotation	US\$ / metric tonne
Contract Type	Cash settled futures
Contract Period	Monthly out to 15 months
Trading Venues	LMEselect and Inter-office telephone
Margining	Realised variation margins applied
Trading and Clearing Fees	US\$0.30 per lot (US\$0.03 per tonne)



© The London Metal Exchange - An HKEX Company. 10 Finsbury Square, London EC2A 1AJ

The information contained within this presentation is for illustrative and educational purposes only and should not be relied upon in making any investment decision. The past performance of any commodity, derivative or other product referred to in the presentation cannot be relied upon as a guide to its future performance. Whilst every effort has been made to ensure the information is up-to-date and correct, the LME cannot guarantee that it is completely accurate and free from human error. The information is published "as is" without any warranty of any kind, express or implied, as to accuracy of the information and the LME shall not be liable for any losses or damage that may result from use of the presentation as a consequence of any inaccuracies in, or any omissions from, the information which it may contain. The information may not be reproduced, distributed or transmitted to any other person or incorporated in any way into another publication or other material.

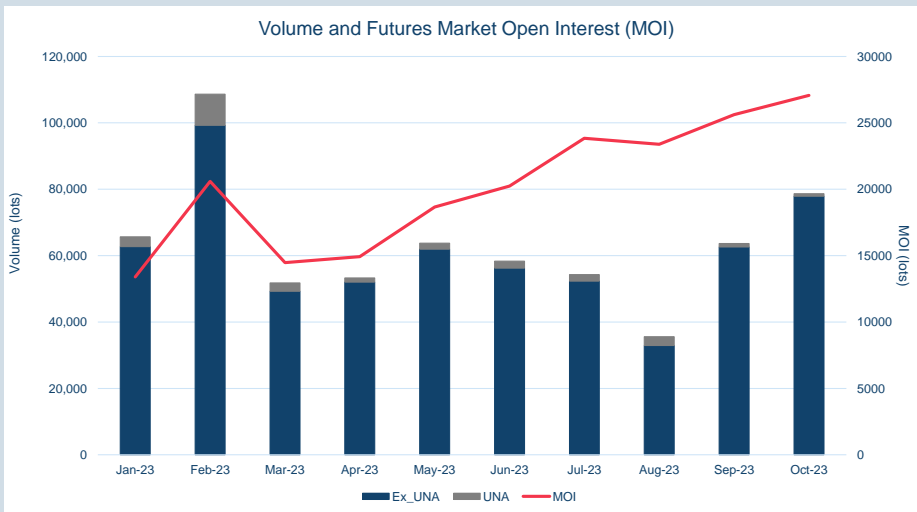


Front Month	
Average	\$364.82
Minimum	\$359.00
Maximum	\$372.00

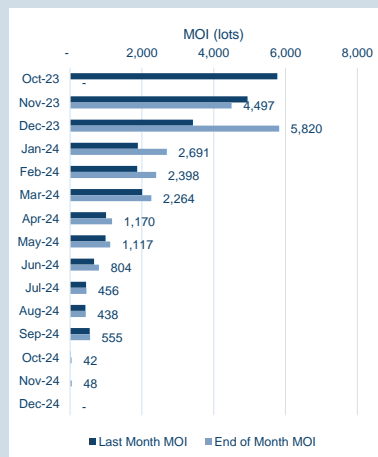
Volume (ex UNA) Oct-2023	
Lots	77,928

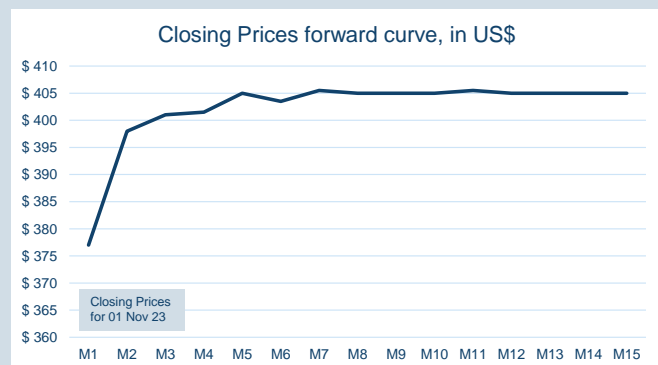
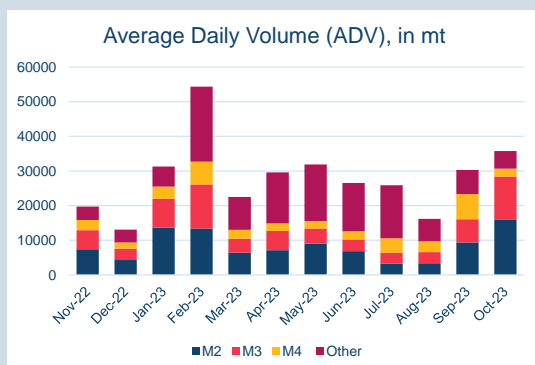
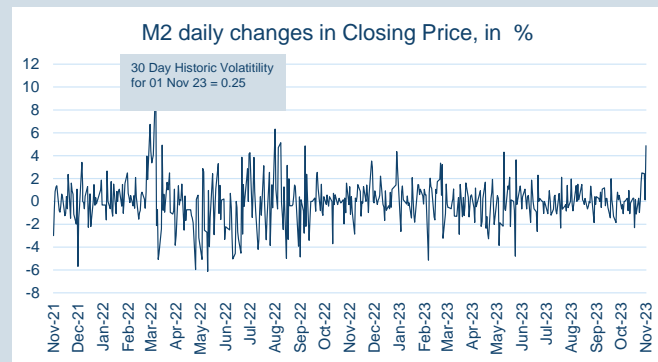
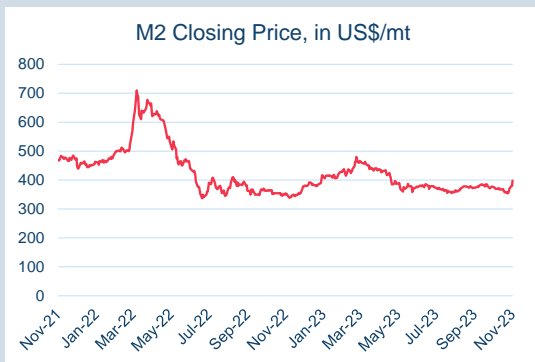
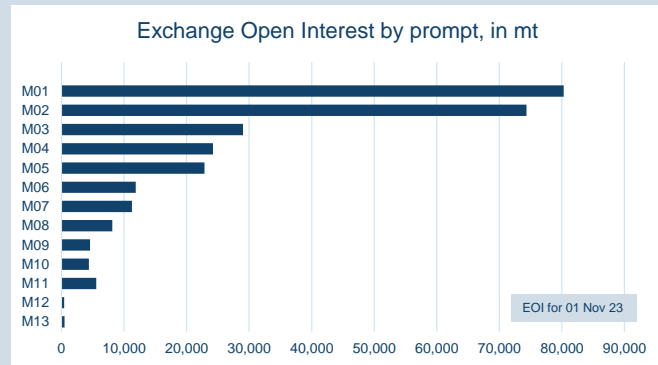
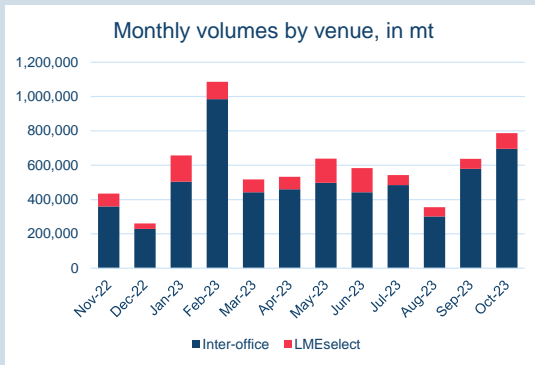
Volume (inc UNA) Oct-2023	
Lots	78,658
Tonnes	786,580

Volume Year To Date	
Lots	633,669
Tonnes	6,336,690

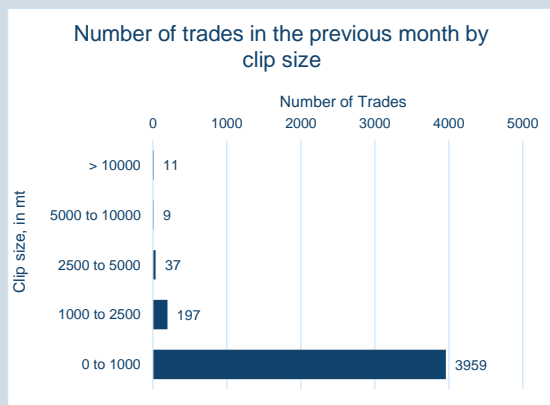


Prompt Month	End of Month - Daily Settlement	Volume (inc UNA)	End of Month - MOI
Oct-23	\$ 360.95	4,512	-
Nov-23	\$ 379.50	35,268	4,497
Dec-23	\$ 399.00	27,261	5,820
Jan-24	\$ 404.50	5,018	2,691
Feb-24	\$ 405.00	1,662	2,398
Mar-24	\$ 406.00	1,156	2,264
Apr-24	\$ 404.50	994	1,170
May-24	\$ 404.50	971	1,117
Jun-24	\$ 402.50	838	804
Jul-24	\$ 401.00	231	456
Aug-24	\$ 401.00	265	438
Sep-24	\$ 400.50	184	555
Oct-24	\$ 400.00	104	42
Nov-24	\$ 400.50	194	48
Dec-24	\$ 400.50	-	-



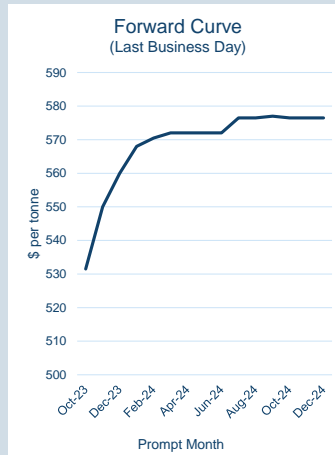


Contract specifications	
Contract Code	SCD
Underlying Index	Platts TSI HMS 1&2 (80:20) CFR Turkey
Initial Margin	\$660 per lot (as of Jun-23)
Bloomberg Ticker	JBOA Comdty
EIKON RIC	0#CSSCF:
TT Product Code	SCFCECS
CQG Product Code	SSC
Lot Size	10 metric tonnes
Price Quotation	US\$ / metric tonne
Contract Type	Cash settled futures
Contract Period	Monthly out to 15 months
Trading Venues	LMEselect and Inter-office telephone
Margining	Realised variation margins applied
Trading and Clearing Fees	US\$0.30 per lot (US\$0.03 per tonne)



© The London Metal Exchange - An HKEX Company. 10 Finsbury Square, London EC2A 1AJ

The information contained within this presentation is for illustrative and educational purposes only and should not be relied upon in making any investment decision. The past performance of any commodity, derivative or other product referred to in the presentation cannot be relied upon as a guide to its future performance. Whilst every effort has been made to ensure the information is up-to-date and correct, the LME cannot guarantee that it is completely accurate and free from human error. The information is published "as is" without any warranty of any kind, express or implied, as to accuracy of the information and the LME shall not be liable for any losses or damage that may result from use of the presentation as a consequence of any inaccuracies in, or any omissions from, the information which it may contain. The information may not be reproduced, distributed or transmitted to any other person or incorporated in any way into another publication or other material.

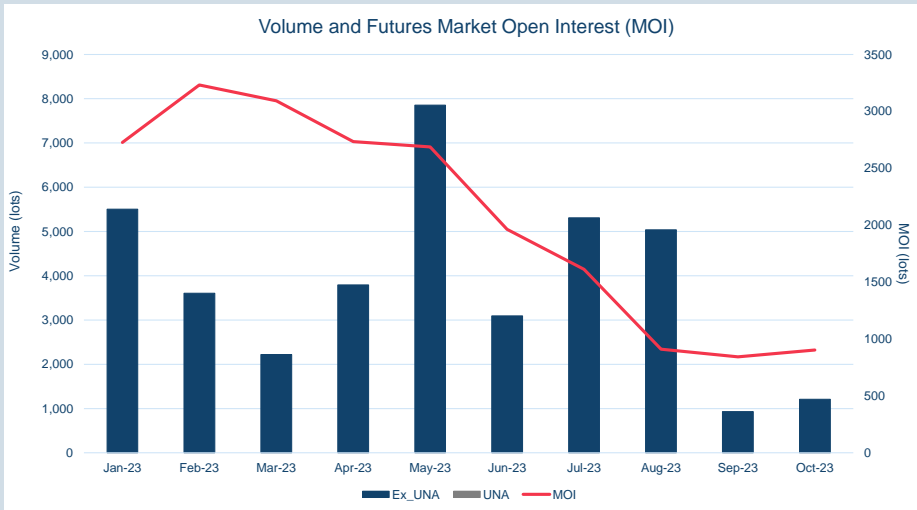


Front Month	
Average	\$533.86
Minimum	\$526.00
Maximum	\$549.50

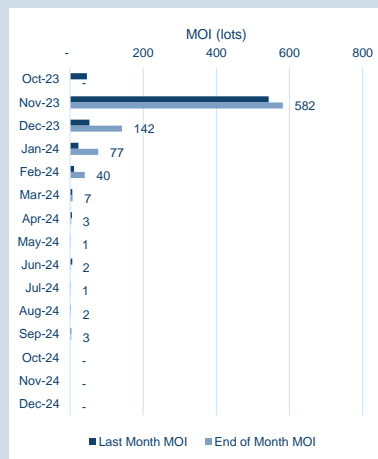
Volume (ex UNA) Oct-2023	
Lots	1,209

Volume (inc UNA) Oct-2023	
Lots	1,209
Tonnes	12,090

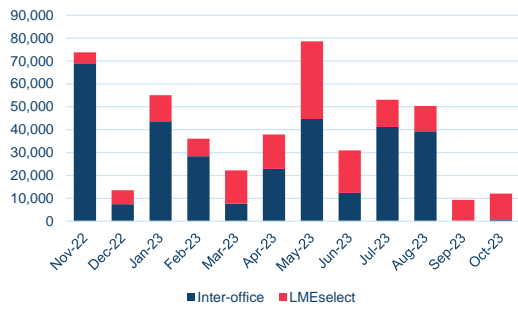
Volume Year To Date	
Lots	38,556
Tonnes	385,560



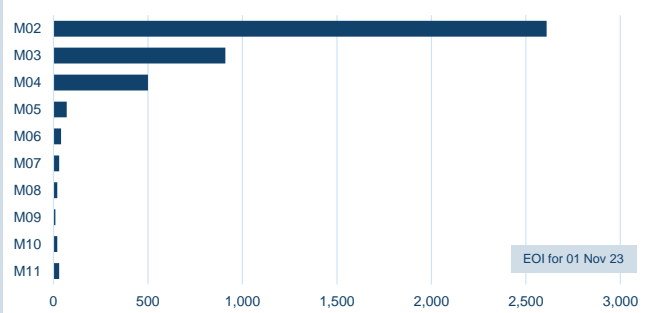
Prompt Month	End of Month - Daily Settlement	Volume (inc UNA)	End of Month - MOI
Oct-23	\$ 531.50	188	-
Nov-23	\$ 550.00	248	582
Dec-23	\$ 560.00	352	142
Jan-24	\$ 568.00	198	77
Feb-24	\$ 570.50	136	40
Mar-24	\$ 572.00	55	7
Apr-24	\$ 572.00	22	3
May-24	\$ 572.00	-	1
Jun-24	\$ 572.00	10	2
Jul-24	\$ 576.50	-	1
Aug-24	\$ 576.50	-	2
Sep-24	\$ 577.00	-	3
Oct-24	\$ 576.50	-	-
Nov-24	\$ 576.50	-	-
Dec-24	\$ 576.50	-	-



Monthly volumes by venue, in mt



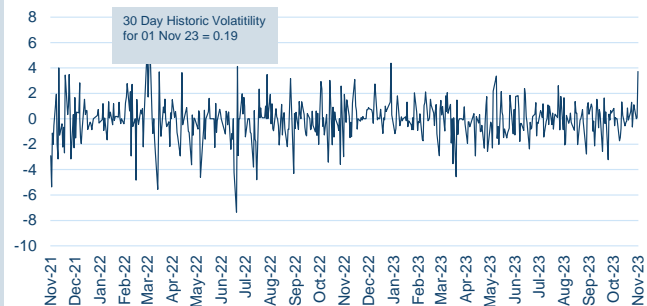
Exchange Open Interest by Prompt, in mt



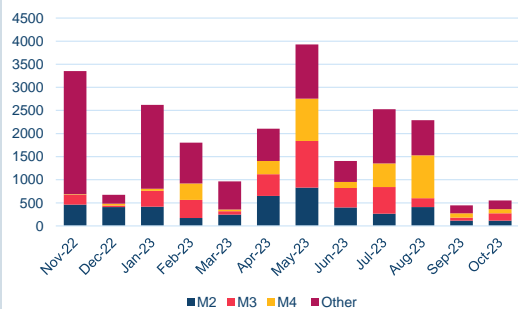
M2 Closing Price, in US\$/mt



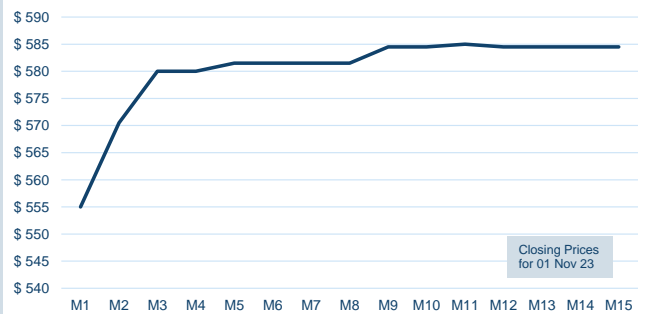
M2 daily changes in Closing Price, in %



Average Daily Volume (ADV), in mt



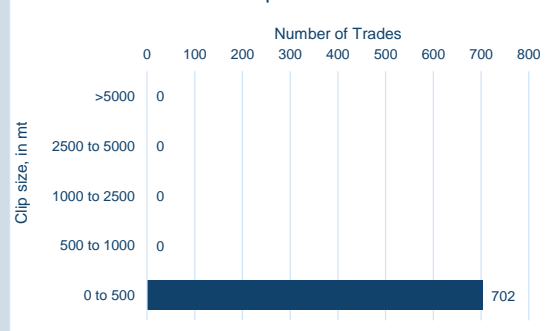
Closing Prices forward curve, in US\$



Contract specifications

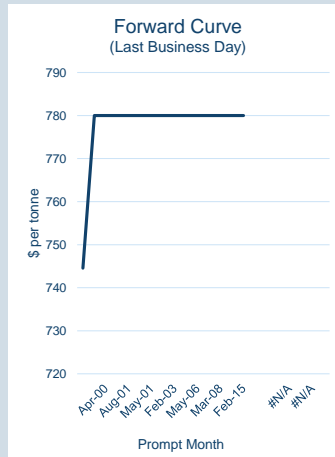
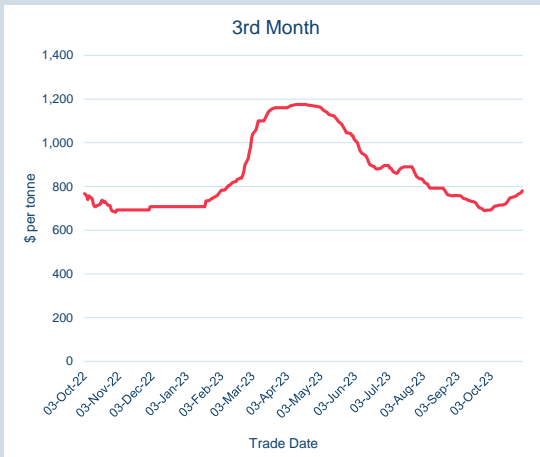
Contract Code	HCD
Underlying Index	Argus HRC FOB Tianjin China
Initial Margin	\$870 per lot (as of Jun-23)
Bloomberg Ticker	LCYA Comdty
EIKON RIC	0#CMHCF:
TT Product Code	HCFCECS
CQG Product Code	LHC
Lot Size	10 metric tonnes
Price Quotation	US\$ / metric tonne
Contract Type	Cash settled futures
Contract Period	Monthly out to 15 months
Trading Venues	LMEselect and Inter-office telephone
Margining	Realised variation margins applied
Trading and Clearing Fees	US\$0.30 per lot (US\$0.03 per tonne)

Number of trades in the previous month by clip size



© The London Metal Exchange - An HKEX Company. 10 Finsbury Square, London EC2A 1AJ

The information contained within this presentation is for illustrative and educational purposes only and should not be relied upon in making any investment decision. The past performance of any commodity, derivative or other product referred to in the presentation cannot be relied upon as a guide to its future performance. Whilst every effort has been made to ensure the information is up-to-date and correct, the LME cannot guarantee that it is completely accurate and free from human error. The information is published "as is" without any warranty of any kind, express or implied, as to accuracy of the information and the LME shall not be liable for any losses or damage that may result from use of the presentation as a consequence of any inaccuracies in, or any omissions from, the information which it may contain. The information may not be reproduced, distributed or transmitted to any other person or incorporated in any way into another publication or other material.

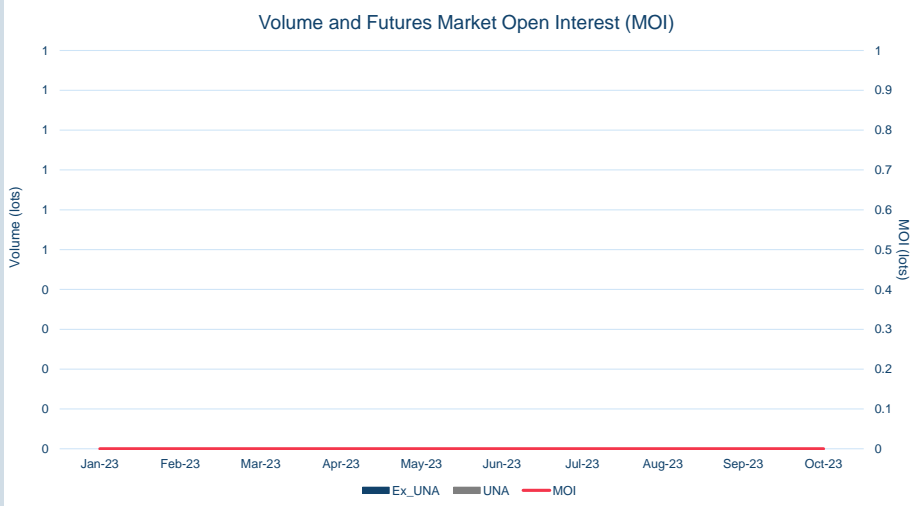


Front Month	
Average	\$725.34
Minimum	\$692.00
Maximum	\$744.55

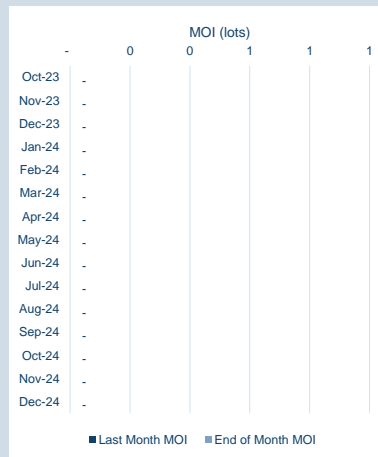
Volume (ex UNA) Oct-2023	
Lots	-

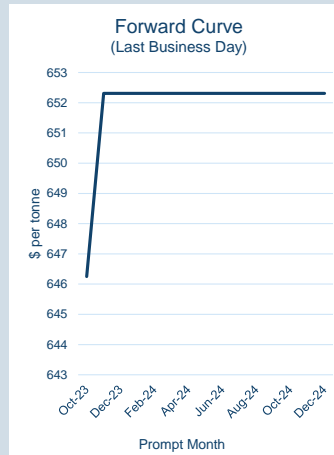
Volume (inc UNA) Oct-2023	
Lots	-
Tonnes	-

Volume Year To Date	
Lots	-
Tonnes	-



Prompt Month	End of Month - Daily Settlement	Volume (inc UNA)	End of Month - MOI
Jan-00	\$ 744.55	-	-
Jan-00	\$ 780.00	-	-
Apr-00	\$ 780.00	-	-
Apr-00	\$ 780.00	-	-
Aug-01	\$ 780.00	-	-
May-01	\$ 780.00	-	-
May-01	\$ 780.00	-	-
May-02	\$ 780.00	-	-
Feb-03	\$ 780.00	-	-
Apr-03	\$ 780.00	-	-
May-06	\$ 780.00	-	-
Nov-06	\$ 780.00	-	-
Mar-08	\$ 780.00	-	-
Aug-17	\$ 780.00	-	-
Feb-15	\$ 780.00	-	-



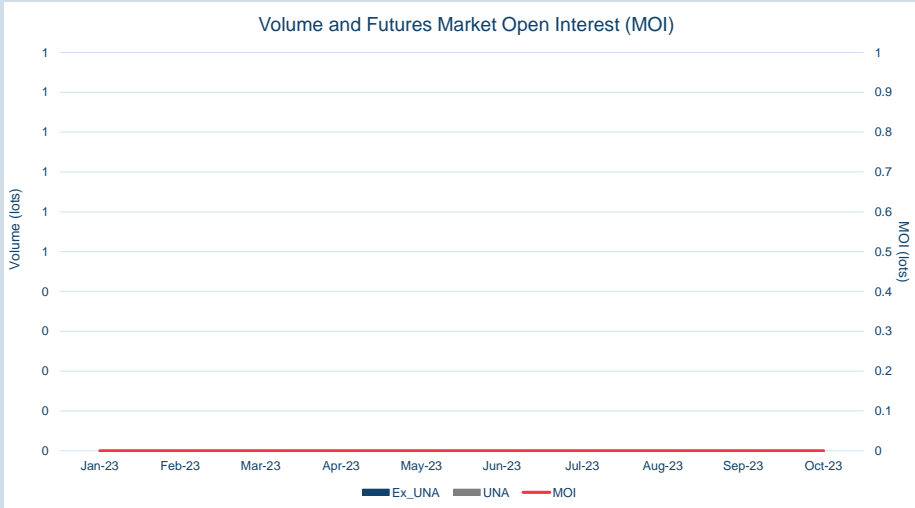


Front Month	
Average	\$645.61
Minimum	\$641.11
Maximum	\$654.73

Volume (ex UNA) Oct-2023	
Lots	-

Volume (inc UNA) Oct-2023	
Lots	-
Tonnes	-

Volume Year To Date	
Lots	-
Tonnes	-



Prompt Month	End of Month - Daily Settlement	Volume (inc UNA)	End of Month - MOI
Oct-23	\$ 646.25	-	-
Nov-23	\$ 652.31	-	-
Dec-23	\$ 652.31	-	-
Jan-24	\$ 652.31	-	-
Feb-24	\$ 652.31	-	-
Mar-24	\$ 652.31	-	-
Apr-24	\$ 652.31	-	-
May-24	\$ 652.31	-	-
Jun-24	\$ 652.31	-	-
Jul-24	\$ 652.31	-	-
Aug-24	\$ 652.31	-	-
Sep-24	\$ 652.31	-	-
Oct-24	\$ 652.31	-	-
Nov-24	\$ 652.31	-	-
Dec-24	\$ 652.31	-	-

