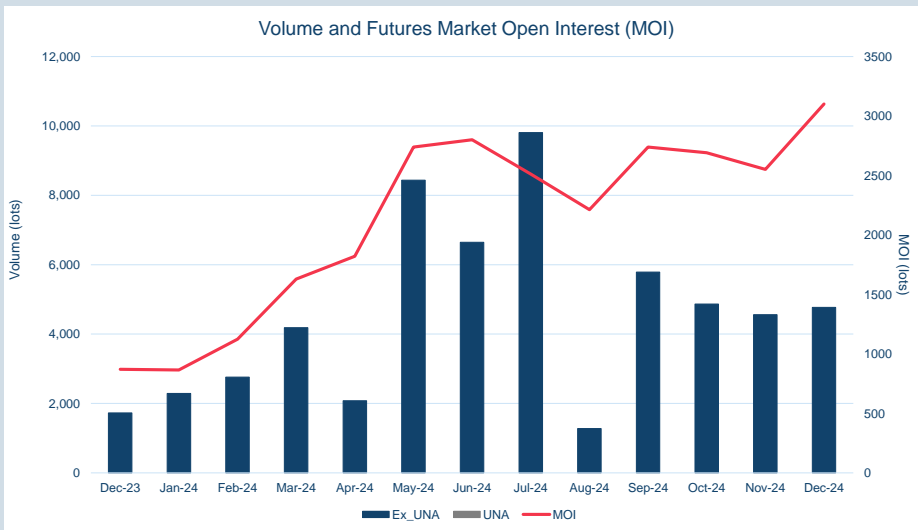


Front Month	
Average	\$563.52
Minimum	\$557.00
Maximum	\$567.00

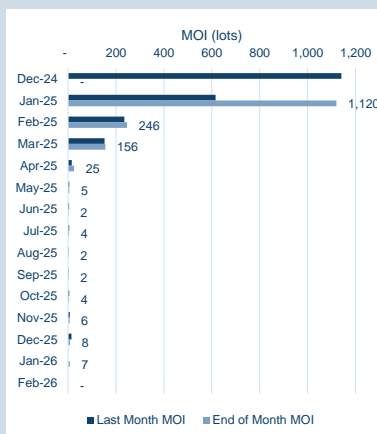
Volume (ex UNA) Dec-2024	
Lots	4,768

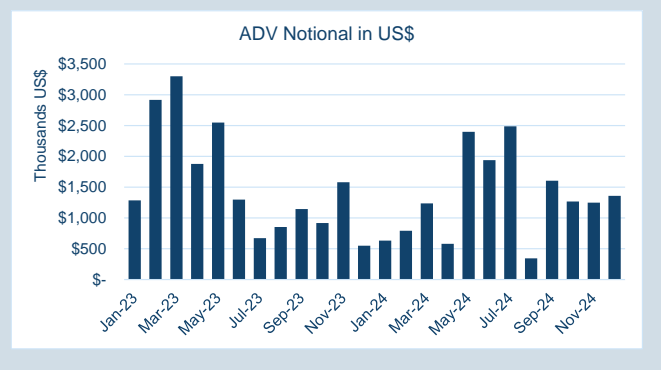
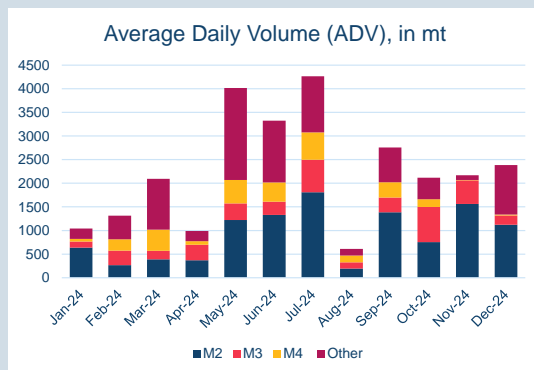
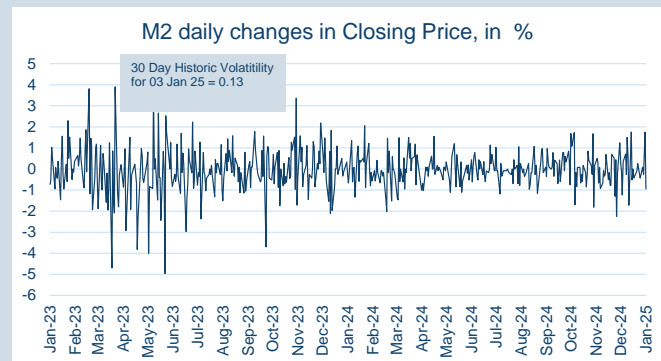
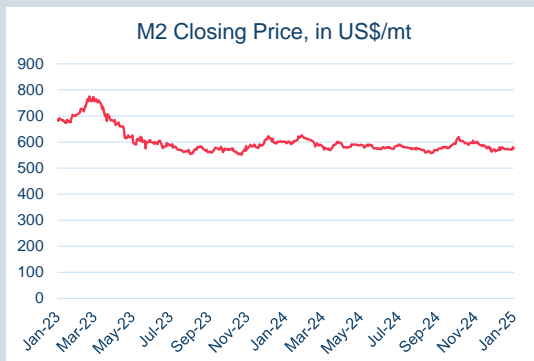
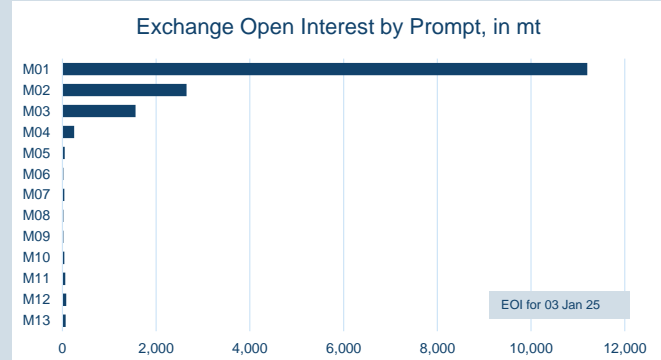
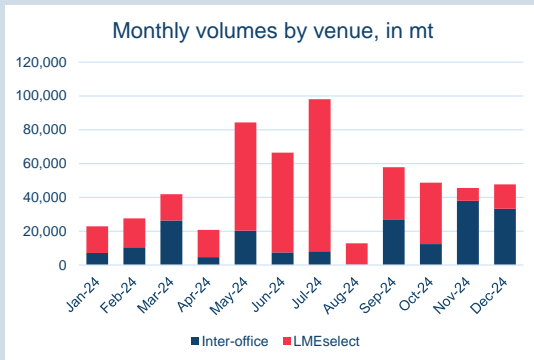
Volume (inc UNA) Dec-2024	
Lots	4,768
Tonnes	47,680

Volume Year To Date	
Lots	57,458
Tonnes	574,580

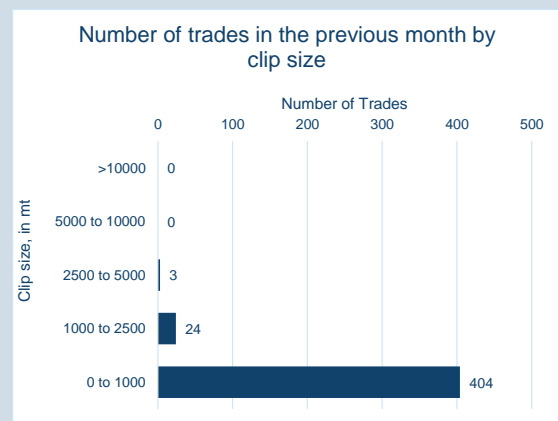


Prompt Month	End of Month - Daily Settlement	Volume (inc UNA)	End of Month - MOI
Dec-24	\$ 564.95	2,569	-
Jan-25	\$ 570.00	1,646	1,120
Feb-25	\$ 576.00	392	246
Mar-25	\$ 582.50	34	156
Apr-25	\$ 586.00	20	25
May-25	\$ 589.50	3	5
Jun-25	\$ 596.00	6	2
Jul-25	\$ 600.00	16	4
Aug-25	\$ 601.00	-	2
Sep-25	\$ 603.50	-	2
Oct-25	\$ 604.50	22	4
Nov-25	\$ 606.00	26	6
Dec-25	\$ 607.00	14	8
Jan-26	\$ 608.50	20	7
Feb-26	\$ 608.50	-	-



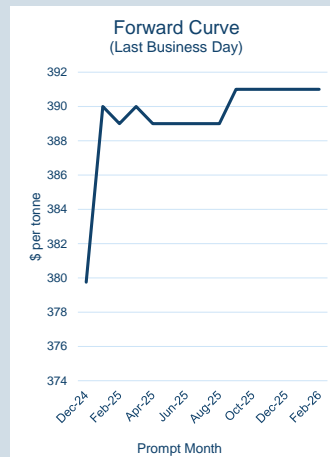


Contract specifications	
Contract Code	SRD
Underlying Index	Platts Steel Rebar FOB Turkey
Initial Margin	\$440 per lot (as of Nov-24)
Bloomberg Ticker	JBPA Comdty
EIKON RIC	0#CSRRF:
TT Product Code	SRFCECS
CQG Product Code	SSR
Lot Size	10 metric tonnes
Price Quotation	US\$ / metric tonne
Contract Type	Cash settled futures
Contract Period	Monthly out to 15 months
Trading Venues	LMEselect and Inter-office telephone
Margining	Realised variation margins applied
Trading and Clearing Fees	US\$0.30 per lot (US\$0.03 per tonne)



© The London Metal Exchange - An HKEX Company, 10 Finsbury Square, London EC2A 1AJ

The information contained within this presentation is for illustrative and educational purposes only and should not be relied upon in making any investment decision. The past performance of any commodity, derivative or other product referred to in the presentation cannot be relied upon as a guide to its future performance. Whilst every effort has been made to ensure the information is up-to-date and correct, the LME cannot guarantee that it is completely accurate and free from human error. The information is published "as is" without any warranty of any kind, express or implied, as to accuracy of the information and the LME shall not be liable for any losses or damage that may result from use of the presentation as a consequence of any inaccuracies in, or any omissions from, the information which it may contain. The information may not be reproduced, distributed or transmitted to any other person or incorporated in any way into another publication or other material.

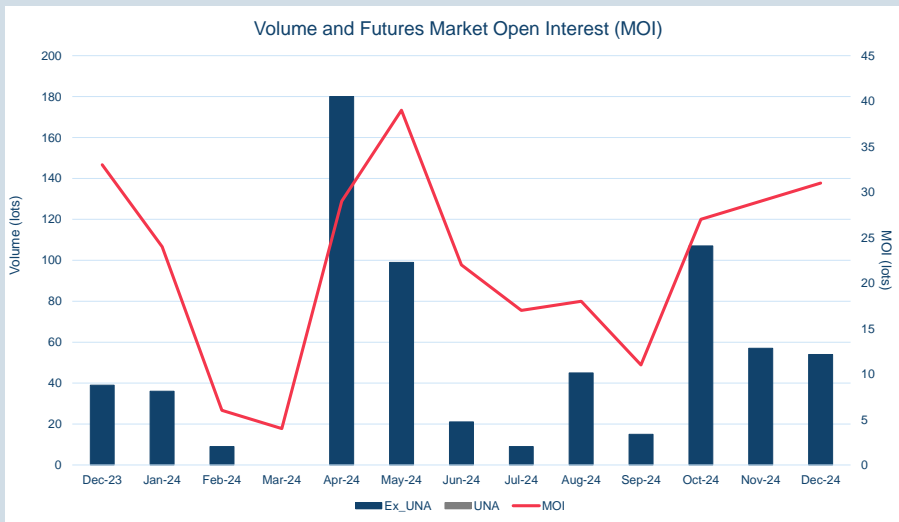


Front Month	
Average	\$383.69
Minimum	\$379.75
Maximum	\$393.50

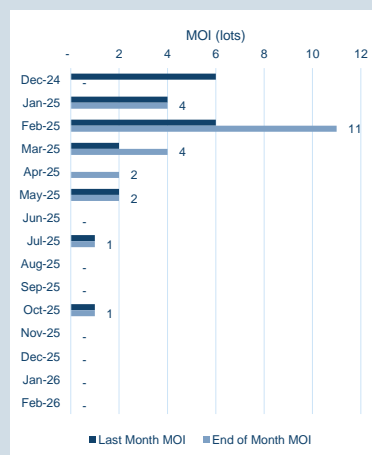
Volume (ex UNA) Dec-2024	
Lots	54

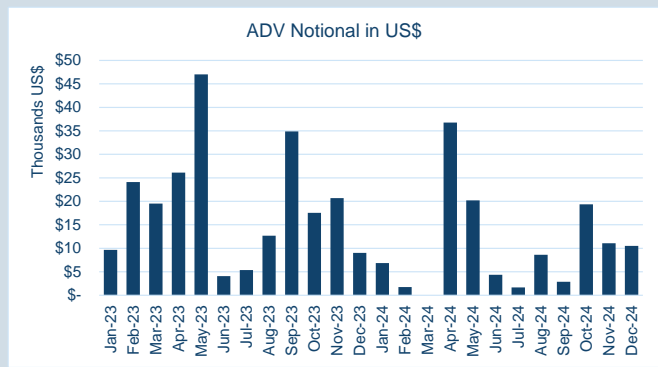
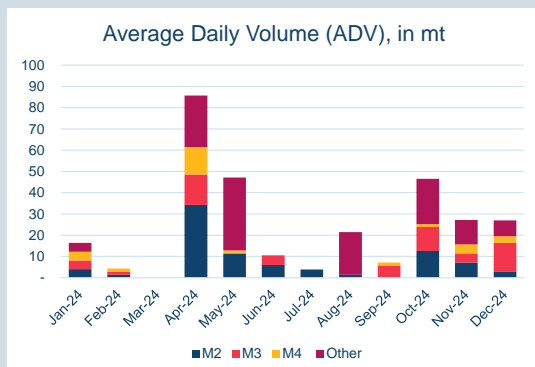
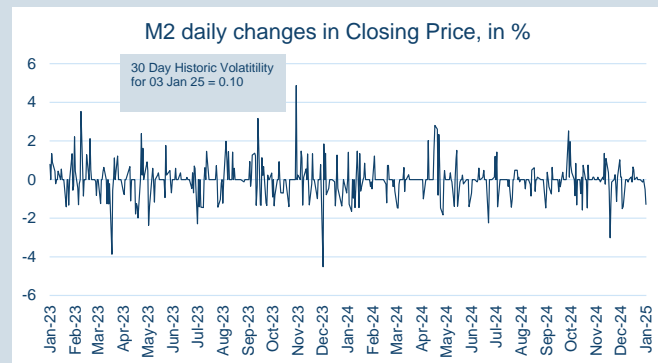
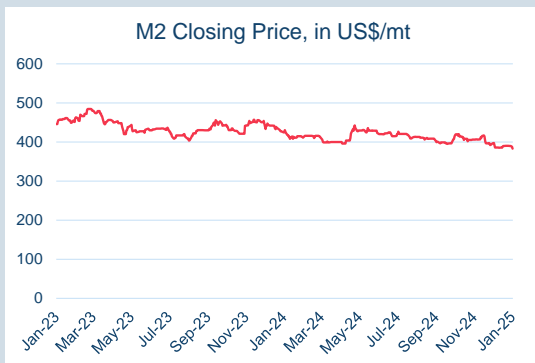
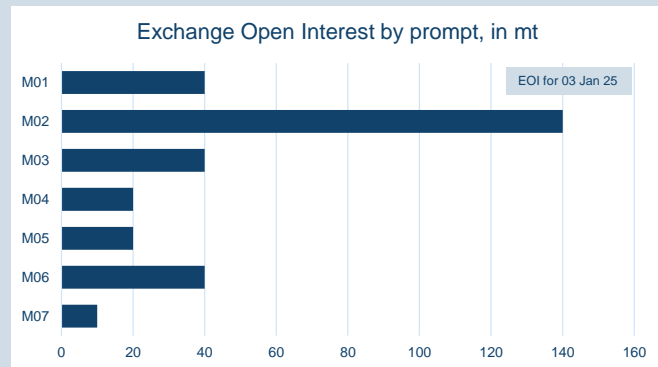
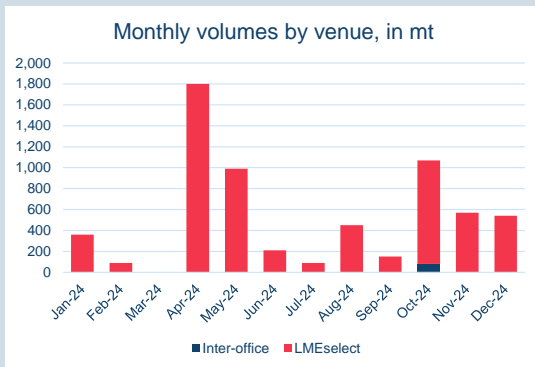
Volume (inc UNA) Dec-2024	
Lots	54
Tonnes	540

Volume Year To Date	
Lots	632
Tonnes	6,320

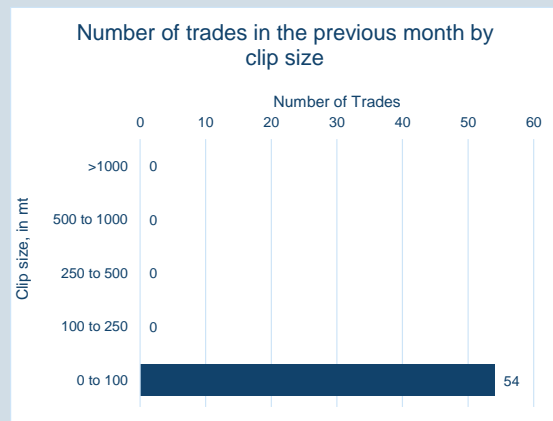


Prompt Month	End of Month - Daily Settlement	Volume (inc UNA)	End of Month - MOI
Dec-24	\$ 379.75	9	-
Jan-25	\$ 390.00	6	4
Feb-25	\$ 389.00	27	11
Mar-25	\$ 390.00	6	4
Apr-25	\$ 389.00	6	2
May-25	\$ 389.00	-	2
Jun-25	\$ 389.00	-	-
Jul-25	\$ 389.00	-	1
Aug-25	\$ 389.00	-	-
Sep-25	\$ 391.00	-	-
Oct-25	\$ 391.00	-	1
Nov-25	\$ 391.00	-	-
Dec-25	\$ 391.00	-	-
Jan-26	\$ 391.00	-	-
Feb-26	\$ 391.00	-	-



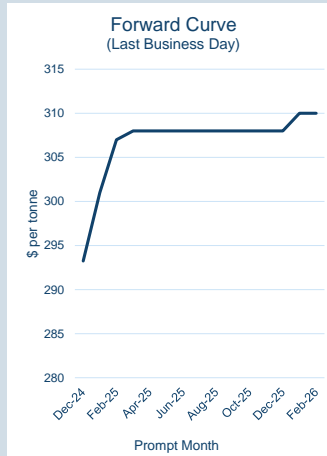


Contract specifications	
Contract Code	SID
Underlying Index	Platts' Shredded Scrap CFR Nhava Sheva
Initial Margin	\$380 per lot (as of Nov-24)
Bloomberg Ticker	LXLA Comdty
EIKON RIC	0#CSSIF:
TT Product Code	SIFCECS
CQG Product Code	LSI
Lot Size	10 metric tonnes
Price Quotation	US\$ / metric tonne
Contract Type	Cash settled futures
Contract Period	Monthly out to 15 months
Trading Venues	LMEselect and Inter-office telephone
Margining	Realised variation margins applied
Trading and Clearing Fees	US\$0.30 per lot (US\$0.03 per tonne)



© The London Metal Exchange - An HKEX Company, 10 Finsbury Square, London EC2A 1AJ

The information contained within this presentation is for illustrative and educational purposes only and should not be relied upon in making any investment decision. The past performance of any commodity, derivative or other product referred to in the presentation cannot be relied upon as a guide to its future performance. Whilst every effort has been made to ensure the information is up-to-date and correct, the LME cannot guarantee that it is completely accurate and free from human error. The information is published "as is" without any warranty of any kind, express or implied, as to accuracy of the information and the LME shall not be liable for any losses or damage that may result from use of the presentation as a consequence of any inaccuracies in, or any omissions from, the information which it may contain. The information may not be reproduced, distributed or transmitted to any other person or incorporated in any way into another publication or other material.

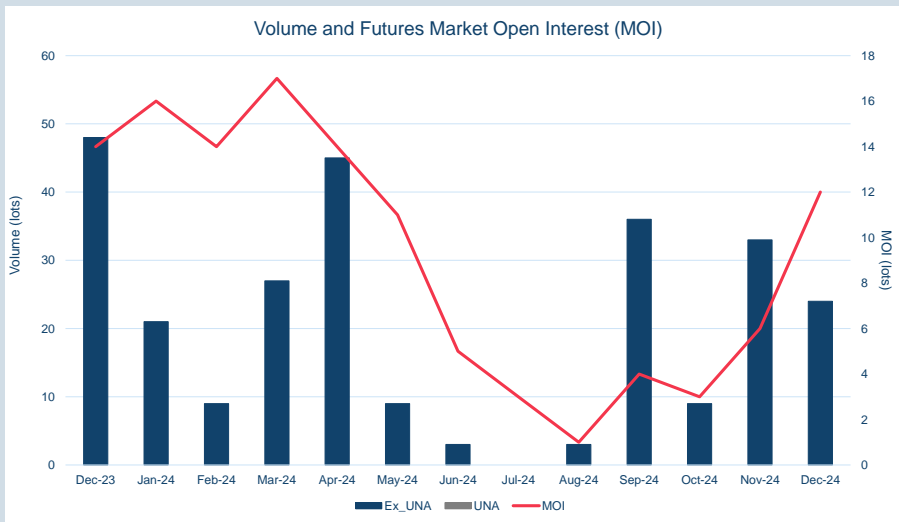


Front Month	
Average	\$299.26
Minimum	\$293.24
Maximum	\$307.00

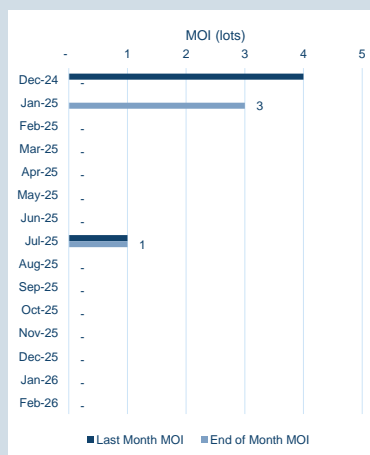
Volume (ex UNA) Dec-2024	
Lots	24

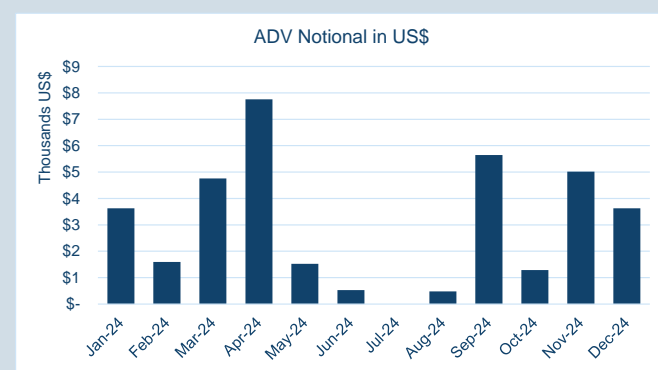
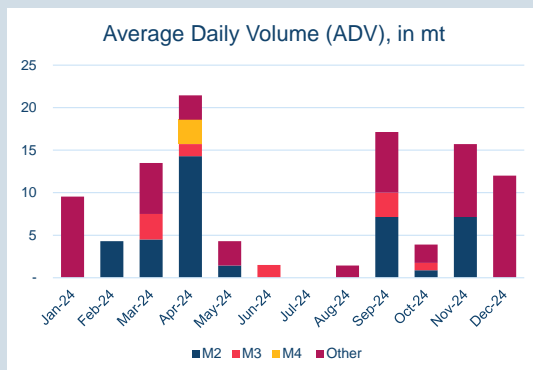
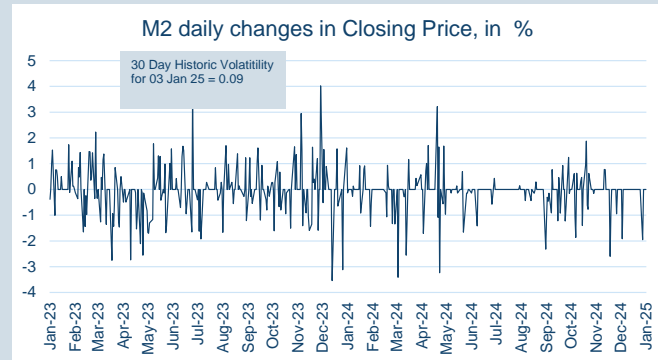
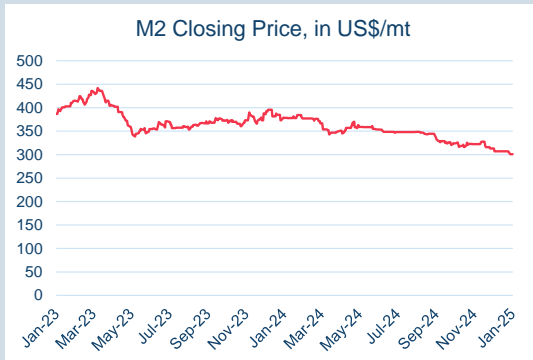
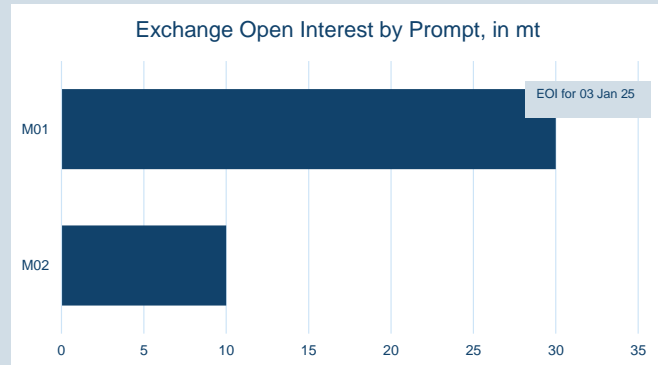
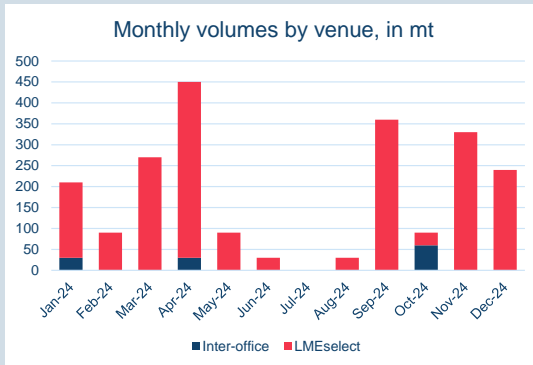
Volume (inc UNA) Dec-2024	
Lots	24
Tonnes	240

Volume Year To Date	
Lots	219
Tonnes	2,190

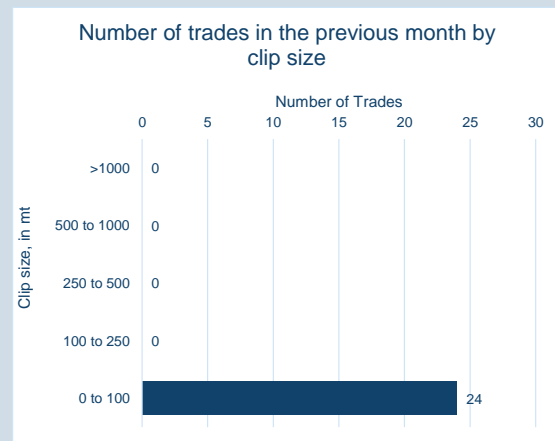


Prompt Month	End of Month - Daily Settlement	Volume (inc UNA)	End of Month - MOI
Dec-24	\$ 293.24	15	-
Jan-25	\$ 301.00	9	3
Feb-25	\$ 307.00	-	-
Mar-25	\$ 308.00	-	-
Apr-25	\$ 308.00	-	-
May-25	\$ 308.00	-	-
Jun-25	\$ 308.00	-	-
Jul-25	\$ 308.00	-	1
Aug-25	\$ 308.00	-	-
Sep-25	\$ 308.00	-	-
Oct-25	\$ 308.00	-	-
Nov-25	\$ 308.00	-	-
Dec-25	\$ 308.00	-	-
Jan-26	\$ 310.00	-	-
Feb-26	\$ 310.00	-	-



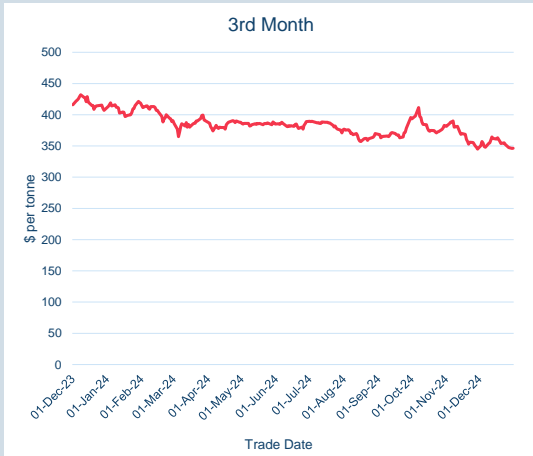


Contract specifications	
Contract Code	STD
Underlying Index	Argus' Ferrous scrap HMS 1/2 (80:20) containerised CFR Taiwan
Initial Margin	\$360 per lot (as of Nov-24)
Bloomberg Ticker	LVAA Comdty
EIKON RIC	0#CSSTF:
TT Product Code	STFCECS
CQG Product Code	LST
Lot Size	10 metric tonnes
Price Quotation	US\$ / metric tonne
Contract Type	Cash settled futures
Contract Period	Monthly out to 15 months
Trading Venues	LMEselect and Inter-office telephone
Margining	Realised variation margins applied
Trading and Clearing Fees	US\$0.30 per lot (US\$0.03 per tonne)



© The London Metal Exchange - An HKEX Company. 10 Finsbury Square, London EC2A 1AJ

The information contained within this presentation is for illustrative and educational purposes only and should not be relied upon in making any investment decision. The past performance of any commodity, derivative or other product referred to in the presentation cannot be relied upon as a guide to its future performance. Whilst every effort has been made to ensure the information is up-to-date and correct, the LME cannot guarantee that it is completely accurate and free from human error. The information is published "as is" without any warranty of any kind, express or implied, as to accuracy of the information and the LME shall not be liable for any losses or damage that may result from use of the presentation as a consequence of any inaccuracies in, or any omissions from, the information which it may contain. The information may not be reproduced, distributed or transmitted to any other person or incorporated in any way into another publication or other material.

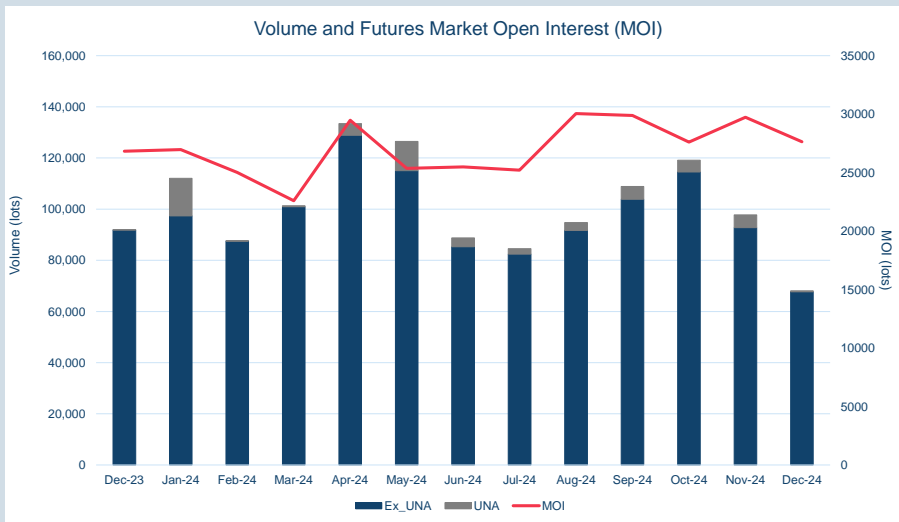


Front Month	
Average	\$342.94
Minimum	\$338.00
Maximum	\$347.50

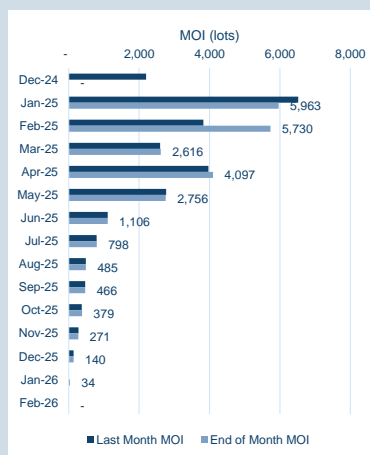
Volume (ex UNA) Dec-2024	
Lots	67,675

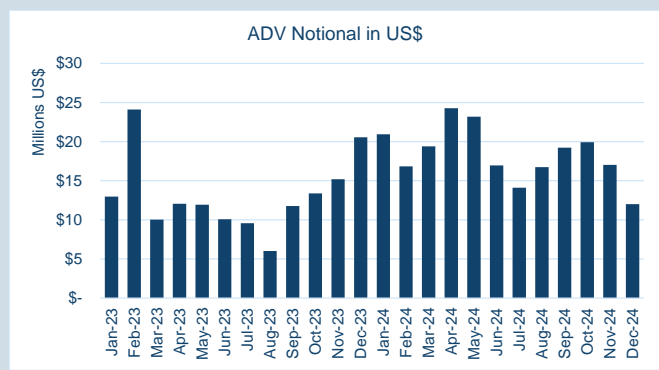
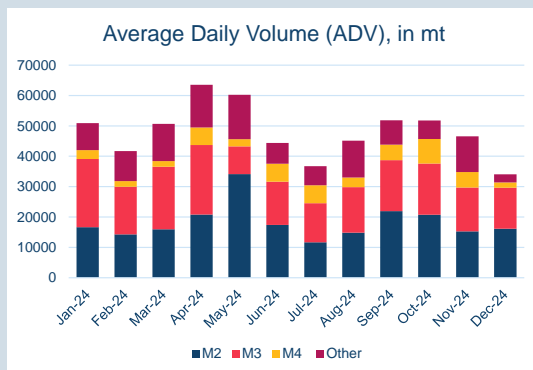
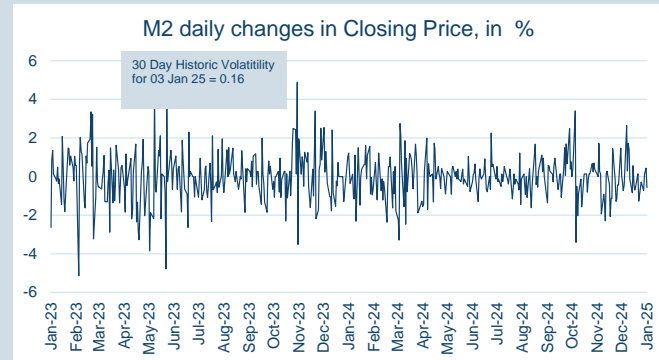
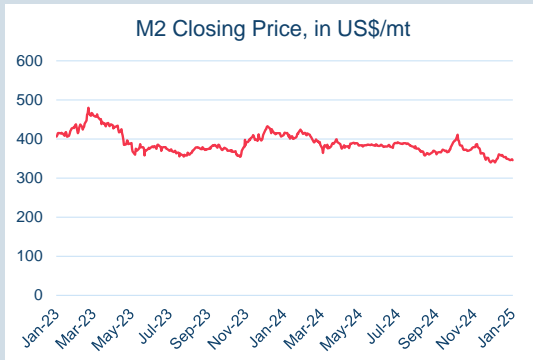
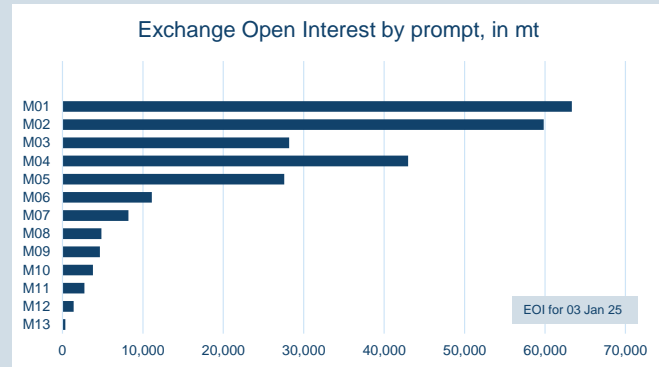
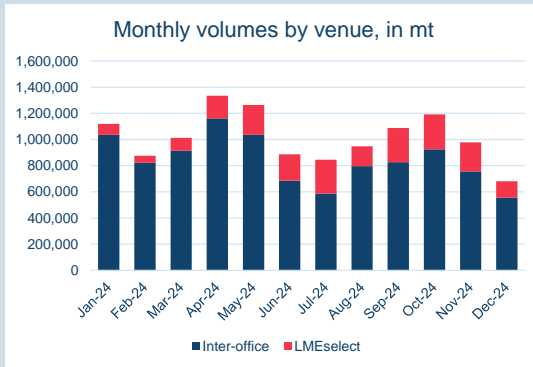
Volume (inc UNA) Dec-2024	
Lots	68,075
Tonnes	680,750

Volume Year To Date	
Lots	1,222,602
Tonnes	12,226,020

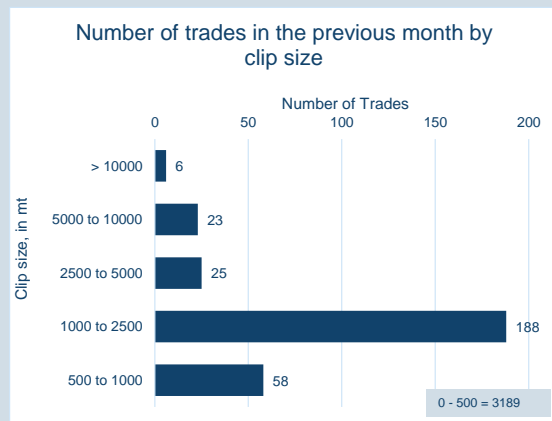


Prompt Month	End of Month - Daily Settlement	Volume (inc UNA)	End of Month - MOI
Dec-24	\$ 345.19	2,205	-
Jan-25	\$ 346.50	32,343	5,963
Feb-25	\$ 346.50	26,979	5,730
Mar-25	\$ 350.00	3,505	2,616
Apr-25	\$ 354.50	2,294	4,097
May-25	\$ 355.50	325	2,756
Jun-25	\$ 361.50	140	1,106
Jul-25	\$ 363.50	33	798
Aug-25	\$ 367.00	29	485
Sep-25	\$ 366.00	19	466
Oct-25	\$ 373.00	50	379
Nov-25	\$ 377.00	31	271
Dec-25	\$ 379.00	41	140
Jan-26	\$ 380.00	81	34
Feb-26	\$ 380.00	-	-





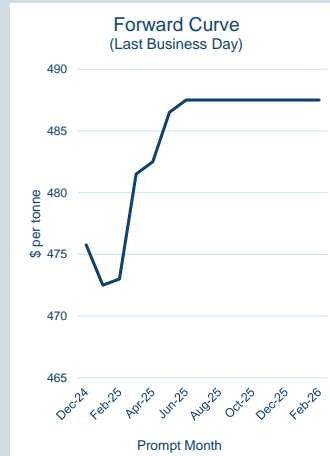
Contract specifications	
Contract Code	SCD
Underlying Index	Platts TSI HMS 1&2 (80:20) CFR Turkey
Initial Margin	\$320 per lot (as of Nov-24)
Bloomberg Ticker	JBOA Comdty
EIKON RIC	0#CSSCF:
TT Product Code	SCFCECS
CQG Product Code	SSC
Lot Size	10 metric tonnes
Price Quotation	US\$ / metric tonne
Contract Type	Cash settled futures
Contract Period	Monthly out to 15 months
Trading Venues	LMEselect and Inter-office telephone
Margining	Realised variation margins applied
Trading and Clearing Fees	US\$0.30 per lot (US\$0.03 per tonne)



© The London Metal Exchange - An HKEX Company, 10 Finsbury Square, London EC2A 1AJ

The information contained within this presentation is for illustrative and educational purposes only and should not be relied upon in making any investment decision. The past performance of any commodity, derivative or other product referred to in the presentation cannot be relied upon as a guide to its future performance. Whilst every effort has been made to ensure the information is up-to-date and correct, the LME cannot guarantee that it is completely accurate and free from human error. The information is published "as is" without any warranty of any kind, express or implied, as to accuracy of the information and the LME shall not be liable for any losses or damage that may result from use of the presentation as a consequence of any inaccuracies in, or any omissions from, the information which it may contain. The information may not be reproduced, distributed or transmitted to any other person or incorporated in any way into another publication or other material.



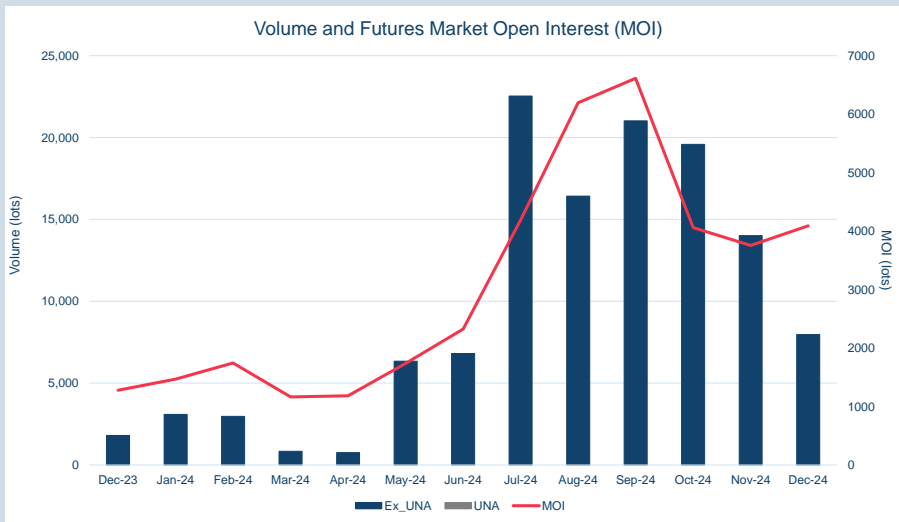


Front Month	
Average	\$482.04
Minimum	\$471.50
Maximum	\$495.00

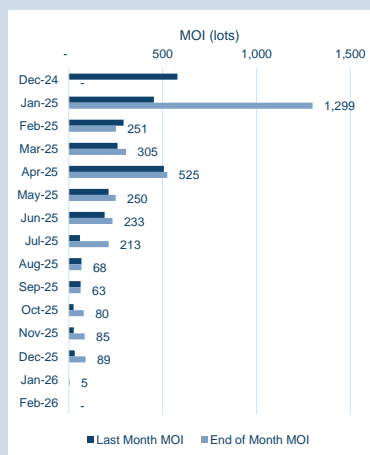
Volume (ex UNA) Dec-2024	
Lots	7,963

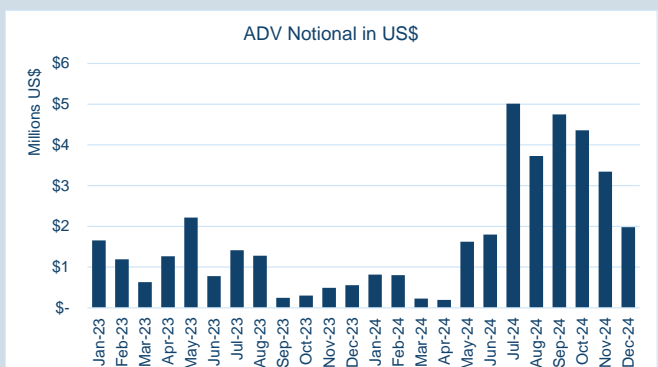
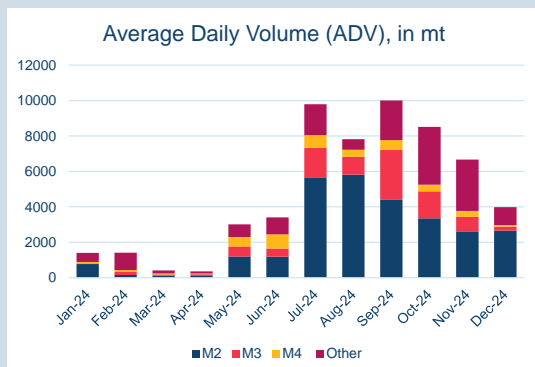
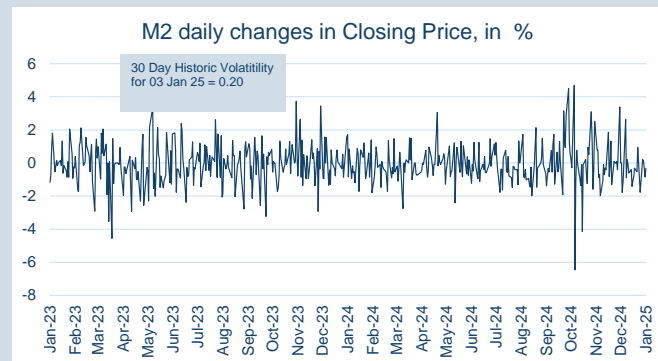
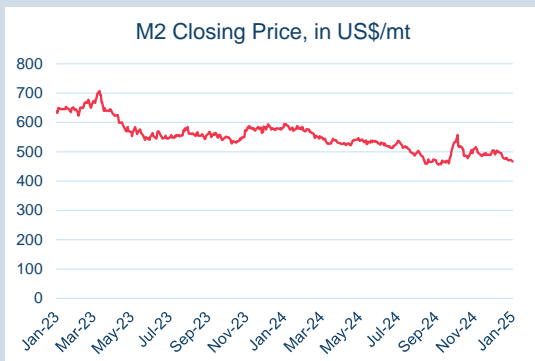
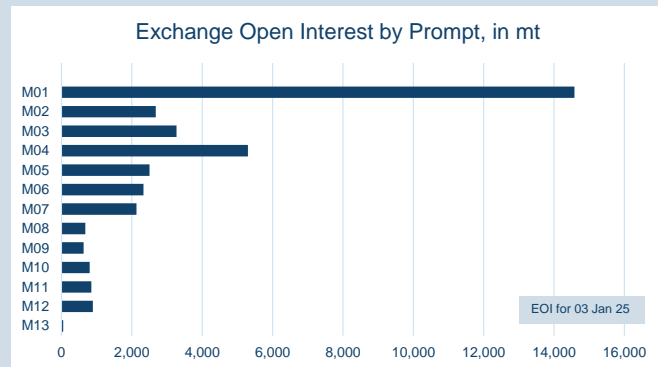
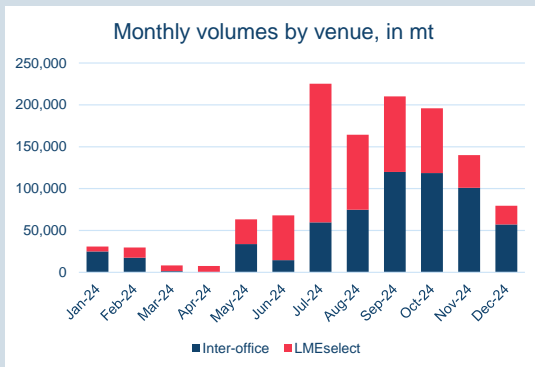
Volume (inc UNA) Dec-2024	
Lots	7,963
Tonnes	79,630

Volume Year To Date	
Lots	122,316
Tonnes	1,223,160

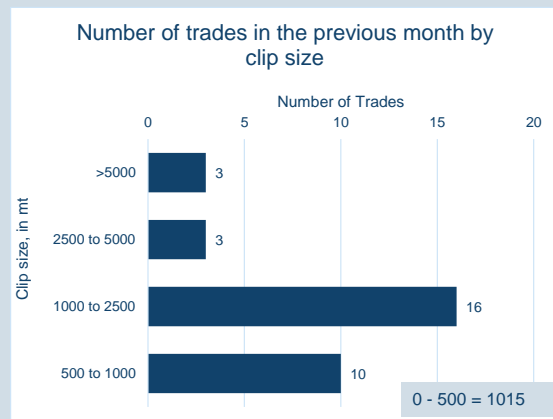


Prompt Month	End of Month - Daily Settlement	Volume (inc UNA)	End of Month - MOI
Dec-24	\$ 475.76	298	-
Jan-25	\$ 472.50	5,327	1,299
Feb-25	\$ 473.00	440	251
Mar-25	\$ 481.50	174	305
Apr-25	\$ 482.50	108	525
May-25	\$ 486.50	115	250
Jun-25	\$ 487.50	136	233
Jul-25	\$ 487.50	827	213
Aug-25	\$ 487.50	10	68
Sep-25	\$ 487.50	22	63
Oct-25	\$ 487.50	160	80
Nov-25	\$ 487.50	172	85
Dec-25	\$ 487.50	164	89
Jan-26	\$ 487.50	10	5
Feb-26	\$ 487.50	-	-



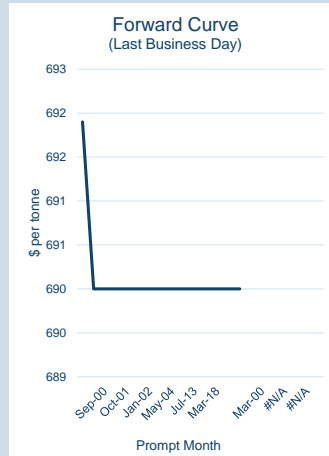


Contract specifications	
Contract Code	HCD
Underlying Index	Argus HRC FOB Tianjin China
Initial Margin	\$670 per lot (as of Nov-24)
Bloomberg Ticker	LCYA Comdty
EIKON RIC	0#CMHCF:
TT Product Code	HCFCECS
CQG Product Code	LHC
Lot Size	10 metric tonnes
Price Quotation	US\$ / metric tonne
Contract Type	Cash settled futures
Contract Period	Monthly out to 15 months
Trading Venues	LMEselect and Inter-office telephone
Margining	Realised variation margins applied
Trading and Clearing Fees	US\$0.30 per lot (US\$0.03 per tonne)



© The London Metal Exchange - An HKEX Company, 10 Finsbury Square, London EC2A 1AJ

The information contained within this presentation is for illustrative and educational purposes only and should not be relied upon in making any investment decision. The past performance of any commodity, derivative or other product referred to in the presentation cannot be relied upon as a guide to its future performance. Whilst every effort has been made to ensure the information is up-to-date and correct, the LME cannot guarantee that it is completely accurate and free from human error. The information is published "as is" without any warranty of any kind, express or implied, as to accuracy of the information and the LME shall not be liable for any losses or damage that may result from use of the presentation as a consequence of any inaccuracies in, or any omissions from, the information which it may contain. The information may not be reproduced, distributed or transmitted to any other person or incorporated in any way into another publication or other material.

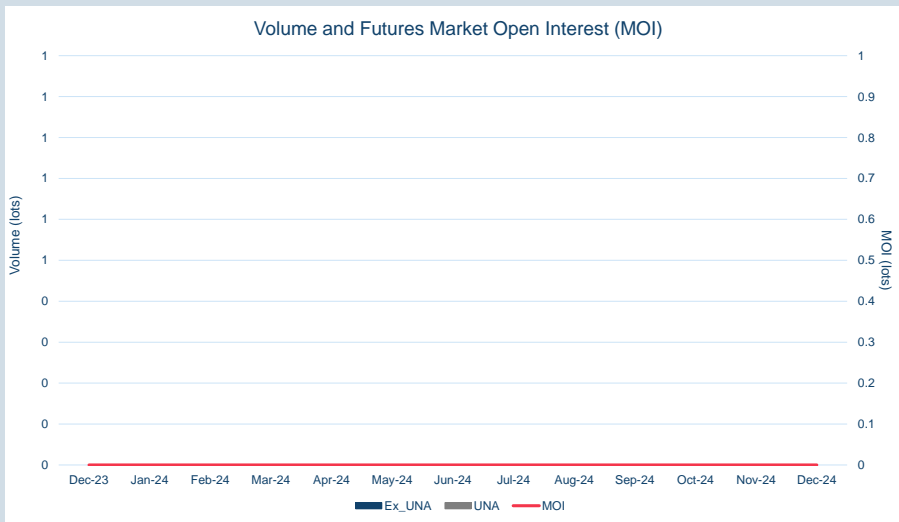


Front Month	
Average	\$693.29
Minimum	\$690.00
Maximum	\$700.00

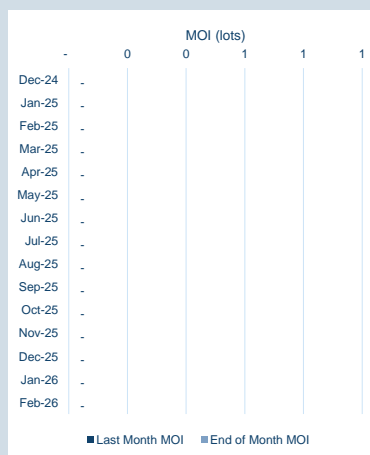
Volume (ex UNA) Dec-2024	
Lots	-

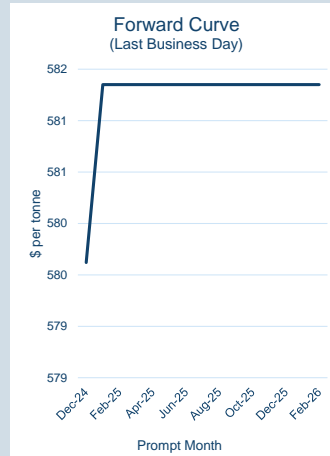
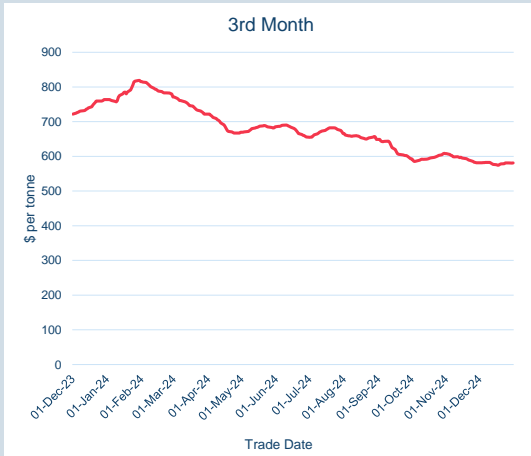
Volume (inc UNA) Dec-2024	
Lots	-
Tonnes	-

Volume Year To Date	
Lots	-
Tonnes	-



Prompt Month	End of Month - Daily Settlement	Volume (inc UNA)	End of Month - MOI
Jan-00	\$ 691.90	-	-
Feb-00	\$ 690.00	-	-
Sep-00	\$ 690.00	-	-
Jun-01	\$ 690.00	-	-
Oct-01	\$ 690.00	-	-
Dec-01	\$ 690.00	-	-
Jan-02	\$ 690.00	-	-
Apr-03	\$ 690.00	-	-
May-04	\$ 690.00	-	-
Jan-09	\$ 690.00	-	-
Jul-13	\$ 690.00	-	-
Jun-09	\$ 690.00	-	-
Mar-18	\$ 690.00	-	-
May-24	\$ 690.00	-	-
Jan-00	\$ 690.00	-	-



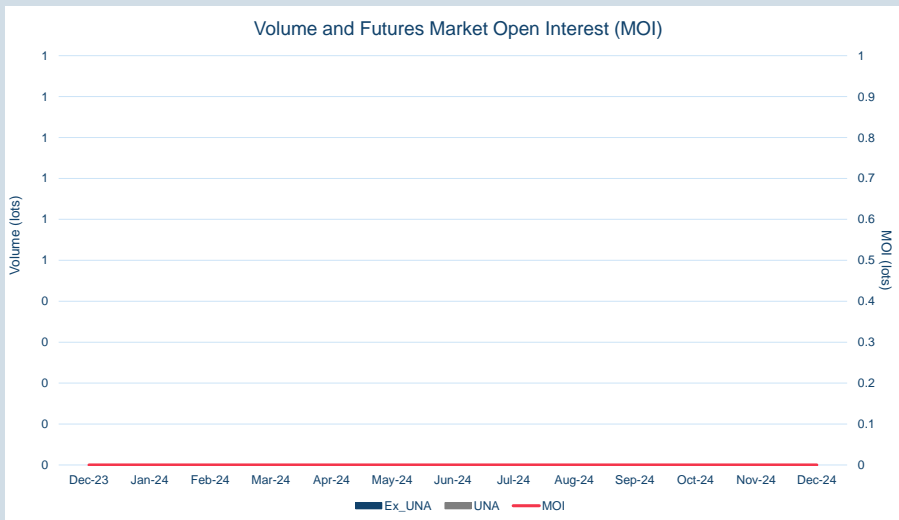


Front Month	
Average	\$579.62
Minimum	\$575.16
Maximum	\$583.26

Volume (ex UNA) Dec-2024	
Lots	-

Volume (inc UNA) Dec-2024	
Lots	-
Tonnes	-

Volume Year To Date	
Lots	-
Tonnes	-



Prompt Month	End of Month - Daily Settlement	Volume (inc UNA)	End of Month - MOI
Dec-24	\$ 579.62	-	-
Jan-25	\$ 581.35	-	-
Feb-25	\$ 581.35	-	-
Mar-25	\$ 581.35	-	-
Apr-25	\$ 581.35	-	-
May-25	\$ 581.35	-	-
Jun-25	\$ 581.35	-	-
Jul-25	\$ 581.35	-	-
Aug-25	\$ 581.35	-	-
Sep-25	\$ 581.35	-	-
Oct-25	\$ 581.35	-	-
Nov-25	\$ 581.35	-	-
Dec-25	\$ 581.35	-	-
Jan-26	\$ 581.35	-	-
Feb-26	\$ 581.35	-	-

